



TOYA

RESIDENTIAL COMPOUND

NEW ZAYED

About TOYA

Toya is a residential compound under development by **Al Tholatheia** for Construction and Contracting (S.A.E) which was established in 1987 with Issued Capital 500,000,000 EGP. The company is classified as a First Category Member at The Egyptian Federation for Construction & Building Contractors. The company has implemented several National Mega projects in different sectors such as Ministries, Government Authorities.

In the heart of New Sheikh Zayed, Toya is built on a gross land area of 21,000 Sqm at Dahshour Axis and few kilometers from Cairo – Alexandria Desert Road. The project consists of 36 luxurious Smart Twin Houses with 5 different types featuring a panoramic view overlooking Sheikh Zayed supported by the land's graded nature.

At **Toya** the sound of silence with a heart taking view is guaranteed.



Altholatheia for Construction & Contracting (S.A.E)



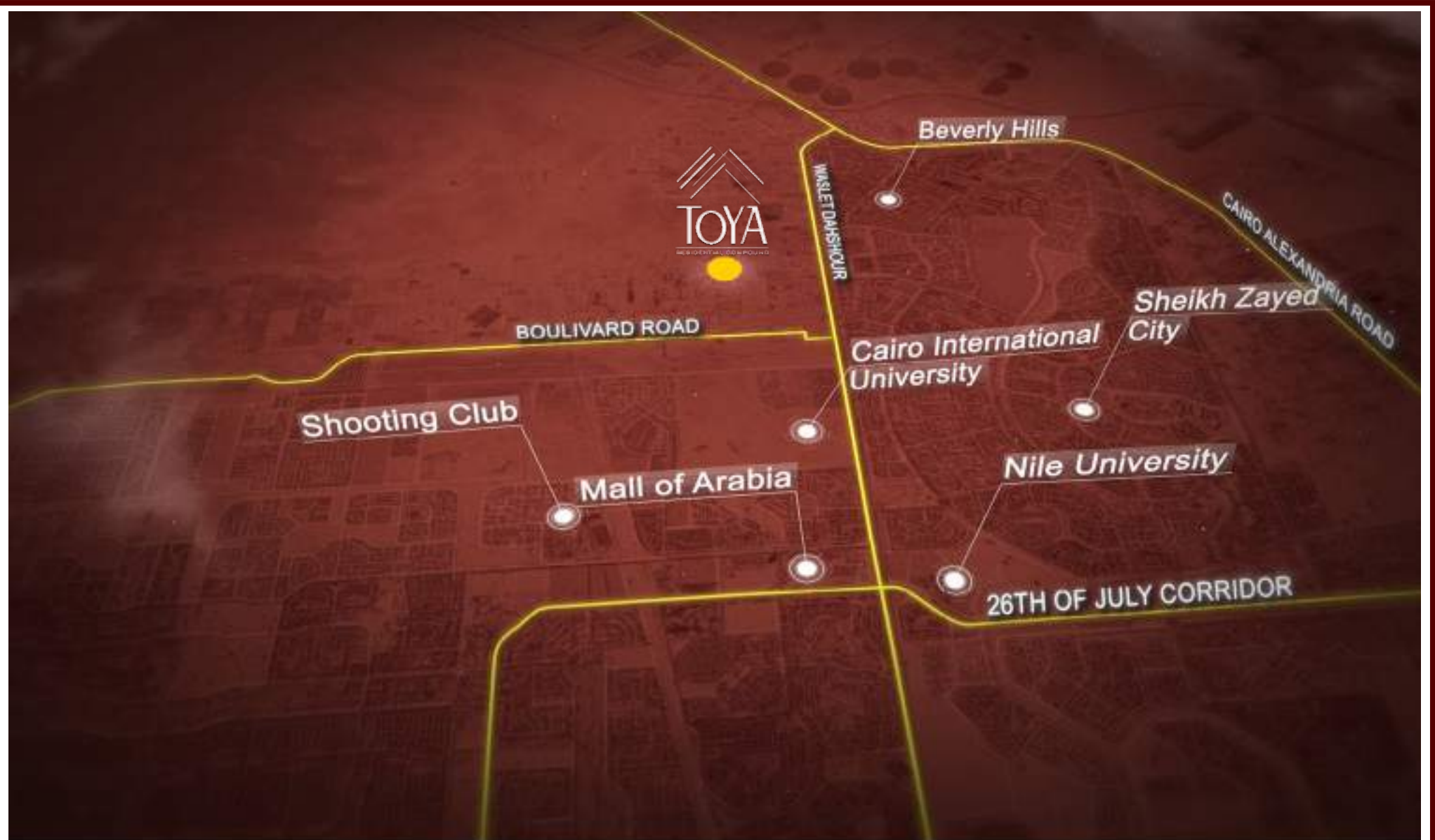
Design consultant

ECOGIM

Consulting Office

Structural Consultant

TOYA Location



2mins
Dahsour Rood

3mins
Beverly Hills

4mins
Alexandria Desert Road

5mins
Mall of Arabia



TOYA Master Plan

Master Plan



Compound Top View



Compound Side View

Gates



Club House



Club House



Layout



Layout



Layout



Layout



Villas Type A - B



Villas Type A - B



Villas Type B - B



Villas Type B - B



Villas Type C - D



Villas Type C - D



Villas Type C - E



Villas Type C - E



Villa Type A - BUA 356 M²



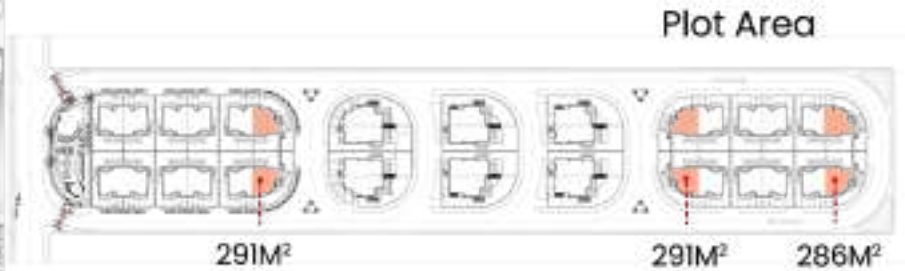
Villa Type A



Villa Type A Ground Floor



Reference	Dimensions
1 Entrance	2.70x1.30
2 Toilet	2.45x1.85
3 Lobby	9M ²
4 Kitchen	4.00x3.05
5 Dining Room	5.60x3.85
6 Reception	5.60x4.50
7 Terrace	4.70x2.50
8 Terrace	5.30x2.50

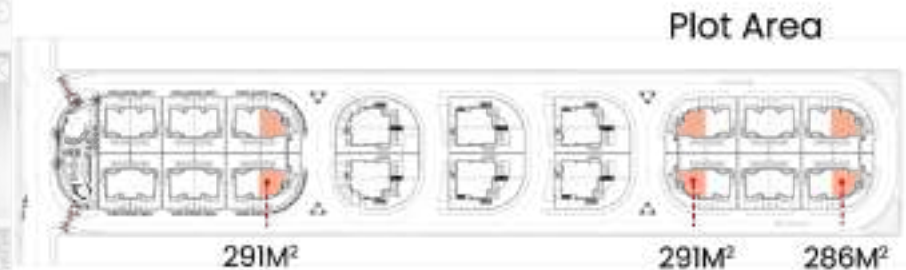


Ground Floor Area = 116.5 M²

Villa Type A First Floor



Reference	Dimensions
1 Master Bedroom	4.00x3.75
2 M.Dressing Room	2.55x1.70
3 M.Bathroom	2.60x1.90
4 Bedroom	4.10x3.75
5 Bedroom	4.00x3.85
6 Living Room	3.80x3.00
7 Bathroom	2.40x2.10
8 Terrace	3.00x1.70

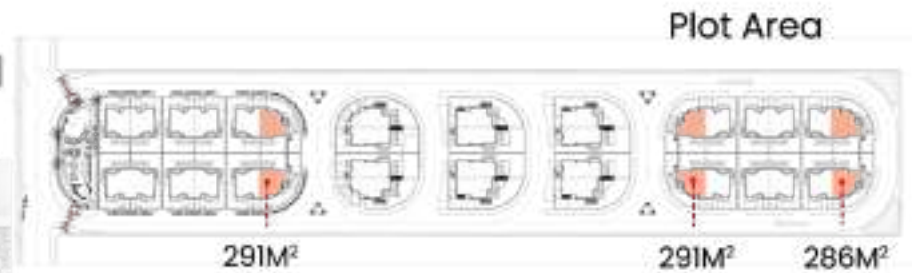


First Floor Area = 104 M²

Villa Type A Roof



Reference	Dimensions
1 Bedroom	3.20x2.40
2 Bathroom	2.40x1.10

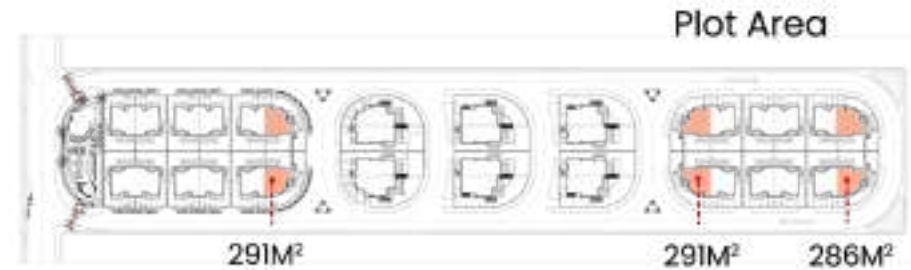


Roof Built Area= 24 M²
Roof Open Area= 71 M²

Villa Type A Basement



Reference	Dimensions
1 Living Area	56M ²
2 Kitchenette	3.55x2.00
3 Toilet	2.10x1.40
4 Maid's Room	2.80x1.90
5 Maid's Bathroom	2.80x1.20
6 Store Room	2.60x1.10



Basement Area = 113.5 M²

Villa Type B - BUA 350 M²



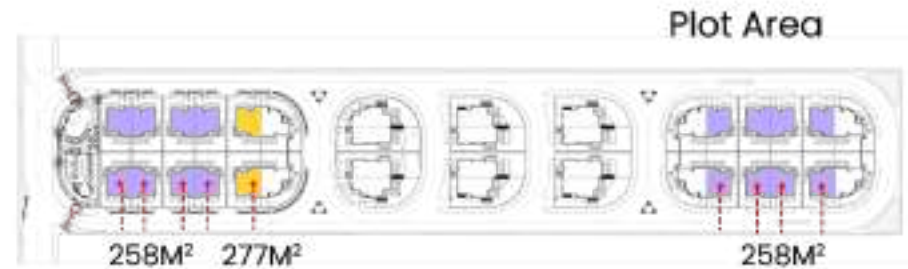
Villa Type B



Villa Type B Ground Floor



Reference	Dimensions
1 Entrance	2.65x1.45
2 Toilet	1.90x1.60
3 Lobby	7.5M ²
4 Kitchen	4.20x3.25
5 Dining Room	4.25x4.00
6 Reception	5.90x4.85
7 Terrace	4.70x2.50
8 Terrace	4.10x2.00

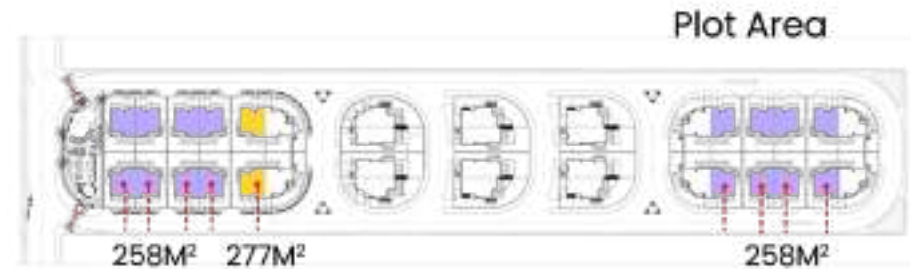


Ground Floor Area = 114 M²

Villa Type B First Floor



Reference	Dimensions
1 Master Bedroom	3.75x3.75
2 M.Dressing Room	2.55x2.00
3 M.Bathroom	2.50x1.90
4 Bedroom	3.65x3.65
5 Bedroom	3.85x3.75
6 Living Room	4.00x3.10
7 Bathroom	2.50x1.70
8 Terrace	3.00x1.70
9 Terrace	1.90x1.10

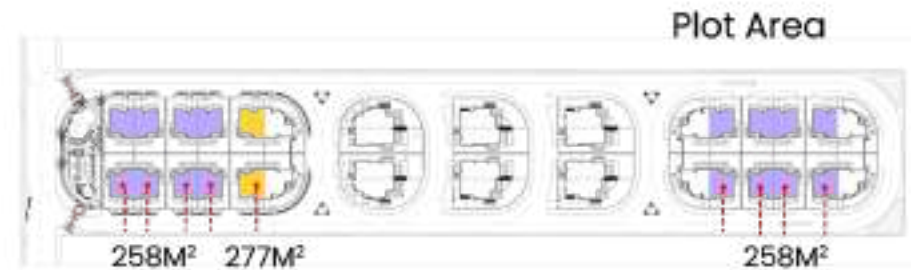


First Floor Area = 100 M²

Villa Type B Roof



Reference	Dimensions
1 Bedroom	2.80x2.30
2 Bathroom	2.80x1.60

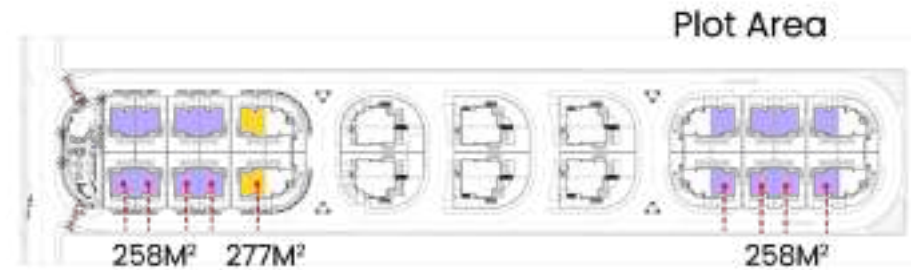


Roof Built Area= 24.5 M²
Roof Open Area= 69.5 M²

Villa Type B Basement



Reference	Dimensions
1 Living Area	58M ²
2 Kitchenette	2.95x1.70
3 Toilet	1.60x1.50
4 Maid's Room	3.60x1.90
5 Maid's Bathroom	2.40x1.10
6 Store Room	2.60x1.10



Basement Area = 115 M²

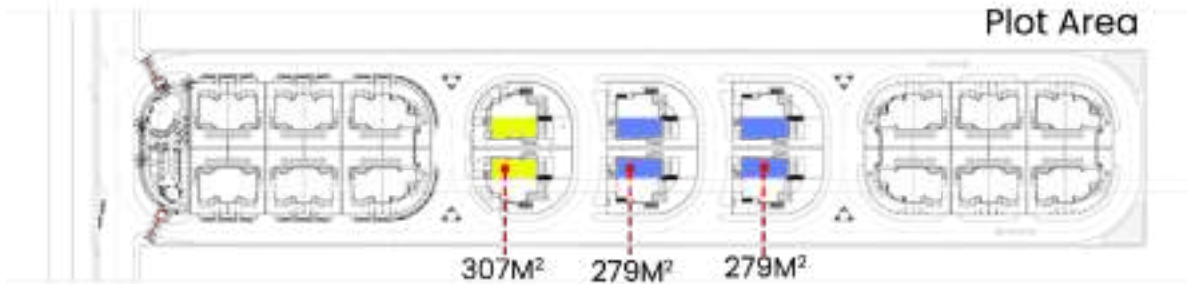
Villa Type C - BUA 355 M²



Villa Type C



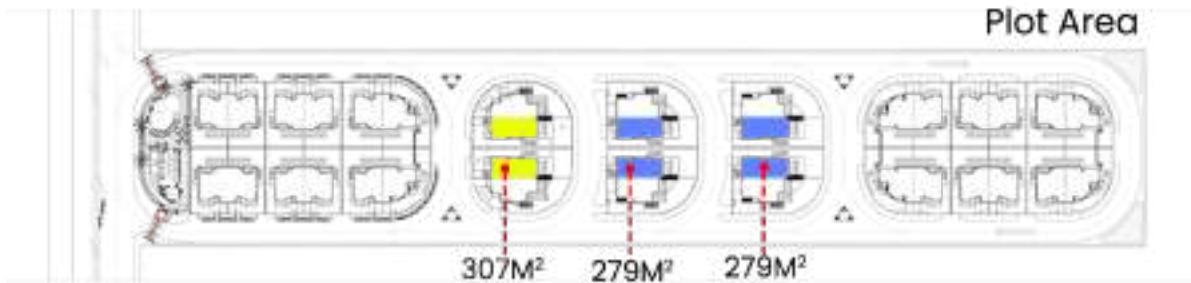
Villa Type C Ground Floor



Ground Floor Area = 116 M²

Reference	Dimensions
1 Entrance	1.60x1.30
2 Toilet	1.85x1.75
3 Lobby	4M ²
4 Kitchen	3.80x2.65
5 Dining Room	4.00x3.30
6 Reception	5.60x5.50
7 Terrace	5.50x3.40

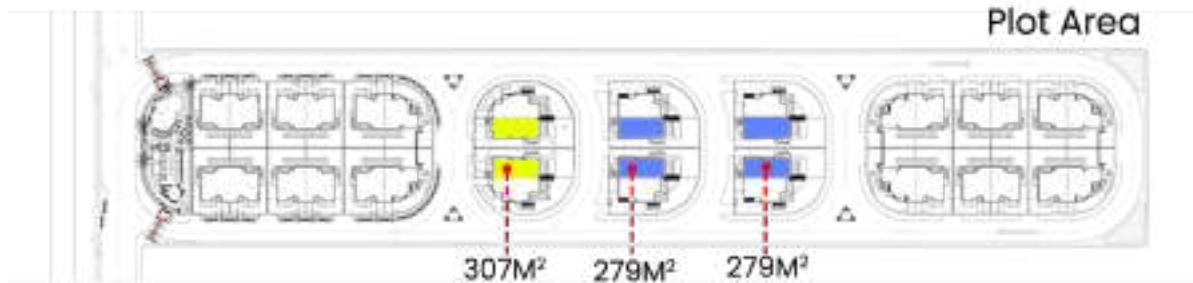
Villa Type C First Floor



First Floor Area = 106.5 M²

Reference	Dimensions
1 Master Bedroom	3.75x3.65
2 M.Dressing Room	3.10x1.80
3 M.Bathroom	2.65x1.95
4 Bedroom	3.75x3.60
5 Bedroom	3.85x3.65
6 Living Room	4.70x3.60
7 Bathroom	2.10x1.90
8 Terrace	3.30x1.10

Villa Type C Roof

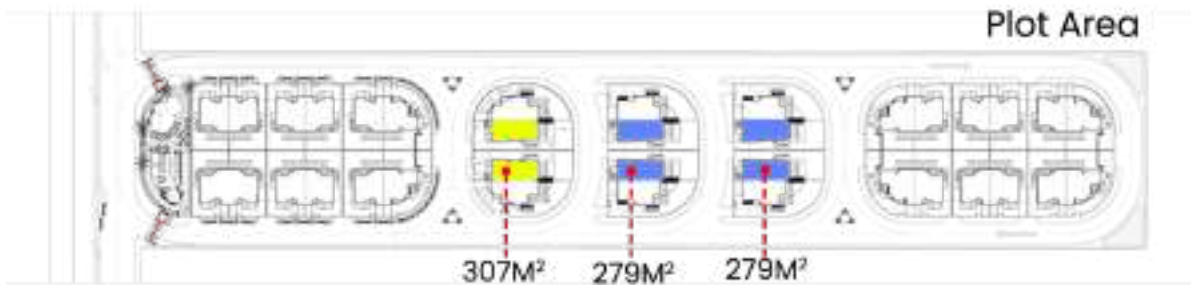


Reference	Dimensions
1 Bedroom	3.55x2.35
2 Bathroom	1.40x1.50

Roof Built Area= 22.5 M²

Roof Open Area= 75 M²

Villa Type C Basement



Basement Area = 110 M²

Reference	Dimensions
1 Living Area	62M ²
2 Kitchenette	2.55x2.05
3 Toilet	2.60x1.10
4 Maid's Room	2.80x2.20
5 Bathroom	2.15x1.00
6 Store Room	1.90x1.00

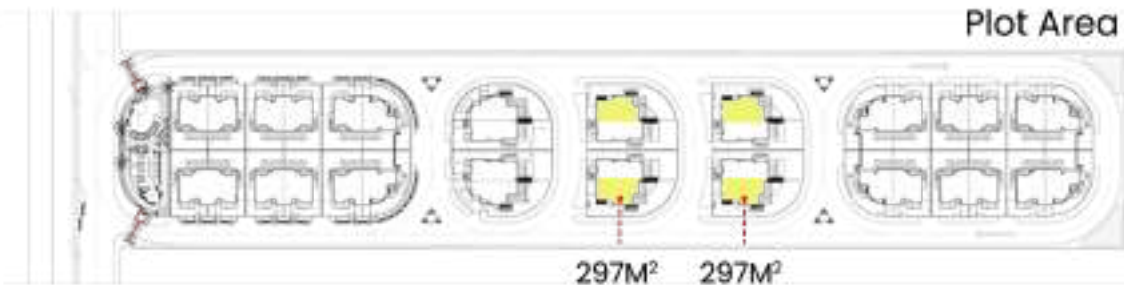
Villa Type D - BUA 370 M²



Villa Type D



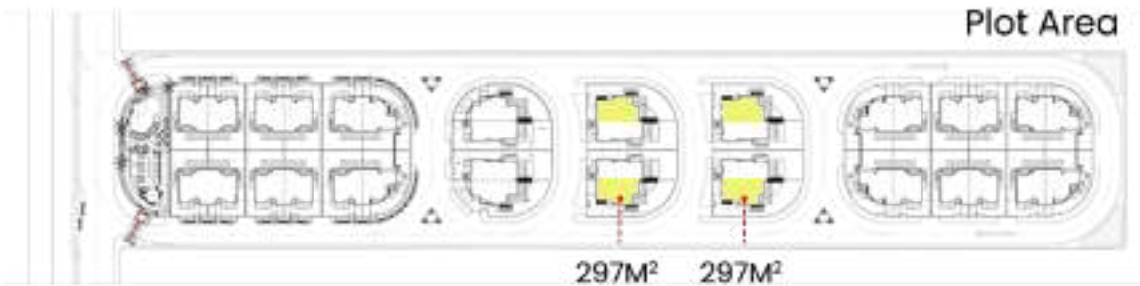
Villa Type D Ground Floor



Ground Floor Area = 123.5 M²

Reference	Dimensions
1 Entrance	1.60x2.00
2 Toilet	1.95x1.55
3 Lobby	5M ²
4 Kitchen	4.65x3.00
5 Dining Room	4.90x3.00
6 Reception	6.90x4.40
7 Terrace	7.60x2.60

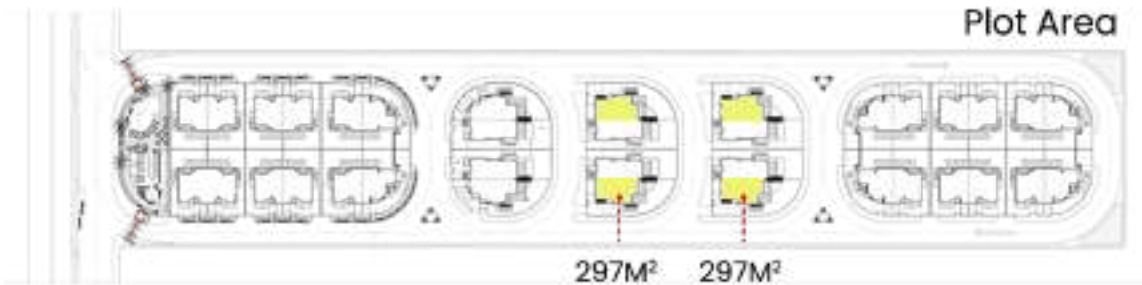
Villa Type D First Floor



First Floor Area = 113 M²

Reference	Dimensions
1 Master Bedroom	4.90x3.75
2 M.Dressing Room	2.40x1.50
3 M.Bathroom	2.40x2.10
4 Bedroom	4.65x3.75
5 Bedroom	3.85x3.65
6 Living Room	4.00x3.45
7 Bathroom	2.30x1.70
8 Terrace	3.20x2.00

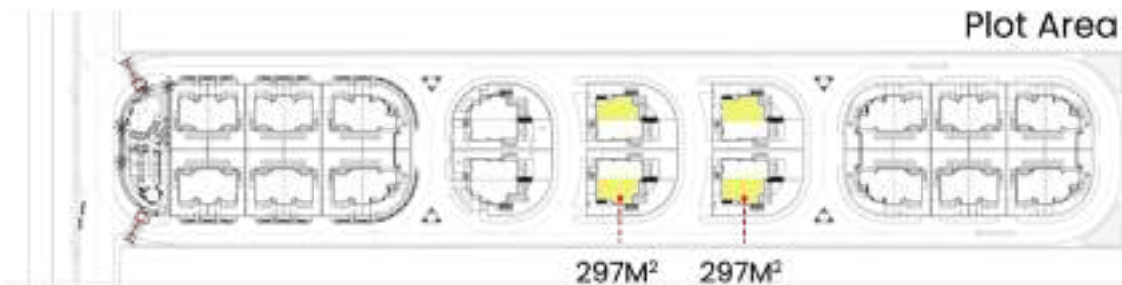
Villa Type D Roof



Reference	Dimensions
1 Bedroom	2.90x2.70
2 Bathroom	1.50x1.10

Roof Built Area = 22.7 M²
Roof Open Area = 77 M²

Villa Type D Basement



Basement Area = 110 M²

Reference	Dimensions
1 Living Area	67.5M ²
2 Kitchenette	3.10x2.80
3 Toilet	3.00x2.10
4 Maid's Room	2.80x2.20
5 Maid's Bathroom	3.00x1.10
6 Store Room	2.90x1.05

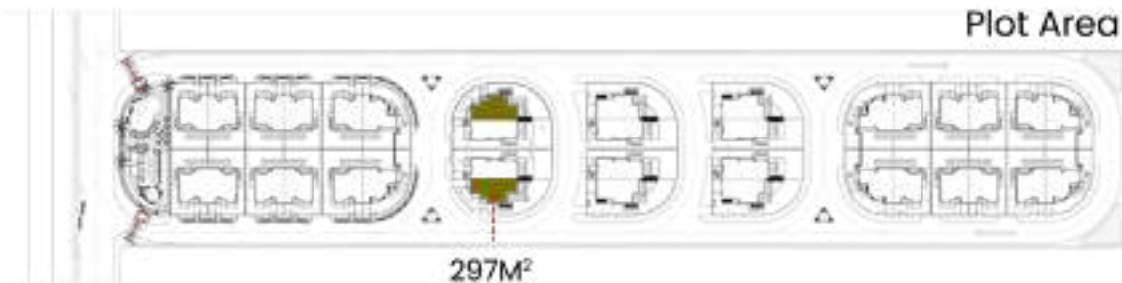
Villa Type E - BUA 357 M²



Villa Type E



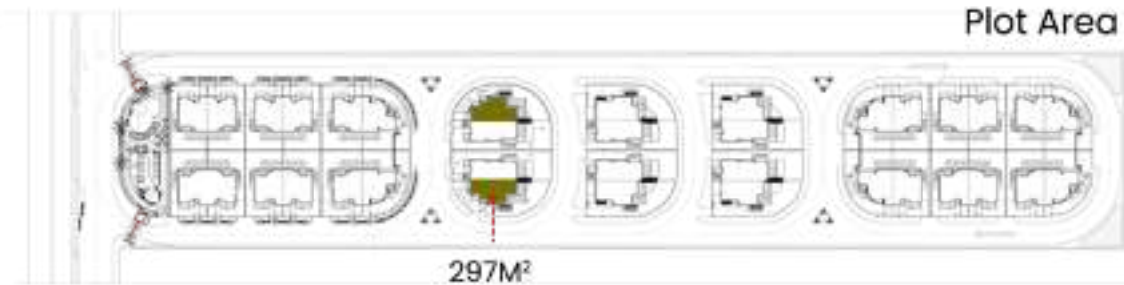
Villa Type E Ground Floor



Ground Floor Area = 111 M²

Reference	Dimensions
1 Entrance	1.55x1.45
2 Toilet	2.45x1.85
3 Lobby	5M ²
4 Kitchen	3.75x2.65
5 Dining Room	6.00x4.50
6 Reception	6.00x4.90
7 Terrace	7.00x1.50

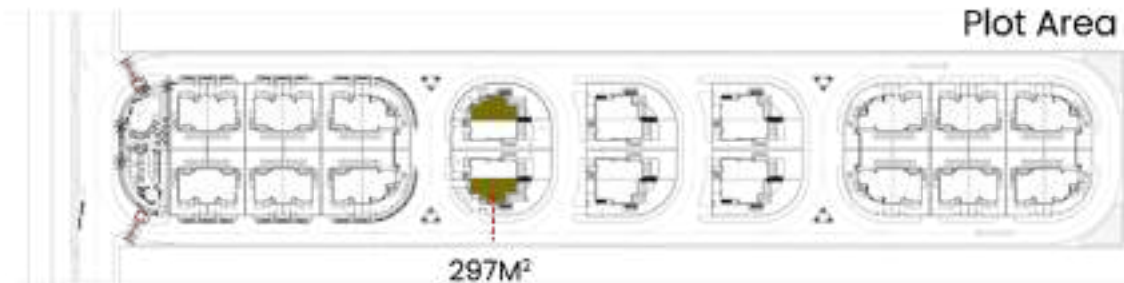
Villa Type E First Floor



First Floor Area = 112 M²

Reference	Dimensions
1 Master Bedroom	4.55x3.75
2 M.Dressing Room	1.85x1.75
3 M.Bathroom	2.85x1.85
4 Bedroom	4.75x3.95
5 Bedroom	3.75x3.55
6 Living Room	3.95x3.60
7 Bathroom	2.60x1.90
8 Terrace	3.60x2.20

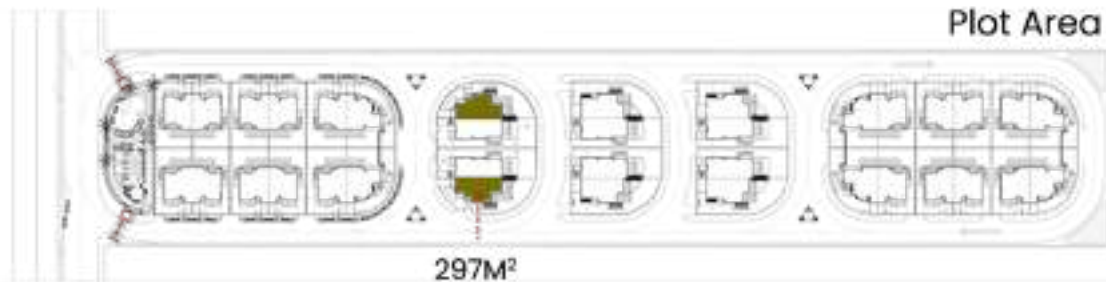
Villa Type E Roof



Reference	Dimensions
1 Bedroom	3.10x2.65
2 Bathroom	1.75x1.20

Roof Built Area = 22.5 M²
Roof Open Area = 76.5 M²

Villa Type E Basement



Basement Area = 111 M²

Reference	Dimensions
1 Living Area	57M ²
2 Kitchenette	2.00x2.00
3 Toilet	1.65x1.40
4 Maid's Room	2.95x2.40
5 Maid's Bathroom	1.90x1.10
6 Store Room	3.20x1.00

Facilities



Designated Parking Spots



24/7 Security



Surveillance System



Smart Compound



Four Electronic Gates



**Club House
Swimming Pool**