

SILVERSANDS

NORTH COAST

NEW PHASE
LAUNCHING NOW

the lima

STREAM
No1

*Like a shell
opens to the shore*



WWW.ORA-EGYPT.COM
CALL CENTER I 15003

*All the way from
the Caribbean Coast
to the North Coast*

Discover your very own taste of serenity,
freedom, and the most picturesque luxury at
Silersands North Coast The Lima (Stream 1).

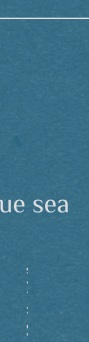
the lima

STREAM
No1

Our Villas, Twin houses and Chalets offer the perfect
mix of elegance and comfort, making you feel right
at home at this Caribbean inspired paradise on
the warm shores of Egypt's North Coast. Wake up
to surreal views of the clearest turquoise waters
while enjoying the warm fresh breeze from your
beachfront terrace.

ALL YEAR-ROUND DESTINATION

SILVERSANDS
NORTH COAST



Location

Alexandria	221 KMs
Alamein	138 KMs
Borg Al Arab	202 KMs
Cairo	370 KMs
Almaza	4 KMs



blue sea

mist

sky

self


sun

sand

Live Life...Alive

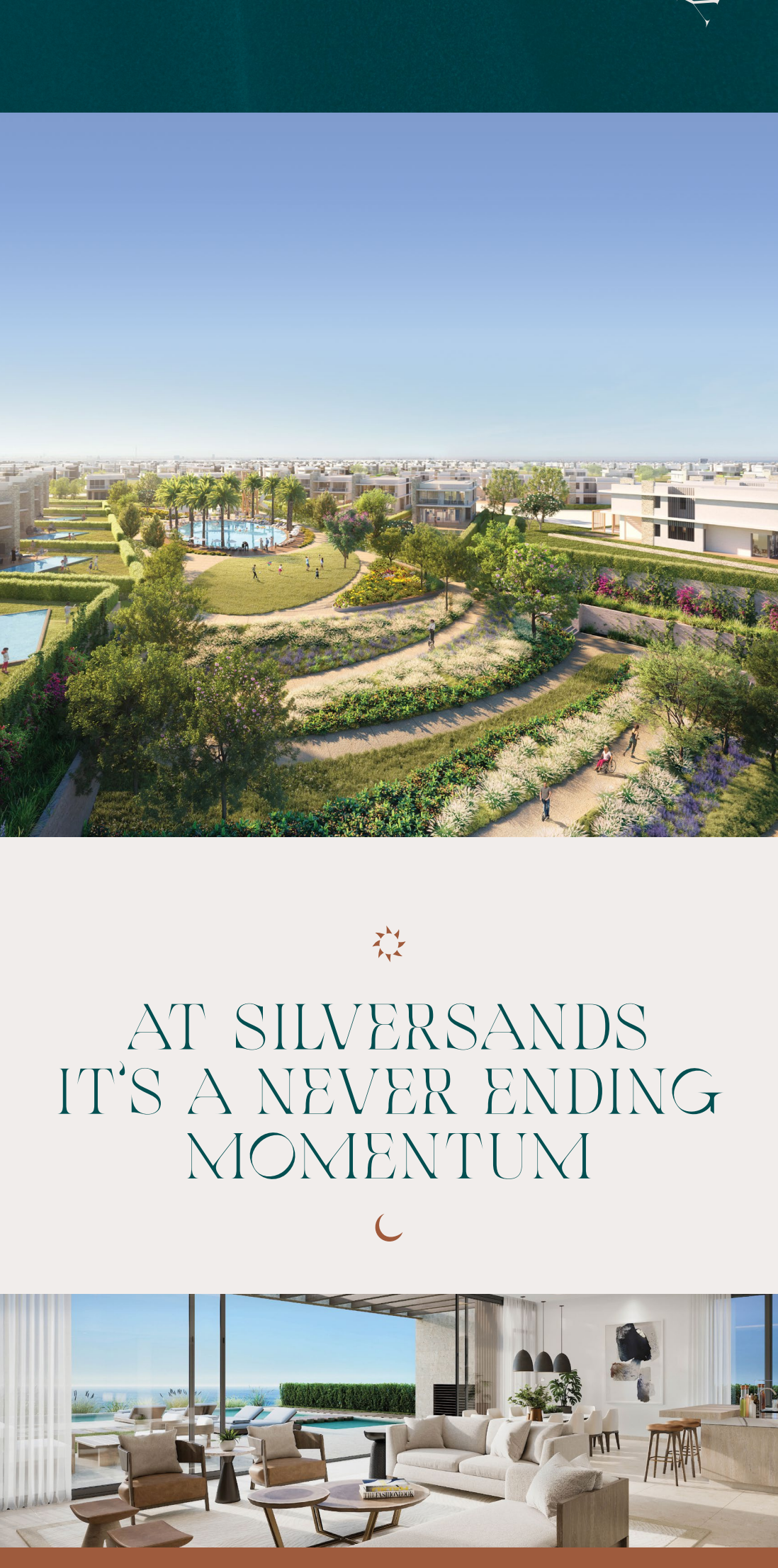
GO WHERE THE
REST DON'T.

LIVE LIKE THE
REST WON'T.



SPARKLES ON
OCEAN FOAM

SIZZLING DURING
THE GOLDEN HOUR



AT SILVERSANDS
IT'S A NEVER ENDING
MOMENTUM

the lima

STREAM
No1

SILVERSANDS
NORTH COAST



15003



WWW.ORA-EGYPT.COM

Master Plan



Master Plan

Leveling



the lima
STREAM
No1

SILVERSANDS

NORTH COAST



15003



WWW.ORA-EGYPT.COM

SILVERSANDS

NORTH COAST

NEW PHASE

the

STREAM

Nº1

lima

BACKYARD

BATHROOM

BEDROOM

LIVING AREA

FRONT DOOR

GROUND FLOOR

Total Area	284.00 sqm
Internal Area	248.00 sqm
Covered Terraces	36.00 sqm
No. Of Bedrooms	4

Room	Dimensions
01 Entrance Hall	2.15m x 4.00m
02 Living	3.65m x 7.15m
03 Dining	2.95m x 5.15m
04 Open Kitchen	2.95m x 2.00m
05 Kitchen	2.55m x 2.95m
06 Guest Toilet	1.65m x 2.25m
07 Master Bedroom	4.05m x 4.50m
08 Walk-In Wardrobe	2.70m x 1.70m
09 Master Bathroom	2.70m x 1.75m
10 Bedroom 1	3.80m x 4.60m
11 En-Suite 1	2.35m x 2.70m
12 Bedroom 2	3.95m x 4.40m
13 En-Suite 2	2.65m x 1.80m
14 Bedroom 3	3.95m x 4.00m
15 En-Suite 3	2.05m x 2.65m
16 Maid's Room	2.55m x 1.95m
17 Maid's Bathroom	2.55m x 1.05m
18 Driver's Room	2.55m x 2.00m
19 Driver's Bathroom	2.55m x 1.05m
20 Terrace 1	6.70m x 2.15m
21 Terrace 2	7.40m x 2.95m
22 Storage	2.55m x 1.80m

Villa Type

3B

BACKYARD

FRONT DOOR

GROUND FLOOR

FIRST FLOOR

Total Area	346.00 sqm
Internal Area	298.00 sqm
Covered Terraces	48.00 sqm
No. Of Bedrooms	5

Room	Dimensions
01 Entrance Hall	3.40m x 1.70m
02 Living Room	4.15m x 5.40m
03 Dining Area	3.15m x 4.35m
04 Kitchen	3.00m x 2.55m
05 Bedroom 1	3.75m x 4.00m
06 En-suite 1	3.75m x 1.75m
07 Guest Bathroom	2.95m x 1.20m
08 Maids Room	2.55m x 2.80m
09 Maids Bathroom	1.40m x 2.00m
10 Drivers Room	3.20m x 2.00m
11 Drivers Bathroom	1.25m x 2.00m
12 Terrace 1	7.45m x 2.95m
13 Storage	3.00m x 1.95m
14 Hall	2.65m x 2.40m
15 Master Bedroom	4.25m x 5.00m
16 Walk-in Wardrobe	2.85m x 2.05m
17 Master Bathroom	2.05m x 2.70m
18 Bedroom 2	4.20m x 5.10m
19 En-suite 2	2.75m x 1.65m
20 Bedroom 3	4.20m x 4.50m
21 En-suite 3	2.85m x 1.65m
22 Bedroom 4	4.30m x 4.75m
23 En-suite 4	2.85m x 1.70m
24 Terrace 2	3.60m x 1.50m
25 Terrace 3	3.85m x 1.20m
26 Terrace 4	4.95m x 1.00m

TWIN

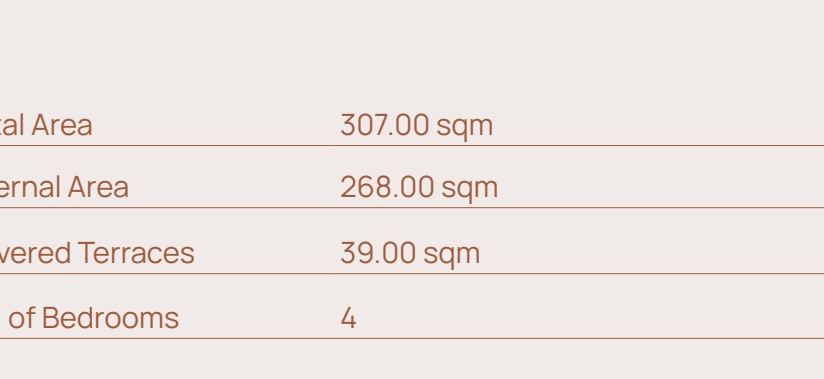
BACKYARD



FRONT DOOR



GROUND FLOOR



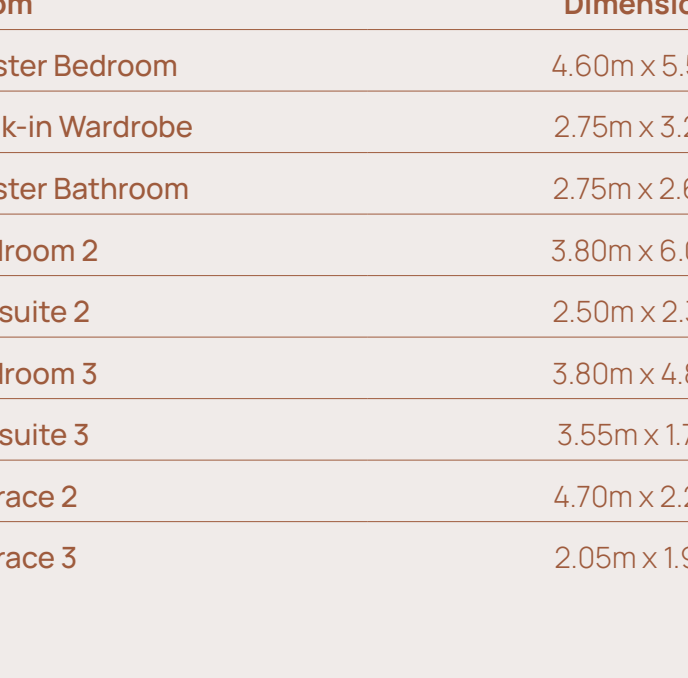
TWIN B

TWIN A

Total Area	307.00 sqm
Internal Area	268.00 sqm
Covered Terraces	39.00 sqm
No. of Bedrooms	4

	Room	Dimensions
01	Entrance Hall	5.15m x 2.00m
02	Living/Dining Room	6.95m x 4.35m
03	Kitchen	2.75m x 3.80m
04	Bedroom 1	4.15m x 4.05m
05	En-suite 1	2.75m x 1.80m
06	Maid's Room	2.50m x 2.20m
07	Maid's Bathroom	2.50m x 1.50m
08	Terrace 1	7.15m x 3.75m
09	Storage	2.50m x 1.05m

FIRST FLOOR



TWIN B

TWIN A


	Room	Dimensions
10	Master Bedroom	4.60m x 5.55m
11	Walk-in Wardrobe	2.75m x 3.25m
12	Master Bathroom	2.75m x 2.65m
13	Bedroom 2	3.80m x 6.00m
14	En-suite 2	2.50m x 2.35m
15	Bedroom 3	3.80m x 4.80m
16	En-suite 3	3.55m x 1.75m
17	Terrace 2	4.70m x 2.20m
18	Terrace 3	2.05m x 1.90m

CHALET



Chalet Ground

GROUND FLOOR



GROUND - 2

GROUND - 1

Total Area	173.00 sqm
Internal Area	145.00 sqm
Covered Terraces	28.00 sqm
No. Of Bedrooms	3

	Room	Dimensions
01	Entrance Hall	1.40m x 5.25m
02	Living Area	5.00m x 4.70m
03	Dining Area	5.00m x 4.30m
04	Kitchen	3.45m x 2.50m
05	Master Bedroom	4.95m x 3.60m
06	Master Bathroom	3.60m x 1.50m
07	Bedroom 2	3.60m x 3.60m
08	Bedroom 3	4.05m x 3.30m
09	Bathroom 2	3.60m x 1.65m
10	Bedroom 4	3.95m x 4.10m
11	En-Suite 4	2.50m x 1.50m
12	Maid's Room	2.05m x 1.90m
13	Maid's Bathroom	2.05m x 1.00m
14	Terrace	10.40m x 2.90m

Chalet Roof


FIRST FLOOR



FIRST - 2

FIRST - 1

ROOF




Total Area	223.00 sqm
Internal Area	206.00 sqm
Covered Terraces	17.00 sqm
Roof terrace	58.00 sqm
No. Of Bedrooms	4

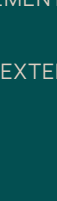

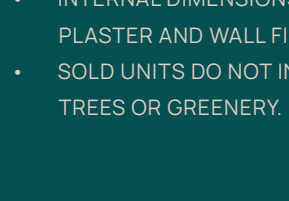
	Room	Dimensions
01	Entrance Hall	1.40m x 7.30m
02	Living Room	5.00m x 3.90m
03	Dining Room	5.00m x 2.30m
04	Kitchen	3.45m x 2.50m
05	Maid's Room	2.05m x 1.90m
06	Maid's Bathroom	2.05m x 1.00m
07	Master Bedroom	4.05m x 4.35m
08	Master Bathroom	2.95m x 1.70m
09	Bedroom 2	4.05m x 3.45m
10	Bedroom 3	3.95m x 4.20m
11	Bathroom	2.50m x 1.55m
12	Terrace 1	5.00m x 1.55m
13	Terrace 2	3.85m x 1.30m
14	Terrace 3	3.75m x 1.30m
15	Social Area	6.30m x 5.55m
16	Bathroom	1.50m x 2.50m
17	Roof Terrace 1	8.20m x 5.15m
18	Roof Terrace 2	6.80m x 2.35m



AT SILVERSANDS
IT'S A NEVER ENDING
MOMENTUM



the **lima**
STREAM
No1
SILVERSANDS
NORTH COAST



WWW.ORA-EGYPT.COM

- ALL LANDSCAPING ELEMENTS AND INTERIOR/EXTERIOR FURNITURE ARE SHOWN FOR ILLUSTRATIVE PURPOSES ONLY AND ARE NOT LEGALLY BINDING. THEY ARE ALSO SUBJECT FOR MODIFICATION BASED ON CONSTRUCTION REQUIREMENTS AND AUTHORITIES REGULATIONS.
- ARCHITECTURAL PLANS AND PERSPECTIVES MIGHT BE MODIFIED ACCORDING TO THE FINAL DESIGN AND AUTHORITIES REGULATIONS.
- INTERNAL DIMENSIONS ARE LINKED TO THE STRUCTURAL ELEMENTS AND INCLUDE PLASTER AND WALL FINISHES THICKNESS.
- SOLD UNITS DO NOT INCLUDE ANY OF THE SHOWN INTERIOR/EXTERIOR FURNITURE, TREES OR GREENERY.