

CH
ON THE HILLS •

CLUB
HILLS
RESIDENCE


HDP HOUSING AND
DEVELOPMENT
PROPERTIES





A NEW ERA OF DISTINCTION INSPIRING FUTURE POSSIBILITIES

Housing and Development Properties (HDP) has been upping the exclusivity factor in the real estate sector since 2022, thanks to a team of young visionaries and breakthrough concepts that cater to contemporary lifestyles. The company leverages the Housing and Development Bank's four decades legacy, acting as its real estate investment and development arm while making aspirations attainable for varied market segments. HDP specializes in bespoke residential and mixed-use offerings that not only enrich everyday ordinary, but also maximize return on investment, thanks to prime locations, second to none. As a visionary hub, HDP offers holistic solutions under one seamless roof, driven by a unique philosophy centered around boundless innovation and holistic integration.



LIFE ON

THE



HILLS



LIFE ON THE HILLS



Nestled atop the majestic hills of West Cairo, Club Hills Residence is more than a residence – it's a revelation. Spread over 30 acres with breathtaking vistas, this boutique enclave whispers the promise of tranquility and modern elegance. Here, every corner is thoughtfully infused with sophistication. From its distinguished design to its premium amenities, life on the hills transcends the ordinary, offering a private haven where expectations are not just met, but surpassed.

C L U B
H I L L S
RESIDENCE



A HILLTOP COMMUNITY IN THE SKIES



Imagine waking up 150 meters above the horizon, where the morning brightens your home in golden light and a gentle breeze carries the scent of blooming flowers. As you look out at the horizon, the panoramic view unfolds before you – lush golf resorts and the vibrant sports club create a living tapestry that stretches to the sky. Each day at Club Hills Residence feels like a serene escape, where the rhythm of life slows down, allowing you to savor every moment. Here, open spaces thoughtfully invite a vibrant community where togetherness evolves, creating an environment where neighbors feel like family and life is shared in harmony.



Every day in this exclusive hilltop community, Townhouses, Hills Garden Villas, Hills Top Villas, and Apartments form a harmonious living experience, where each space is thoughtfully designed to blend luxury with comfort. Here, tranquility is a constant companion and elegance is woven into the fabric of your daily life. More than just a place to live, Club Hills Residence is a sanctuary in the skies where your senses are constantly heightened and your spirit uplifted.

ASCEND TO EXCLUSIVITY

YOUR ASPIRING LOCATION IN WEST CAIRO

Waking up to a hilltop horizon painted with the verdant hues of lush golf resorts and clubs sets the tone for your day. In the heart of West Cairo, in the eastern extension of 6th of October City, Club Hills Residence cradles you in a landscape where natural elevations frame your view, creating a serene backdrop for your daily life. Conveniently located within close proximity to the Mehwar Road, Sahrawy Road, Mall of Egypt, and El Wahat Road, it offers easy access to main roads and essential destinations only a few moments' drive away. As you sip your morning coffee, the world-class amenities and top educational institutions nearby blend convenience with exclusivity. Here, urban vitality meets the tranquil embrace of nature, offering a unique lifestyle where every moment is a harmonious balance of beauty and ease on a breathtaking summit.



EXPERIENCE TRANQUIL GREENERY AT NEW HEIGHTS

DISCLAIMER:









1. The façade may undergo small changes without prior notice. 2. Specifications, materials and colors may be altered depending on final design and availability. 3. Actual finishes for windows, porches, terraces, loggia, and exterior trim may vary by elevation styles and floor level. 4. The façade shown is for illustrative purposes only.



THE MASTER PLAN

WHERE NATURE & DESIGN
BLEND IN HARMONY

Wander through Club Hills Residence, where every step reveals a seamless flow of visionary design and masterful planning. Designed by the renowned architects at Benoy, the masterplan invites you to stroll without care, allowing you to fully appreciate a tapestry of beauty and intention. Meandering pathways guide you through verdant gardens and panoramic vistas that reflect endless horizons from above. Here, spaces are woven together by nature, creating a vibrant community where shading elements offer comfort, and indoor views offer inspiring pocket gardens. Spring arrives with a flourish of wildflowers, their lively colors and fragrances painting the air with jasmine and citrus. This is a place where every detail sings of serenity, where the landscape unfolds with Egypt's most diverse natural scenery. At Club Hills, life on the hills is a delicate dance between nature and design, inviting you to lose yourself in moments that last and memories that bloom.

-  Entrance Gates
-  Mixed-Use Area
-  Jogging Track
-  Gathering Hub
-  Gazebo
-  Linear Fountain
-  Water Features
-  Entrance Fountain



DISCLAIMER:
1. These renders are for illustrative purposes only; minor changes are applicable as per actual master planning design and construction.
2. Each garden plot shape will vary based on the location of the building in the masterplan.



DISCLAIMER:

1. The façade may undergo small changes without prior notice. 2. Specifications, materials, and colors may be altered depending on final design and availability. 3. Actual finishes for windows, porches, terraces, loggia, and exterior trim may vary by elevation styles and floor level. 4. The façade shown is for illustrative purposes only.



INSPIRED LIVING, INSPIRING AMENITIES



A WORLD OF COMFORT

At Club Hills Residence, daily life is elevated with thoughtful amenities designed to enhance your comfort and convenience. Start your mornings with refreshing jogs in the well-maintained outdoor spaces, enjoy a relaxed afternoon of shopping, and unwind with tranquil evening strolls through inviting grounds. Family-friendly activities, round-the-clock security, and reliable maintenance services provide peace of mind and ensure a smooth living experience. Here, every moment is crafted to make everyday living both enjoyable and effortless.





PEDESTRIAN PATHWAYS



At Club Hills, we've created a community where walking is easy and safe. Our design includes dedicated pedestrian pathways that let you move around without crossing roads. This separation of walking and driving areas ensures safety and convenience, making it easier for you to enjoy a high quality of life. At Club Hills, every stroll through our community is a testament to our commitment to enhancing your living experience.



DISCLAIMER:
1. The façade may undergo small changes without prior notice. 2. Specifications, materials, and colors may be altered depending on final design and availability. 3. Actual finishes for windows, porches, terraces, loggia, and exterior trim may vary by elevation styles and floor level. 4. The façade shown is for illustrative purposes only.



GREEN SPACES



At Club Hills, our green spaces are the heart of our community. A thoughtfully designed network of lush open areas seamlessly connects every corner, fostering a sense of unity. Shaded by trees, these spaces offer a refreshing retreat, enhancing comfort and encouraging relaxation. The peaceful views and cozy pocket gardens provide private spaces to unwind. In spring, our gardens come alive with colorful wildflowers, filling the air with fresh scents and showcasing a natural, vibrant landscape. At Club Hills, every garden is a celebration of nature and a commitment to a lively, welcoming environment.



DISCLAIMER:
1. The facade may undergo small changes without prior notice. 2. Specifications, materials, and colors may be altered depending on final design and availability. 3. Actual finishes for windows, porches, terraces, loggias, and exterior trim may vary by elevation styles and floor level. 4. The facade shown is for illustrative purposes only.



ARCHITECTURAL SYMPHONY



INSPIRED ELEGANCE IN EVERY CORNER

Step into a world where hilltop architecture embodies modern luxury. At Club Hills Residence, every home is designed with sleek, minimalistic lines that offer stunning panoramic views, redefining contemporary living. The architecture is a testament to innovation, with meticulously crafted spaces that seamlessly integrate form and function. As you enter, grand double height entrances make a bold statement, setting the stage for a lifestyle defined by cutting-edge sophistication. Wander through the elevated landscape, where every detail reflects the architectural brilliance that shapes life on the hills. Here, modern elegance meets unparalleled design, creating a living experience like no other.



DISCLAIMER:
1. The façade may undergo small changes without prior notice. 2. Specifications, materials, and colors may be altered depending on final design and availability. 3. Actual finishes for windows, porches, terraces, loggia, and exterior trim may vary by elevation styles and floor level. 4. The façade shown is for illustrative purposes only.



A HOME TO MATCH EVERY DREAM



HOME TYPES & FLOOR PLANS

At Club Hills Residence, a diverse range of unit types ensures there's a perfect fit for every lifestyle. Explore the elegance of our townhouses, where spacious interiors and private gardens create a serene, inviting retreat. For those seeking an urban experience, our building apartments – offering 1, 2, and 3-bedroom – rise five floors above the ground, each designed to maximize space, light, and breathtaking views. If you're looking for something more expansive, our Hills Garden Villas provide luxurious ground-level living with seamless access to lush landscapes. And for those who desire the pinnacle of exclusivity, the Hills Top Villas sit majestically atop the development, offering unmatched privacy and panoramic vistas that truly define life on the hills. Every unit is a masterpiece of modern design, crafted to not just meet your needs but to elevate your entire living experience.

C
H

FLOOR PLANS

CH

TOWNHOUSE 1



DISCLAIMER:

1. The facade may undergo small changes without prior notice. 2. Specifications, materials, and colors may be altered depending on final design and availability. 3. Actual finishes for windows, porches, terraces, landscaping, and exterior trim may vary by elevation styles and floor level. 4. The facade shown is for illustrative purposes only.



DISCLAIMER:
1. The façade may undergo small changes without prior notice. 2. Specifications, materials, and colors may be altered depending on final design and availability. 3. Actual finishes for windows, porches, terraces, loggia, and exterior trim may vary by elevation styles and floor level. 4. The façade shown is for illustrative purposes only.

TOWNHOUSE 1 - ENTRANCE A

4+ BEDROOM

Unit Area: 245 m²



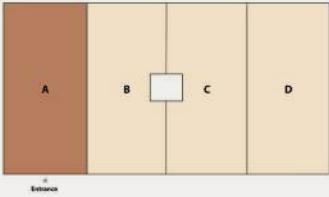
GROUND FLOOR



FIRST FLOOR



ROOF FLOOR



DISCLAIMER:
1. All room dimensions are measured internally and exclude wall finishes and construction tolerance.2. All dimensions have been provided by our consultant architect.
3. All material, dimensions and drawings are approximate, and information is subject to change without notice. 4. Reserving the right to make minor alterations to the drawings of 5% added or deducted from areas & values. 5. Drawing areas are not to scale. 6. The developer reserves the right to make revisions. 7. Actual unit areas, windows, porches, terraces, and exterior trim detail may vary by elevation style. 8. The unit orientation will be shown in the master plan and not the floor plan. 9. Floor plans layout and furniture plans are for indicative purposes.

TOWNHOUSE 1 - ENTRANCE B

3 BEDROOM

Unit Area: 190 m² (without Roof Floor)
225 m² (with Roof Floor)



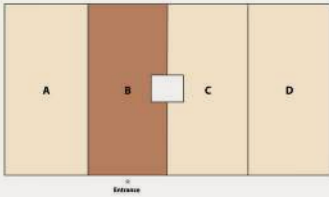
GROUND FLOOR



FIRST FLOOR



ROOF FLOOR



DISCLAIMER:
1. All room dimensions are measured internally and exclude wall finishes and construction tolerance.2. All dimensions have been provided by our consultant architect.
3. All material, dimensions and drawings are approximate, and information is subject to change without notice. 4. Reserving the right to make minor alterations to the drawings of 5% added or deducted from areas & values. 5. Drawing areas are not to scale. 6. The developer reserves the right to make revisions. 7. Actual unit areas, windows, porches, terraces, and exterior trim detail may vary by elevation style. 8. The unit orientation will be shown in the master plan and not the floor plan. 9. Floor plans layout and furniture plans are for indicative purposes.

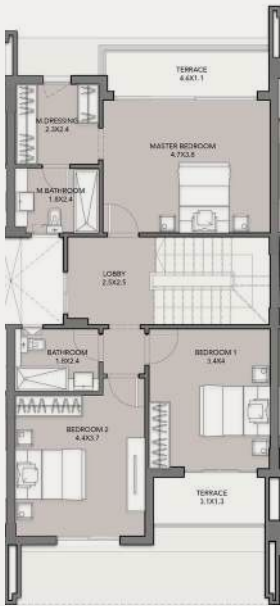
TOWNHOUSE 1 - ENTRANCE C

3 BEDROOM

Unit Area: 190 m² (without Roof Floor)
225 m² (with Roof Floor)



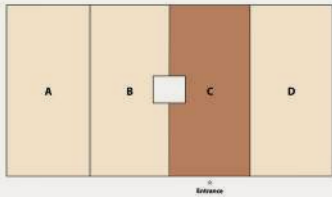
GROUND FLOOR



FIRST FLOOR



ROOF FLOOR



DISCLAIMER:
1. All room dimensions are measured internally and exclude wall finishes and construction tolerance.2. All dimensions have been provided by our consultant architect.
3. All material, dimensions and drawings are approximate, and information is subject to change without notice. 4. Reserving the right to make minor alterations to the drawings of 5% added or deducted from areas & values. 5. Drawing areas are not to scale. 6. The developer reserves the right to make revisions. 7. Actual unit areas, windows, porches, terraces, and exterior trim detail may vary by elevation style. 8. The unit orientation will be shown in the master plan and not the floor plan. 9. Floor plans layout and furniture plans are for indicative purposes.

TOWNHOUSE 1 - ENTRANCE D

4+ BEDROOM

Unit Area: 245 m²



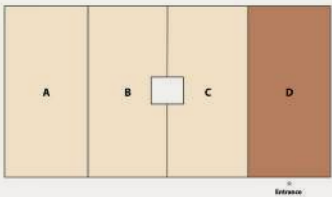
GROUND FLOOR



FIRST FLOOR



ROOF FLOOR



DISCLAIMER:
1. All room dimensions are measured internally and exclude wall finishes and construction tolerance.2. All dimensions have been provided by our consultant architect.
3. All material, dimensions and drawings are approximate, and information is subject to change without notice. 4. Reserving the right to make minor alterations to the drawings of 5% added or deducted from areas & values. 5. Drawing areas are not to scale. 6. The developer reserves the right to make revisions. 7. Actual unit areas, windows, porches, terraces, and exterior trim detail may vary by elevation style. 8. The unit orientation will be shown in the master plan and not the floor plan. 9. Floor plans layout and furniture plans are for indicative purposes.

CH

TOWNHOUSE 2



DISCLAIMER:

1. The facade may undergo small changes without prior notice. 2. Specifications, materials, and colors may be altered depending on final design and availability. 3. Actual finishes for windows, porches, terraces, loggia, and exterior trim may vary by elevation styles and floor level. 4. The facade shown is for illustrative purposes only.



DISCLAIMER:
1. The façade may undergo small changes without prior notice. 2. Specifications, materials, and colors may be altered depending on final design and availability. 3. Actual finishes for windows, porches, terraces, loggia, and exterior trim may vary by elevation styles and floor level. 4. The façade shown is for illustrative purposes only.

TOWNHOUSE 2 - ENTRANCE A

4+ BEDROOM

Unit Area: 245 m²



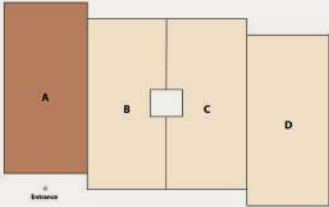
GROUND FLOOR



FIRST FLOOR



ROOF FLOOR



DISCLAIMER:
1. All room dimensions are measured internally and exclude wall finishes and construction tolerance.2. All dimensions have been provided by our consultant architect.
3. All material, dimensions and drawings are approximate, and information is subject to change without notice. 4. Reserving the right to make minor alterations to the drawings of 5% added or deducted from areas & values. 5. Drawing areas are not to scale. 6. The developer reserves the right to make revisions. 7. Actual unit areas, windows, porches, terraces, and exterior trim detail may vary by elevation style. 8. The unit orientation will be shown in the master plan and not the floor plan. 9. Floor plans layout and furniture plans are for indicative purposes.

TOWNHOUSE 2 - ENTRANCE B

3 BEDROOM

Unit Area: 225 m²



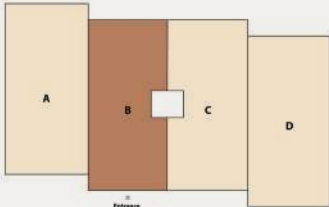
GROUND FLOOR



FIRST FLOOR



ROOF FLOOR



DISCLAIMER:
1. All room dimensions are measured internally and exclude wall finishes and construction tolerance.2. All dimensions have been provided by our consultant architect.
3. All material, dimensions and drawings are approximate, and information is subject to change without notice. 4. Reserving the right to make minor alterations to the drawings of 5% added or deducted from areas & values. 5. Drawing areas are not to scale. 6. The developer reserves the right to make revisions. 7. Actual unit areas, windows, porches, terraces, and exterior trim detail may vary by elevation style. 8. The unit orientation will be shown in the master plan and not the floor plan. 9. Floor plans layout and furniture plans are for indicative purposes.

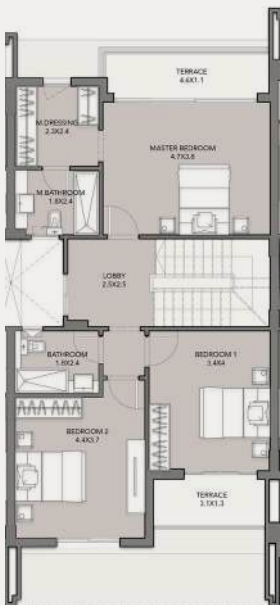
TOWNHOUSE 2 - ENTRANCE C

3 BEDROOM

Unit Area: 225 m²



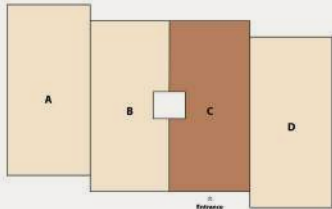
GROUND FLOOR



FIRST FLOOR



ROOF FLOOR



DISCLAIMER:
1. All room dimensions are measured internally and exclude wall finishes and construction tolerance.2. All dimensions have been provided by our consultant architect.
3. All material, dimensions and drawings are approximate, and information is subject to change without notice. 4. Reserving the right to make minor alterations to the drawings of 5% added or deducted from areas & values. 5. Drawing areas are not to scale. 6. The developer reserves the right to make revisions. 7. Actual unit areas, windows, porches, terraces, and exterior trim detail may vary by elevation style. 8. The unit orientation will be shown in the master plan and not the floor plan. 9. Floor plans layout and furniture plans are for indicative purposes.

TOWNHOUSE 2 - ENTRANCE D

4+ BEDROOM

Unit Area: 245 m²



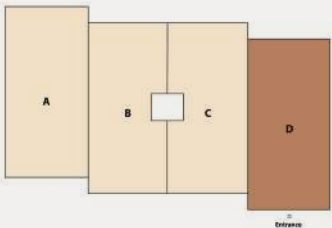
GROUND FLOOR



FIRST FLOOR



ROOF FLOOR



DISCLAIMER:
1. All room dimensions are measured internally and exclude wall finishes and construction tolerance.2. All dimensions have been provided by our consultant architect.
3. All material, dimensions and drawings are approximate, and information is subject to change without notice. 4. Reserving the right to make minor alterations to the drawings of 5% added or deducted from areas & values. 5. Drawing areas are not to scale. 6. The developer reserves the right to make revisions. 7. Actual unit areas, windows, porches, terraces, and exterior trim detail may vary by elevation style. 8. The unit orientation will be shown in the master plan and not the floor plan. 9. Floor plans layout and furniture plans are for indicative purposes.

CH

TOWNHOUSE 3



DISCLAIMER:

1. The façade may undergo small changes without prior notice. 2. Specifications, materials, and colors may be altered depending on final design and availability. 3. Actual finishes for windows, porches, terraces, loggia, and exterior trim may vary by elevation styles and floor level. 4. The façade shown is for illustrative purposes only.



DISCLAIMER:
1. The façade may undergo small changes without prior notice. 2. Specifications, materials and colors may be altered depending on final design and availability. 3. Actual finishes for windows, porches, terraces, loggias, and exterior trim may vary by elevation styles and floor level. 4. The façade shown is for illustrative purposes only.

TOWNHOUSE 3 - ENTRANCE A

4+ BEDROOM

Unit Area: 245 m²



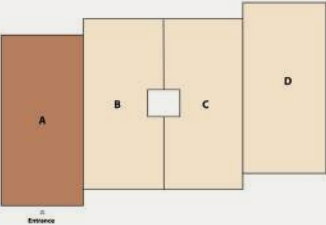
GROUND FLOOR



FIRST FLOOR



ROOF FLOOR



DISCLAIMER:
1. All room dimensions are measured internally and exclude wall finishes and construction tolerance.2. All dimensions have been provided by our consultant architect.
3. All material, dimensions and drawings are approximate, and information is subject to change without notice. 4. Reserving the right to make minor alterations to the drawings of 5% added or deducted from areas & values. 5. Drawing areas are not to scale. 6. The developer reserves the right to make revisions. 7. Actual unit areas, windows, porches, terraces, and exterior trim detail may vary by elevation style. 8. The unit orientation will be shown in the master plan and not the floor plan. 9. Floor plans layout and furniture plans are for indicative purposes.

TOWNHOUSE 3 - ENTRANCE B

3 BEDROOM

Unit Area: 225 m²



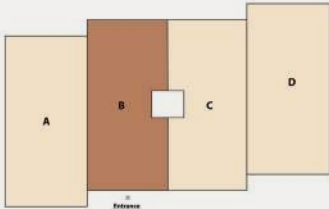
GROUND FLOOR



FIRST FLOOR



ROOF FLOOR



DISCLAIMER:
1. All room dimensions are measured internally and exclude wall finishes and construction tolerance.2. All dimensions have been provided by our consultant architect.
3. All material, dimensions and drawings are approximate, and information is subject to change without notice. 4. Reserving the right to make minor alterations to the drawings of 5% added or deducted from areas & values. 5. Drawing areas are not to scale. 6. The developer reserves the right to make revisions. 7. Actual unit areas, windows, porches, terraces, and exterior trim detail may vary by elevation style. 8. The unit orientation will be shown in the master plan and not the floor plan. 9. Floor plans layout and furniture plans are for indicative purposes.

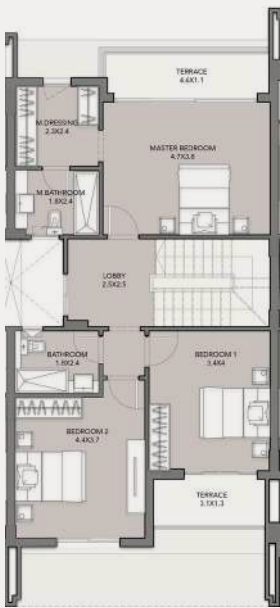
TOWNHOUSE 3 - ENTRANCE C

3 BEDROOM

Unit Area: 225 m²



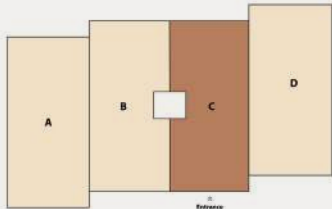
GROUND FLOOR



FIRST FLOOR



ROOF FLOOR



DISCLAIMER:
1. All room dimensions are measured internally and exclude wall finishes and construction tolerance.2. All dimensions have been provided by our consultant architect.
3. All material, dimensions and drawings are approximate, and information is subject to change without notice. 4. Reserving the right to make minor alterations to the drawings of 5% added or deducted from areas & values. 5. Drawing areas are not to scale. 6. The developer reserves the right to make revisions. 7. Actual unit areas, windows, porches, terraces, and exterior trim detail may vary by elevation style. 8. The unit orientation will be shown in the master plan and not the floor plan. 9. Floor plans layout and furniture plans are for indicative purposes.

TOWNHOUSE 3 - ENTRANCE D

4+ BEDROOM

Unit Area: 245 m²



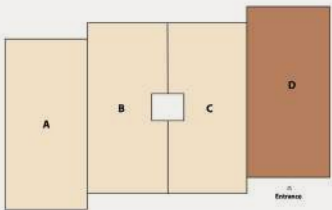
GROUND FLOOR



FIRST FLOOR



ROOF FLOOR



DISCLAIMER:
1. All room dimensions are measured internally and exclude wall finishes and construction tolerance.2. All dimensions have been provided by our consultant architect.
3. All material, dimensions and drawings are approximate, and information is subject to change without notice. 4. Reserving the right to make minor alterations to the drawings of 5% added or deducted from areas & values. 5. Drawing areas are not to scale. 6. The developer reserves the right to make revisions. 7. Actual unit areas, windows, porches, terraces, and exterior trim detail may vary by elevation style. 8. The unit orientation will be shown in the master plan and not the floor plan. 9. Floor plans layout and furniture plans are for indicative purposes.

CH

TOWNHOUSE 4

CH TOWNHOUSE 4

FRONT



DISCLAIMER:

1. The façade may undergo small changes without prior notice. 2. Specifications, materials, and colors may be altered depending on final design and availability. 3. Actual finishes for windows, porches, terraces, loggia, and exterior trim may vary by elevation styles and floor level. 4. The façade shown is for illustrative purposes only.



DISCLAIMER:
1. The facade may undergo small changes without prior notice. 2. Specifications, materials, and colors may be altered depending on final design and availability. 3. Actual finishes for windows, porches, terraces, loggia, and exterior trim may vary by elevation styles and floor level. 4. The facade shown is for illustrative purposes only.

TOWNHOUSE 4 - ENTRANCE A

4+ BEDROOM

Unit Area: 245 m²



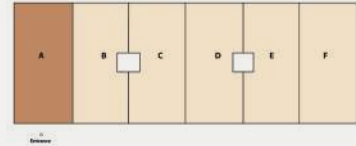
GROUND FLOOR



FIRST FLOOR



ROOF FLOOR



DISCLAIMER:
1. All room dimensions are measured internally and exclude wall finishes and construction tolerance.2. All dimensions have been provided by our consultant architect.
3. All material, dimensions and drawings are approximate, and information is subject to change without notice. 4. Reserving the right to make minor alterations to the drawings of 5% added or deducted from areas & values. 5. Drawing areas are not to scale. 6. The developer reserves the right to make revisions. 7. Actual unit areas, windows, porches, terraces, and exterior trim detail may vary by elevation style. 8. The unit orientation will be shown in the master plan and not the floor plan. 9. Floor plans layout and furniture plans are for indicative purposes.

TOWNHOUSE 4 - ENTRANCE B

3 BEDROOM

Unit Area: 190 m² (without Roof Floor)
225 m² (with Roof Floor)



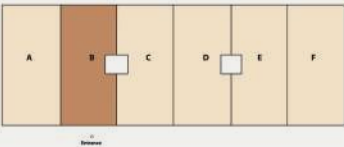
GROUND FLOOR



FIRST FLOOR



ROOF FLOOR



DISCLAIMER:
1. All room dimensions are measured internally and exclude wall finishes and construction tolerance.2. All dimensions have been provided by our consultant architect.
3. All material, dimensions and drawings are approximate, and information is subject to change without notice. 4. Reserving the right to make minor alterations to the drawings of 5% added or deducted from areas & values. 5. Drawing areas are not to scale. 6. The developer reserves the right to make revisions. 7. Actual unit areas, windows, porches, terraces, and exterior trim detail may vary by elevation style. 8. The unit orientation will be shown in the master plan and not the floor plan. 9. Floor plans layout and furniture plans are for indicative purposes.

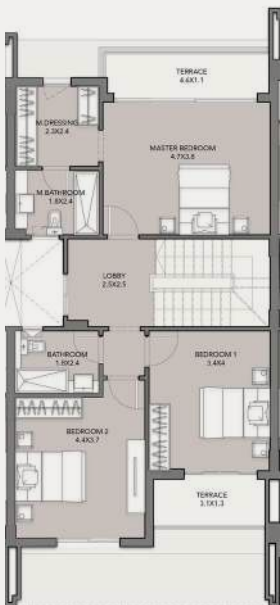
TOWNHOUSE 4 - ENTRANCE C

3 BEDROOM

Unit Area: 190 m² (without Roof Floor)
225 m² (with Roof Floor)



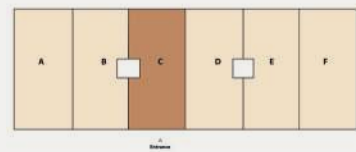
GROUND FLOOR



FIRST FLOOR



ROOF FLOOR



DISCLAIMER:
1. All room dimensions are measured internally and exclude wall finishes and construction tolerance.2. All dimensions have been provided by our consultant architect.
3. All material, dimensions and drawings are approximate, and information is subject to change without notice. 4. Reserving the right to make minor alterations to the drawings of 5% added or deducted from areas & values. 5. Drawing areas are not to scale. 6. The developer reserves the right to make revisions. 7. Actual unit areas, windows, porches, terraces, and exterior trim detail may vary by elevation style. 8. The unit orientation will be shown in the master plan and not the floor plan. 9. Floor plans layout and furniture plans are for indicative purposes.

TOWNHOUSE 4 - ENTRANCE D

3 BEDROOM

Unit Area: 190 m² (without Roof Floor)
225 m² (with Roof Floor)



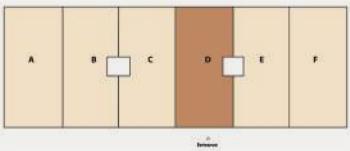
GROUND FLOOR



FIRST FLOOR



ROOF FLOOR



DISCLAIMER:
1. All room dimensions are measured internally and exclude wall finishes and construction tolerance.2. All dimensions have been provided by our consultant architect.
3. All material, dimensions and drawings are approximate, and information is subject to change without notice. 4. Reserving the right to make minor alterations to the drawings of 5% added or deducted from areas & values. 5. Drawing areas are not to scale. 6. The developer reserves the right to make revisions. 7. Actual unit areas, windows, porches, terraces, and exterior trim detail may vary by elevation style. 8. The unit orientation will be shown in the master plan and not the floor plan. 9. Floor plans layout and furniture plans are for indicative purposes.

TOWNHOUSE 4 - ENTRANCE E

3 BEDROOM

Unit Area: 190 m² (without Roof Floor)
225 m² (with Roof Floor)

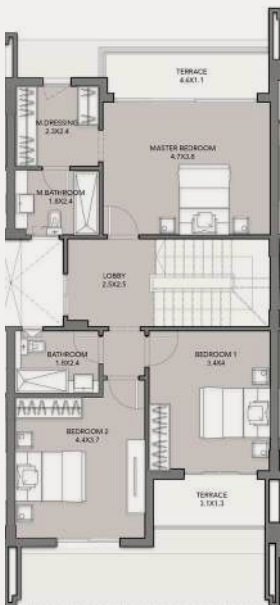
TOWNHOUSE 4 - ENTRANCE F

4+ BEDROOM

Unit Area: 245 m²



GROUND FLOOR



FIRST FLOOR



ROOF FLOOR



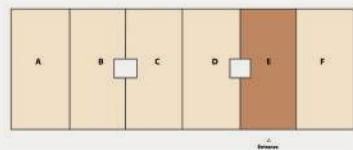
GROUND FLOOR



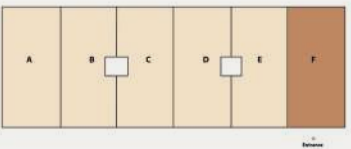
FIRST FLOOR



ROOF FLOOR



DISCLAIMER:
1. All room dimensions are measured internally and exclude wall finishes and construction tolerance.2. All dimensions have been provided by our consultant architect.
3. All material, dimensions and drawings are approximate, and information is subject to change without notice. 4. Reserving the right to make minor alterations to the drawings of 5% added or deducted from areas & values. 5. Drawing areas are not to scale. 6. The developer reserves the right to make revisions. 7. Actual unit areas, windows, porches, terraces, and exterior trim detail may vary by elevation style. 8. The unit orientation will be shown in the master plan and not the floor plan. 9. Floor plans layout and furniture plans are for indicative purposes.



DISCLAIMER:
1. All room dimensions are measured internally and exclude wall finishes and construction tolerance.2. All dimensions have been provided by our consultant architect.
3. All material, dimensions and drawings are approximate, and information is subject to change without notice. 4. Reserving the right to make minor alterations to the drawings of 5% added or deducted from areas & values. 5. Drawing areas are not to scale. 6. The developer reserves the right to make revisions. 7. Actual unit areas, windows, porches, terraces, and exterior trim detail may vary by elevation style. 8. The unit orientation will be shown in the master plan and not the floor plan. 9. Floor plans layout and furniture plans are for indicative purposes.

CH

TOWNHOUSE 5



DISCLAIMER:

1. The facade may undergo small changes without prior notice. 2. Specifications, materials, and colors may be altered depending on final design and availability. 3. Actual finishes for windows, porches, terraces, loggias and exterior trim may vary by elevation styles and floor level. 4. The facade shown is for illustrative purposes only.



DISCLAIMER:

1. The façade may undergo small changes without prior notice. 2. Specifications, materials, and colors may be altered depending on final design and availability. 3. Actual finishes for windows, porches, terraces, loggia, and exterior trim may vary by elevation styles and floor level. 4. The façade shown is for illustrative purposes only.

Unit Area: 245 m^2 

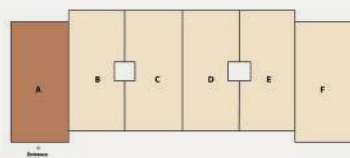
GROUND FLOOR



FIRST FLOOR



ROOF FLOOR



DISCLAIMER:

1. All room dimensions are measured internally and exclude wall finishes and construction tolerance. 2. All dimensions have been provided by our consultant architect. 3. All material, dimensions and drawings are approximate, and information is subject to change without notice. 4. Reserving the right to make minor alterations to the drawings of 5% added or deducted from areas & values. 5. Drawing areas are not to scale. 6. The developer reserves the right to make revisions. 7. Actual unit areas, windows, porches, terraces, and exterior trim detail may vary by elevation style. 8. The unit orientation will be shown in the master plan and not the floor plan. 9. Floor plans layout and furniture plans are for indicative purposes.

Unit Area: 225 m^2 

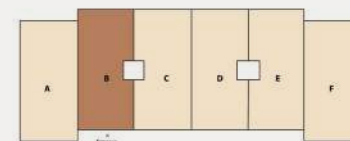
GROUND FLOOR



FIRST FLOOR



ROOF FLOOR



DISCLAIMER:

1. All room dimensions are measured internally and exclude wall finishes and construction tolerance. 2. All dimensions have been provided by our consultant architect. 3. All material, dimensions and drawings are approximate, and information is subject to change without notice. 4. Reserving the right to make minor alterations to the drawings of 5% added or deducted from areas & values. 5. Drawing areas are not to scale. 6. The developer reserves the right to make revisions. 7. Actual unit areas, windows, porches, terraces, and exterior trim detail may vary by elevation style. 8. The unit orientation will be shown in the master plan and not the floor plan. 9. Floor plans layout and furniture plans are for indicative purposes.

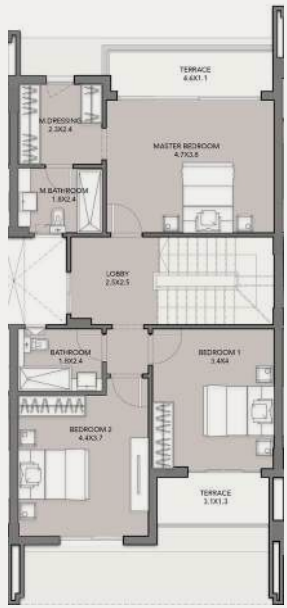
TOWNHOUSE 5 - ENTRANCE C

3 BEDROOM

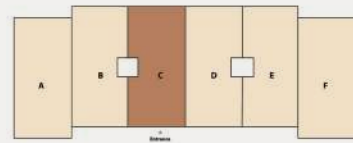
Unit Area: 190 m²



GROUND FLOOR



FIRST FLOOR



DISCLAIMER:

1. All room dimensions are measured internally and exclude wall finishes and construction tolerance.2. All dimensions have been provided by our consultant architect.3. All material, dimensions and drawings are approximate, and information is subject to change without notice.4. Reserving the right to make minor alterations to the drawings of 5% added or deducted from areas & values.5. Drawing areas are not to scale.6. The developer reserves the right to make revisions.7. Actual unit areas, windows, porches, terraces, and exterior trim detail may vary by elevation style.8. The unit orientation will be shown in the master plan and not the floor plan.9. Floor plans layout and furniture plans are for indicative purposes.

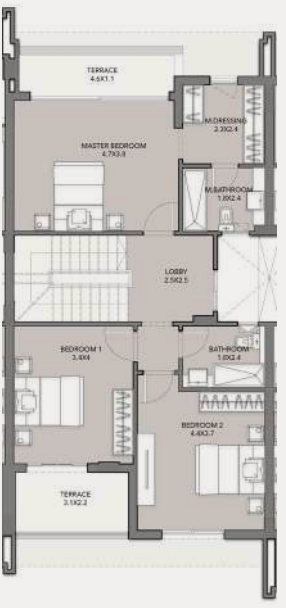
TOWNHOUSE 5 - ENTRANCE D

3 BEDROOM

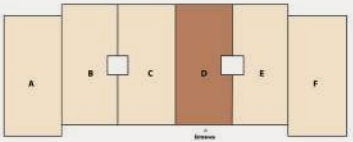
Unit Area: 190 m²



GROUND FLOOR



FIRST FLOOR



DISCLAIMER:

1. All room dimensions are measured internally and exclude wall finishes and construction tolerance.2. All dimensions have been provided by our consultant architect.3. All material, dimensions and drawings are approximate, and information is subject to change without notice.4. Reserving the right to make minor alterations to the drawings of 5% added or deducted from areas & values.5. Drawing areas are not to scale.6. The developer reserves the right to make revisions.7. Actual unit areas, windows, porches, terraces, and exterior trim detail may vary by elevation style.8. The unit orientation will be shown in the master plan and not the floor plan.9. Floor plans layout and furniture plans are for indicative purposes.

TOWNHOUSE 5 - ENTRANCE E

3+ BEDROOM

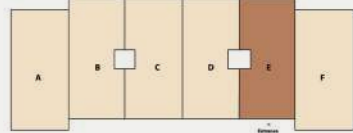
Unit Area: 225 m²



TOWNHOUSE 5 - ENTRANCE F

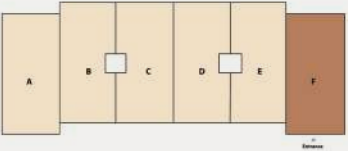
4+ BEDROOM

Unit Area: 245 m²



DISCLAIMER:

1. All room dimensions are measured internally and exclude wall finishes and construction tolerance.2. All dimensions have been provided by our consultant architect. 3. All material, dimensions and drawings are approximate, and information is subject to change without notice. 4. Reserving the right to make minor alterations to the drawings of 5% added or deducted from areas & values. 5. Drawing areas are not to scale. 6. The developer reserves the right to make revisions. 7. Actual unit areas, windows, porches, terraces, and exterior trim detail may vary by elevation style. 8. The unit orientation will be shown in the master plan and not the floor plan. 9. Floor plans layout and furniture plans are for indicative purposes.



DISCLAIMER:

1. All room dimensions are measured internally and exclude wall finishes and construction tolerance.2. All dimensions have been provided by our consultant architect. 3. All material, dimensions and drawings are approximate, and information is subject to change without notice. 4. Reserving the right to make minor alterations to the drawings of 5% added or deducted from areas & values. 5. Drawing areas are not to scale. 6. The developer reserves the right to make revisions. 7. Actual unit areas, windows, porches, terraces, and exterior trim detail may vary by elevation style. 8. The unit orientation will be shown in the master plan and not the floor plan. 9. Floor plans layout and furniture plans are for indicative purposes.

CH

TOWNHOUSE 6

CH TOWNHOUSE 6

FRONT



DISCLAIMER:
1. The façade may undergo small changes without prior notice. 2. Specifications, materials, and colors may be altered depending on final design and availability. 3. Actual finishes for windows, porches, terraces, loggia, and exterior trim may vary by elevation styles and floor level. 4. The façade shown is for illustrative purposes only.



DISCLAIMER:
1. The facade may undergo small changes without prior notice. 2. Specifications, materials, and colors may be altered depending on final design and availability. 3. Actual finishes for windows, porches, terraces, balconies, and exterior trim may vary by elevation styles and floor level. 4. The facade shown is for illustrative purposes only.

TOWNHOUSE 6 - ENTRANCE A

4+ BEDROOM

Unit Area: 245 m²



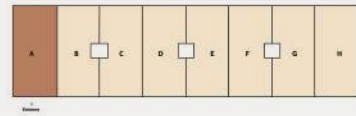
GROUND FLOOR



FIRST FLOOR



ROOF FLOOR



DISCLAIMER:
1. All room dimensions are measured internally and exclude wall finishes and construction tolerance.2. All dimensions have been provided by our consultant architect.
3. All material, dimensions and drawings are approximate, and information is subject to change without notice. 4. Reserving the right to make minor alterations to the drawings of 5% added or deducted from areas & values. 5. Drawing areas are not to scale. 6. The developer reserves the right to make revisions. 7. Actual unit areas, windows, porches, terraces, and exterior trim detail may vary by elevation style. 8. The unit orientation will be shown in the master plan and not the floor plan. 9. Floor plans layout and furniture plans are for indicative purposes.

TOWNHOUSE 6 - ENTRANCE B

3 BEDROOM

Unit Area: 190 m² (without Roof Floor)
225 m² (with Roof Floor)



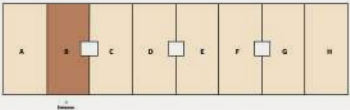
GROUND FLOOR



FIRST FLOOR



ROOF FLOOR



DISCLAIMER:
1. All room dimensions are measured internally and exclude wall finishes and construction tolerance.2. All dimensions have been provided by our consultant architect.
3. All material, dimensions and drawings are approximate, and information is subject to change without notice. 4. Reserving the right to make minor alterations to the drawings of 5% added or deducted from areas & values. 5. Drawing areas are not to scale. 6. The developer reserves the right to make revisions. 7. Actual unit areas, windows, porches, terraces, and exterior trim detail may vary by elevation style. 8. The unit orientation will be shown in the master plan and not the floor plan. 9. Floor plans layout and furniture plans are for indicative purposes.

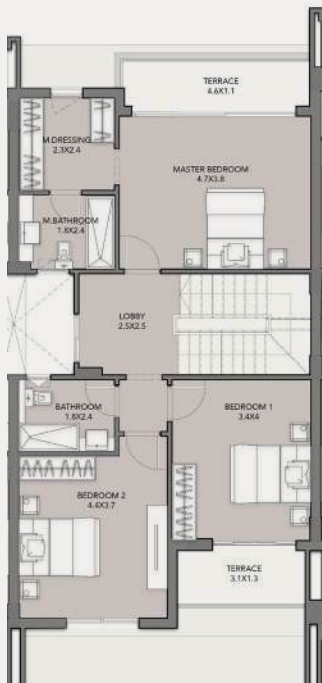
TOWNHOUSE 6 - ENTRANCE C

3 BEDROOM

Unit Area: 190 m² (without Roof Floor)
225 m² (with Roof Floor)



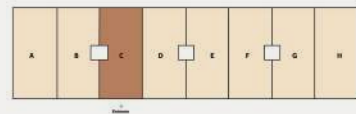
GROUND FLOOR



FIRST FLOOR



ROOF FLOOR



DISCLAIMER:
1. All room dimensions are measured internally and exclude wall finishes and construction tolerance.2. All dimensions have been provided by our consultant architect.
3. All material, dimensions and drawings are approximate, and information is subject to change without notice. 4. Reserving the right to make minor alterations to the drawings of 5% added or deducted from areas & values. 5. Drawing areas are not to scale. 6. The developer reserves the right to make revisions. 7. Actual unit areas, windows, porches, terraces, and exterior trim detail may vary by elevation style. 8. The unit orientation will be shown in the master plan and not the floor plan. 9. Floor plans layout and furniture plans are for indicative purposes.

TOWNHOUSE 6 - ENTRANCE D

3 BEDROOM

Unit Area: 190 m² (without Roof Floor)
225 m² (with Roof Floor)



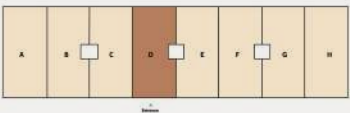
GROUND FLOOR



FIRST FLOOR



ROOF FLOOR



DISCLAIMER:
1. All room dimensions are measured internally and exclude wall finishes and construction tolerance.2. All dimensions have been provided by our consultant architect.
3. All material, dimensions and drawings are approximate, and information is subject to change without notice. 4. Reserving the right to make minor alterations to the drawings of 5% added or deducted from areas & values. 5. Drawing areas are not to scale. 6. The developer reserves the right to make revisions. 7. Actual unit areas, windows, porches, terraces, and exterior trim detail may vary by elevation style. 8. The unit orientation will be shown in the master plan and not the floor plan. 9. Floor plans layout and furniture plans are for indicative purposes.

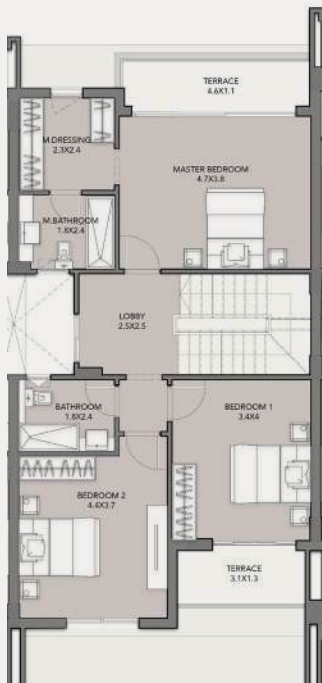
TOWNHOUSE 6 - ENTRANCE E

3 BEDROOM

Unit Area: 190 m² (without Roof Floor)
225 m² (with Roof Floor)



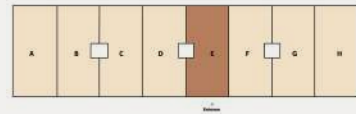
GROUND FLOOR



FIRST FLOOR



ROOF FLOOR



DISCLAIMER:
1. All room dimensions are measured internally and exclude wall finishes and construction tolerance.2. All dimensions have been provided by our consultant architect.
3. All material, dimensions and drawings are approximate, and information is subject to change without notice. 4. Reserving the right to make minor alterations to the drawings of 5% added or deducted from areas & values. 5. Drawing areas are not to scale. 6. The developer reserves the right to make revisions. 7. Actual unit areas, windows, porches, terraces, and exterior trim detail may vary by elevation style. 8. The unit orientation will be shown in the master plan and not the floor plan. 9. Floor plans layout and furniture plans are for indicative purposes.

TOWNHOUSE 6 - ENTRANCE F

3 BEDROOM

Unit Area: 190 m² (without Roof Floor)
225 m² (with Roof Floor)



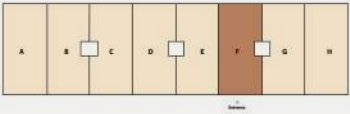
GROUND FLOOR



FIRST FLOOR



ROOF FLOOR



DISCLAIMER:
1. All room dimensions are measured internally and exclude wall finishes and construction tolerance.2. All dimensions have been provided by our consultant architect.
3. All material, dimensions and drawings are approximate, and information is subject to change without notice. 4. Reserving the right to make minor alterations to the drawings of 5% added or deducted from areas & values. 5. Drawing areas are not to scale. 6. The developer reserves the right to make revisions. 7. Actual unit areas, windows, porches, terraces, and exterior trim detail may vary by elevation style. 8. The unit orientation will be shown in the master plan and not the floor plan. 9. Floor plans layout and furniture plans are for indicative purposes.

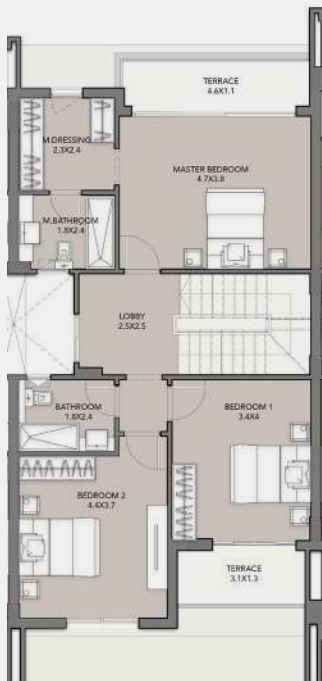
TOWNHOUSE 6 - ENTRANCE G

3 BEDROOM

Unit Area: 190 m² (without Roof Floor)
225 m² (with Roof Floor)



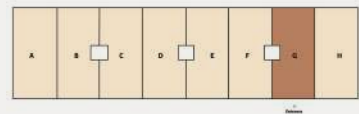
GROUND FLOOR



FIRST FLOOR



ROOF FLOOR



DISCLAIMER:
1. All room dimensions are measured internally and exclude wall finishes and construction tolerance.2. All dimensions have been provided by our consultant architect.
3. All material, dimensions and drawings are approximate, and information is subject to change without notice. 4. Reserving the right to make minor alterations to the drawings of 5% added or deducted from areas & values. 5. Drawing areas are not to scale. 6. The developer reserves the right to make revisions. 7. Actual unit areas, windows, porches, terraces, and exterior trim detail may vary by elevation style. 8. The unit orientation will be shown in the master plan and not the floor plan. 9. Floor plans layout and furniture plans are for indicative purposes.

TOWNHOUSE 6 - ENTRANCE H

4+ BEDROOM

Unit Area: 245 m²



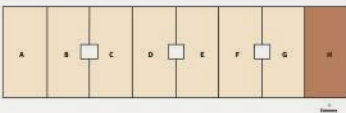
GROUND FLOOR



FIRST FLOOR



ROOF FLOOR



DISCLAIMER:
1. All room dimensions are measured internally and exclude wall finishes and construction tolerance.2. All dimensions have been provided by our consultant architect.
3. All material, dimensions and drawings are approximate, and information is subject to change without notice. 4. Reserving the right to make minor alterations to the drawings of 5% added or deducted from areas & values. 5. Drawing areas are not to scale. 6. The developer reserves the right to make revisions. 7. Actual unit areas, windows, porches, terraces, and exterior trim detail may vary by elevation style. 8. The unit orientation will be shown in the master plan and not the floor plan. 9. Floor plans layout and furniture plans are for indicative purposes.

CH

TOWNHOUSE 7

FRONT



DISCLAIMER:
1. The façade may undergo small changes without prior notice. 2. Specifications, materials, and colors may be altered depending on final design and availability. 3. Actual finishes for windows, porches, terraces, loggia, and exterior trim may vary by elevation styles and floor level. 4. The façade shown is for illustrative purposes only.



DISCLAIMER:
1. The facade may undergo small changes without prior notice. 2. Specifications, materials and colors may be altered depending on final design and availability. 3. Actual finishes for windows, porches, terraces, loggia, and exterior trim may vary by elevation styles and floor level. 4. The facade shown is for illustrative purposes only.

TOWNHOUSE 7 - ENTRANCE A

4+ BEDROOM

Unit Area: 245 m²



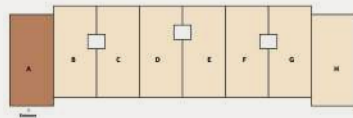
GROUND FLOOR



FIRST FLOOR



ROOF FLOOR



DISCLAIMER:
 1. All room dimensions are measured internally and exclude wall finishes and construction tolerance.2. All dimensions have been provided by our consultant architect.
 3. All material, dimensions and drawings are approximate, and information is subject to change without notice. 4. Reserving the right to make minor alterations to the drawings of 5% added or deducted from areas & values. 5. Drawing areas are not to scale. 6. The developer reserves the right to make revisions. 7. Actual unit areas, windows, porches, terraces, and exterior trim detail may vary by elevation style. 8. The unit orientation will be shown in the master plan and not the floor plan. 9. Floor plans layout and furniture plans are for indicative purposes.

TOWNHOUSE 7 - ENTRANCE B

3+ BEDROOM

Unit Area: 225 m²



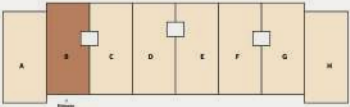
GROUND FLOOR



FIRST FLOOR



ROOF FLOOR



DISCLAIMER:
 1. All room dimensions are measured internally and exclude wall finishes and construction tolerance.2. All dimensions have been provided by our consultant architect.
 3. All material, dimensions and drawings are approximate, and information is subject to change without notice. 4. Reserving the right to make minor alterations to the drawings of 5% added or deducted from areas & values. 5. Drawing areas are not to scale. 6. The developer reserves the right to make revisions. 7. Actual unit areas, windows, porches, terraces, and exterior trim detail may vary by elevation style. 8. The unit orientation will be shown in the master plan and not the floor plan. 9. Floor plans layout and furniture plans are for indicative purposes.

TOWNHOUSE 7 - ENTRANCE C

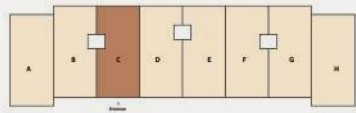
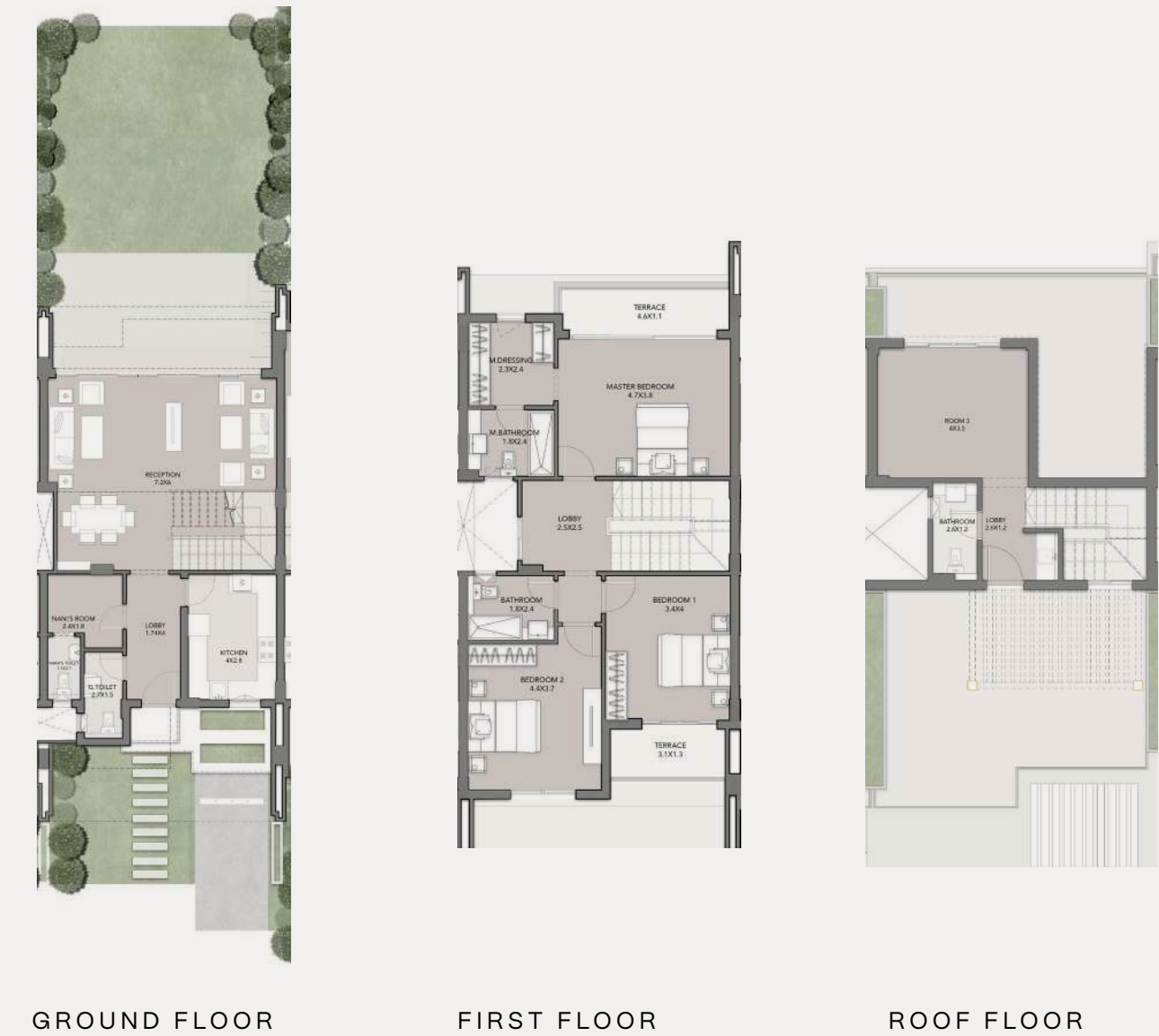
3+ BEDROOM

Unit Area: 225 m²

TOWNHOUSE 7 - ENTRANCE D

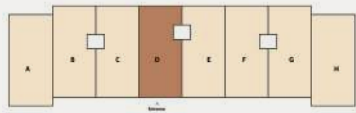
3 BEDROOM

Unit Area: 190 m²



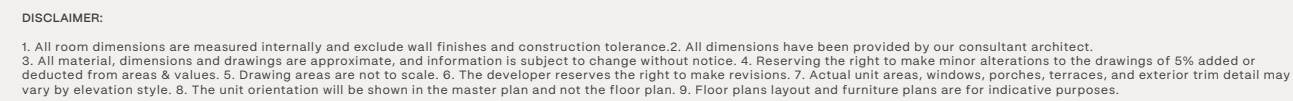
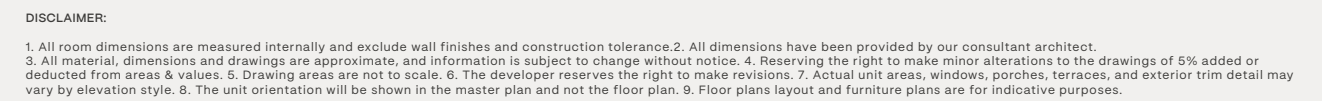
DISCLAIMER:

1. All room dimensions are measured internally and exclude wall finishes and construction tolerance.2. All dimensions have been provided by our consultant architect. 3. All material, dimensions and drawings are approximate, and information is subject to change without notice. 4. Reserving the right to make minor alterations to the drawings of 5% added or deducted from areas & values. 5. Drawing areas are not to scale. 6. The developer reserves the right to make revisions. 7. Actual unit areas, windows, porches, terraces, and exterior trim detail may vary by elevation style. 8. The unit orientation will be shown in the master plan and not the floor plan. 9. Floor plans layout and furniture plans are for indicative purposes.



DISCLAIMER:

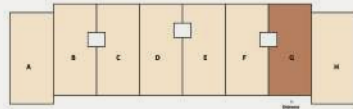
1. All room dimensions are measured internally and exclude wall finishes and construction tolerance.2. All dimensions have been provided by our consultant architect. 3. All material, dimensions and drawings are approximate, and information is subject to change without notice. 4. Reserving the right to make minor alterations to the drawings of 5% added or deducted from areas & values. 5. Drawing areas are not to scale. 6. The developer reserves the right to make revisions. 7. Actual unit areas, windows, porches, terraces, and exterior trim detail may vary by elevation style. 8. The unit orientation will be shown in the master plan and not the floor plan. 9. Floor plans layout and furniture plans are for indicative purposes.

Unit Area: 190 m^2 Unit Area: 225 m^2 

TOWNHOUSE 7 - ENTRANCE G

3+ BEDROOM

Unit Area: 225 m²



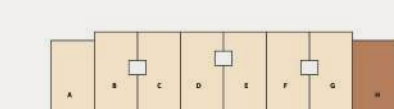
DISCLAIMER:

1. All room dimensions are measured internally and exclude wall finishes and construction tolerance.2. All dimensions have been provided by our consultant architect.
3. All material, dimensions and drawings are approximate, and information is subject to change without notice. 4. Reserving the right to make minor alterations to the drawings of 5% added or deducted from areas & values. 5. Drawing areas are not to scale. 6. The developer reserves the right to make revisions. 7. Actual unit areas, windows, porches, terraces, and exterior trim detail may vary by elevation style. 8. The unit orientation will be shown in the master plan and not the floor plan. 9. Floor plans layout and furniture plans are for indicative purposes.

TOWNHOUSE 7 - ENTRANCE H

4+ BEDROOM

Unit Area: 245 m²



DISCLAIMER:

1. All room dimensions are measured internally and exclude wall finishes and construction tolerance.2. All dimensions have been provided by our consultant architect.
3. All material, dimensions and drawings are approximate, and information is subject to change without notice. 4. Reserving the right to make minor alterations to the drawings of 5% added or deducted from areas & values. 5. Drawing areas are not to scale. 6. The developer reserves the right to make revisions. 7. Actual unit areas, windows, porches, terraces, and exterior trim detail may vary by elevation style. 8. The unit orientation will be shown in the master plan and not the floor plan. 9. Floor plans layout and furniture plans are for indicative purposes.

C
H

BUILDING TYPE 2

CH

BUILDING TYPE2

FRONT



DISCLAIMER:

1. The facade may undergo small changes without prior notice. 2. Specifications, materials, and colors may be altered depending on final design and availability. 3. Actual finishes for windows, porches, terraces, loggia, and exterior trim may vary by elevation styles and floor level. 4. The facade shown is for illustrative purposes only.



BUILDING TYPE2

BACK

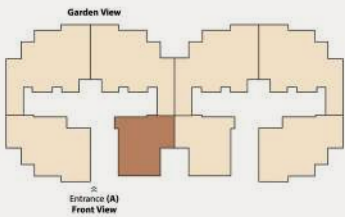


DISCLAIMER:
1. The façade may undergo small changes without prior notice. 2. Specifications, materials, and colors may be altered depending on final design and availability. 3. Actual finishes for windows, porches, terraces, loggia, and exterior trim may vary by elevation styles and floor level. 4. The façade shown is for illustrative purposes only.

BUILDING TYPE 2 - ENTRANCE A

1 BEDROOM

Gross Area: 82 m²
Ground Floor
Unit. 1

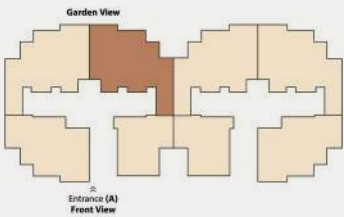


DISCLAIMER:
1. All room dimensions are measured internally and exclude wall finishes and construction tolerance.2. All dimensions have been provided by our consultant architect.
3. All material, dimensions and drawings are approximate, and information is subject to change without notice. 4. Reserving the right to make minor alterations to the drawings of 5% added or deducted from areas & values. 5. Drawing areas are not to scale. 6. The developer reserves the right to make revisions. 7. Actual unit areas, windows, porches, terraces, and exterior trim detail may vary by elevation style. 8. The unit orientation will be shown in the master plan and not the floor plan. 9. Floor plans layout and furniture plans are for indicative purposes.

BUILDING TYPE 2 - ENTRANCE A

2 BEDROOM

Gross Area: 117 m²
Ground Floor
Unit. 2

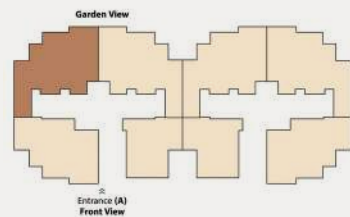


DISCLAIMER:
1. All room dimensions are measured internally and exclude wall finishes and construction tolerance.2. All dimensions have been provided by our consultant architect.
3. All material, dimensions and drawings are approximate, and information is subject to change without notice. 4. Reserving the right to make minor alterations to the drawings of 5% added or deducted from areas & values. 5. Drawing areas are not to scale. 6. The developer reserves the right to make revisions. 7. Actual unit areas, windows, porches, terraces, and exterior trim detail may vary by elevation style. 8. The unit orientation will be shown in the master plan and not the floor plan. 9. Floor plans layout and furniture plans are for indicative purposes.

BUILDING TYPE 2 - ENTRANCE A

2 BEDROOM

Gross Area: 124 m²
Ground Floor
Unit . 3

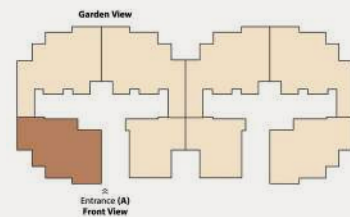


DISCLAIMER:
1. All room dimensions are measured internally and exclude wall finishes and construction tolerance.2. All dimensions have been provided by our consultant architect.
3. All material, dimensions and drawings are approximate, and information is subject to change without notice. 4. Reserving the right to make minor alterations to the drawings of 5% added or deducted from areas & values. 5. Drawing areas are not to scale. 6. The developer reserves the right to make revisions. 7. Actual unit areas, windows, porches, terraces, and exterior trim detail may vary by elevation style. 8. The unit orientation will be shown in the master plan and not the floor plan. 9. Floor plans layout and furniture plans are for indicative purposes.

BUILDING TYPE 2 - ENTRANCE A

2 BEDROOM

Gross Area: 110 m²
Ground Floor
Unit . 4

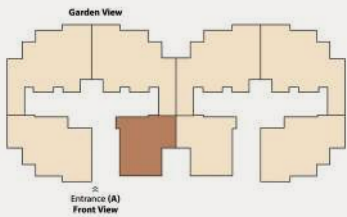


DISCLAIMER:
1. All room dimensions are measured internally and exclude wall finishes and construction tolerance.2. All dimensions have been provided by our consultant architect.
3. All material, dimensions and drawings are approximate, and information is subject to change without notice. 4. Reserving the right to make minor alterations to the drawings of 5% added or deducted from areas & values. 5. Drawing areas are not to scale. 6. The developer reserves the right to make revisions. 7. Actual unit areas, windows, porches, terraces, and exterior trim detail may vary by elevation style. 8. The unit orientation will be shown in the master plan and not the floor plan. 9. Floor plans layout and furniture plans are for indicative purposes.

BUILDING TYPE 2 - ENTRANCE A

1 BEDROOM

Gross Area: 94 m²
 Typical Floor
 Unit . 11

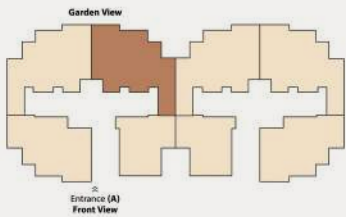


DISCLAIMER:
 1. All room dimensions are measured internally and exclude wall finishes and construction tolerance.2. All dimensions have been provided by our consultant architect.
 3. All material, dimensions and drawings are approximate, and information is subject to change without notice. 4. Reserving the right to make minor alterations to the drawings of 5% added or deducted from areas & values. 5. Drawing areas are not to scale. 6. The developer reserves the right to make revisions. 7. Actual unit areas, windows, porches, terraces, and exterior trim detail may vary by elevation style. 8. The unit orientation will be shown in the master plan and not the floor plan. 9. Floor plans layout and furniture plans are for indicative purposes.

BUILDING TYPE 2 - ENTRANCE A

2 BEDROOM

Gross Area: 124 m²
 Typical Floor
 Unit . 12

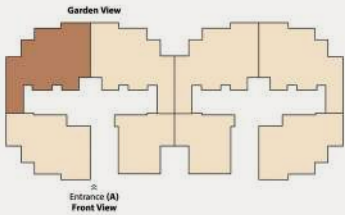


DISCLAIMER:
 1. All room dimensions are measured internally and exclude wall finishes and construction tolerance.2. All dimensions have been provided by our consultant architect.
 3. All material, dimensions and drawings are approximate, and information is subject to change without notice. 4. Reserving the right to make minor alterations to the drawings of 5% added or deducted from areas & values. 5. Drawing areas are not to scale. 6. The developer reserves the right to make revisions. 7. Actual unit areas, windows, porches, terraces, and exterior trim detail may vary by elevation style. 8. The unit orientation will be shown in the master plan and not the floor plan. 9. Floor plans layout and furniture plans are for indicative purposes.

BUILDING TYPE 2 - ENTRANCE A

2 BEDROOM

Gross Area: 150 m²
 Typical Floor
 Unit . 13

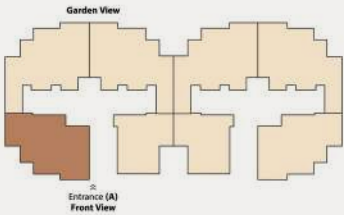


DISCLAIMER:
 1. All room dimensions are measured internally and exclude wall finishes and construction tolerance.2. All dimensions have been provided by our consultant architect.
 3. All material, dimensions and drawings are approximate, and information is subject to change without notice. 4. Reserving the right to make minor alterations to the drawings of 5% added or deducted from areas & values. 5. Drawing areas are not to scale. 6. The developer reserves the right to make revisions. 7. Actual unit areas, windows, porches, terraces, and exterior trim detail may vary by elevation style. 8. The unit orientation will be shown in the master plan and not the floor plan. 9. Floor plans layout and furniture plans are for indicative purposes.

BUILDING TYPE 2 - ENTRANCE A

2 BEDROOM

Gross Area: 126 m²
 Typical Floor
 Unit . 14

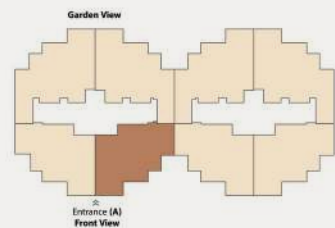


DISCLAIMER:
 1. All room dimensions are measured internally and exclude wall finishes and construction tolerance.2. All dimensions have been provided by our consultant architect.
 3. All material, dimensions and drawings are approximate, and information is subject to change without notice. 4. Reserving the right to make minor alterations to the drawings of 5% added or deducted from areas & values. 5. Drawing areas are not to scale. 6. The developer reserves the right to make revisions. 7. Actual unit areas, windows, porches, terraces, and exterior trim detail may vary by elevation style. 8. The unit orientation will be shown in the master plan and not the floor plan. 9. Floor plans layout and furniture plans are for indicative purposes.

BUILDING TYPE 2 - ENTRANCE A

2 BEDROOM

Gross Area: 114 m²
 Typical Floor
 Unit . 21

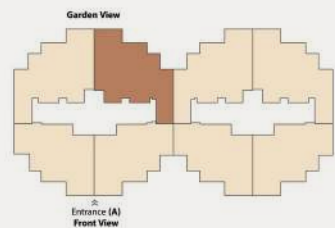
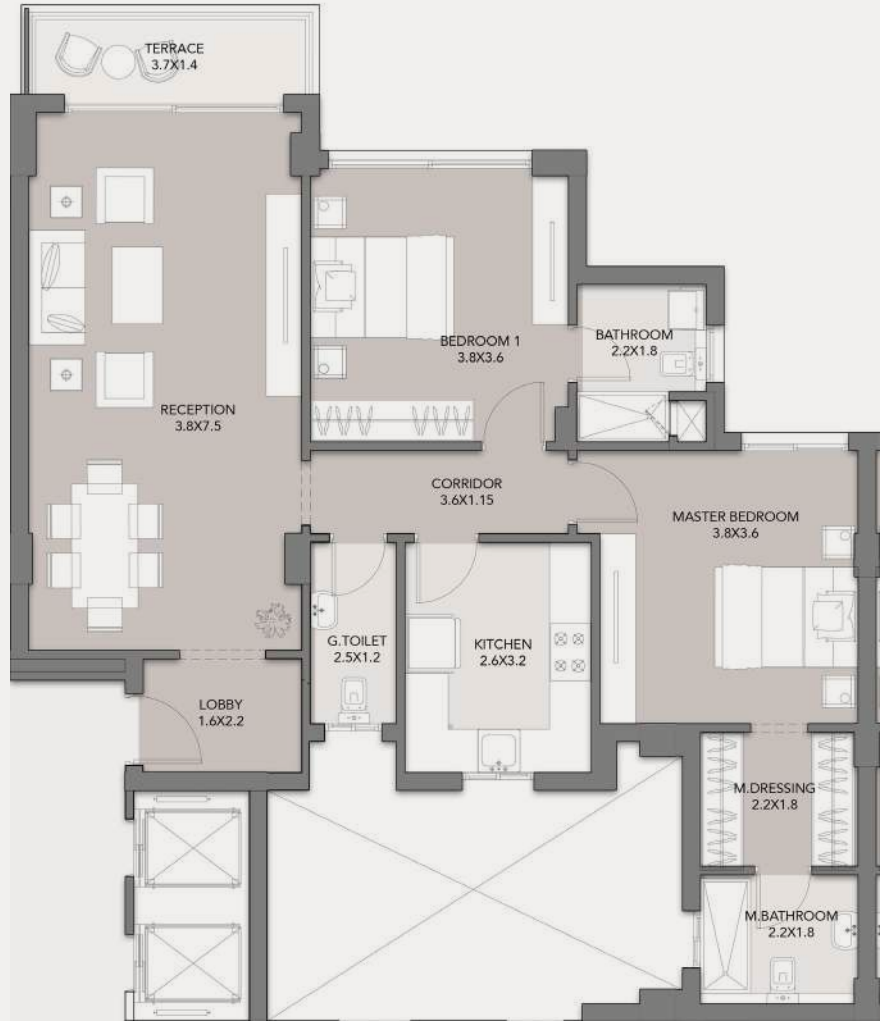


DISCLAIMER:
 1. All room dimensions are measured internally and exclude wall finishes and construction tolerance.2. All dimensions have been provided by our consultant architect.
 3. All material, dimensions and drawings are approximate, and information is subject to change without notice. 4. Reserving the right to make minor alterations to the drawings of 5% added or deducted from areas & values. 5. Drawing areas are not to scale. 6. The developer reserves the right to make revisions. 7. Actual unit areas, windows, porches, terraces, and exterior trim detail may vary by elevation style. 8. The unit orientation will be shown in the master plan and not the floor plan. 9. Floor plans layout and furniture plans are for indicative purposes.

BUILDING TYPE 2 - ENTRANCE A

2 BEDROOM

Gross Area: 130 m²
 Typical Floor
 Unit . 22/32/42/52

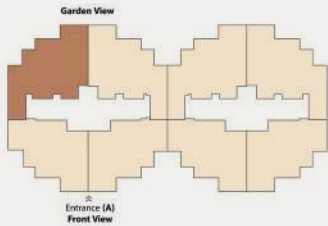
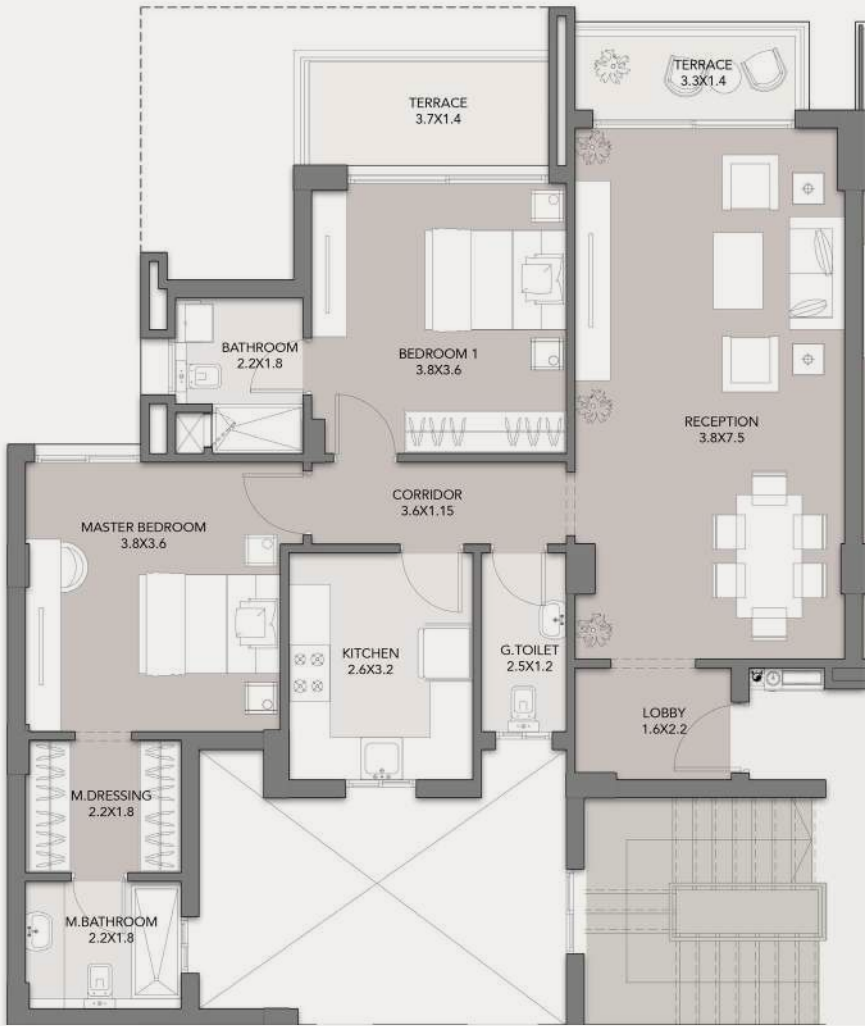


DISCLAIMER:
 1. All room dimensions are measured internally and exclude wall finishes and construction tolerance.2. All dimensions have been provided by our consultant architect.
 3. All material, dimensions and drawings are approximate, and information is subject to change without notice. 4. Reserving the right to make minor alterations to the drawings of 5% added or deducted from areas & values. 5. Drawing areas are not to scale. 6. The developer reserves the right to make revisions. 7. Actual unit areas, windows, porches, terraces, and exterior trim detail may vary by elevation style. 8. The unit orientation will be shown in the master plan and not the floor plan. 9. Floor plans layout and furniture plans are for indicative purposes.

BUILDING TYPE 2 - ENTRANCE A

2 BEDROOM

Gross Area: 137 m²
 Typical Floor
 Unit . 23

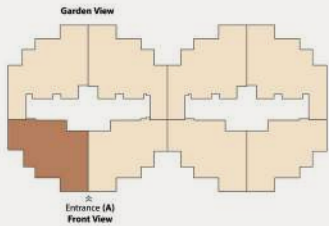


DISCLAIMER:
 1. All room dimensions are measured internally and exclude wall finishes and construction tolerance.2. All dimensions have been provided by our consultant architect.
 3. All material, dimensions and drawings are approximate, and information is subject to change without notice. 4. Reserving the right to make minor alterations to the drawings of 5% added or deducted from areas & values. 5. Drawing areas are not to scale. 6. The developer reserves the right to make revisions. 7. Actual unit areas, windows, porches, terraces, and exterior trim detail may vary by elevation style. 8. The unit orientation will be shown in the master plan and not the floor plan. 9. Floor plans layout and furniture plans are for indicative purposes.

BUILDING TYPE 2 - ENTRANCE A

2 BEDROOM

Gross Area: 114 m²
 Typical Floor
 Unit . 24/44

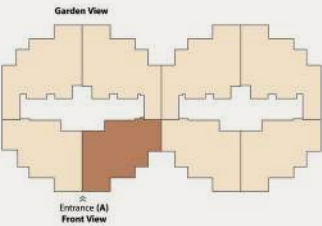


DISCLAIMER:
 1. All room dimensions are measured internally and exclude wall finishes and construction tolerance.2. All dimensions have been provided by our consultant architect.
 3. All material, dimensions and drawings are approximate, and information is subject to change without notice. 4. Reserving the right to make minor alterations to the drawings of 5% added or deducted from areas & values. 5. Drawing areas are not to scale. 6. The developer reserves the right to make revisions. 7. Actual unit areas, windows, porches, terraces, and exterior trim detail may vary by elevation style. 8. The unit orientation will be shown in the master plan and not the floor plan. 9. Floor plans layout and furniture plans are for indicative purposes.

BUILDING TYPE 2 - ENTRANCE A

2 BEDROOM

Gross Area: 114 m²
 Typical Floor
 Unit . 31/41

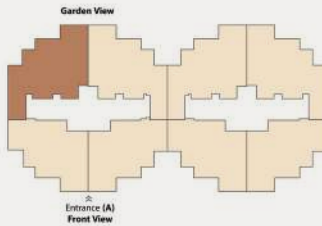
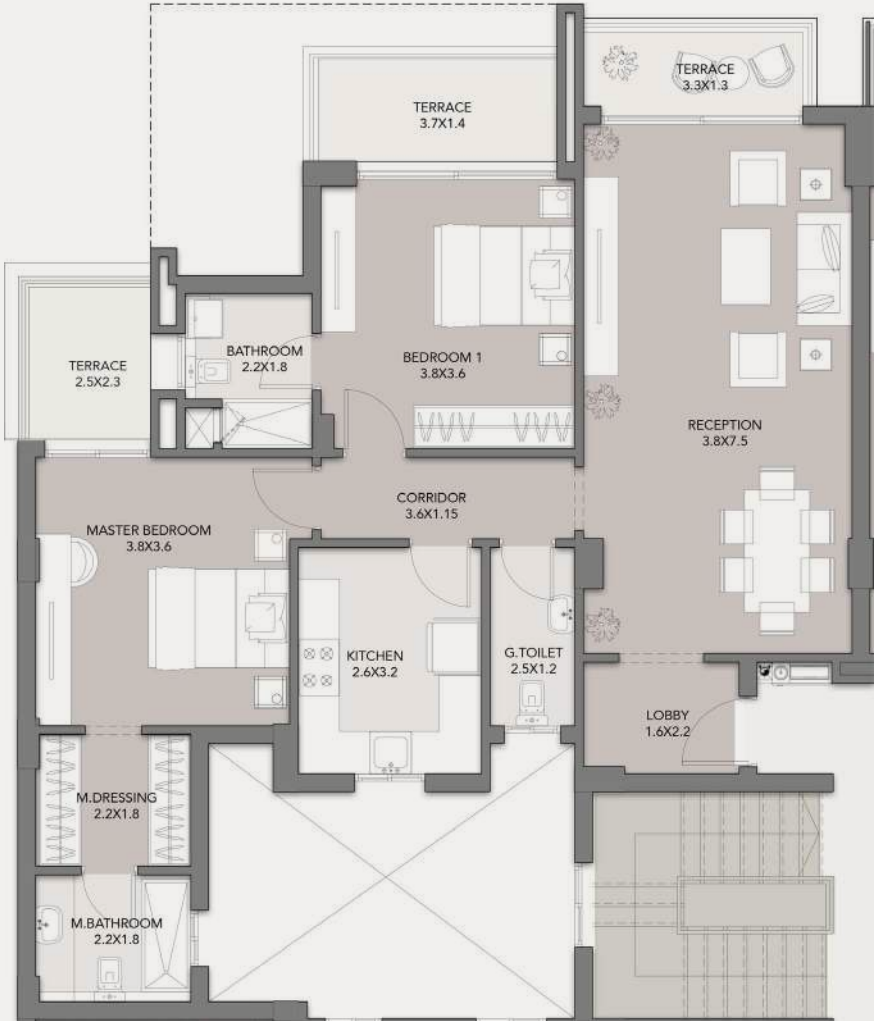


DISCLAIMER:
 1. All room dimensions are measured internally and exclude wall finishes and construction tolerance.2. All dimensions have been provided by our consultant architect.
 3. All material, dimensions and drawings are approximate, and information is subject to change without notice. 4. Reserving the right to make minor alterations to the drawings of 5% added or deducted from areas & values. 5. Drawing areas are not to scale. 6. The developer reserves the right to make revisions. 7. Actual unit areas, windows, porches, terraces, and exterior trim detail may vary by elevation style. 8. The unit orientation will be shown in the master plan and not the floor plan. 9. Floor plans layout and furniture plans are for indicative purposes.

BUILDING TYPE 2 - ENTRANCE A

2 BEDROOM

Gross Area: 144 m²
 Typical Floor
 Unit . 33

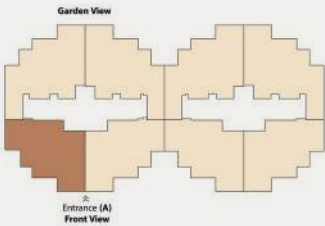


DISCLAIMER:
 1. All room dimensions are measured internally and exclude wall finishes and construction tolerance.2. All dimensions have been provided by our consultant architect.
 3. All material, dimensions and drawings are approximate, and information is subject to change without notice. 4. Reserving the right to make minor alterations to the drawings of 5% added or deducted from areas & values. 5. Drawing areas are not to scale. 6. The developer reserves the right to make revisions. 7. Actual unit areas, windows, porches, terraces, and exterior trim detail may vary by elevation style. 8. The unit orientation will be shown in the master plan and not the floor plan. 9. Floor plans layout and furniture plans are for indicative purposes.

BUILDING TYPE 2 - ENTRANCE A

2 BEDROOM

Gross Area: 120 m²
 Typical Floor
 Unit . 34/54

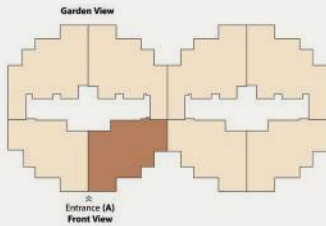


DISCLAIMER:
 1. All room dimensions are measured internally and exclude wall finishes and construction tolerance.2. All dimensions have been provided by our consultant architect.
 3. All material, dimensions and drawings are approximate, and information is subject to change without notice. 4. Reserving the right to make minor alterations to the drawings of 5% added or deducted from areas & values. 5. Drawing areas are not to scale. 6. The developer reserves the right to make revisions. 7. Actual unit areas, windows, porches, terraces, and exterior trim detail may vary by elevation style. 8. The unit orientation will be shown in the master plan and not the floor plan. 9. Floor plans layout and furniture plans are for indicative purposes.

BUILDING TYPE 2 - ENTRANCE A

2 BEDROOM

Gross Area: 114 m²
 Typical Floor
 Unit . 51



DISCLAIMER:
 1. All room dimensions are measured internally and exclude wall finishes and construction tolerance.2. All dimensions have been provided by our consultant architect.
 3. All material, dimensions and drawings are approximate, and information is subject to change without notice. 4. Reserving the right to make minor alterations to the drawings of 5% added or deducted from areas & values. 5. Drawing areas are not to scale. 6. The developer reserves the right to make revisions. 7. Actual unit areas, windows, porches, terraces, and exterior trim detail may vary by elevation style. 8. The unit orientation will be shown in the master plan and not the floor plan. 9. Floor plans layout and furniture plans are for indicative purposes.

BUILDING TYPE 2 - ENTRANCE A

Hills Top Villa

3+ BEDROOM

Gross Area: 234 m²

Typical Floor

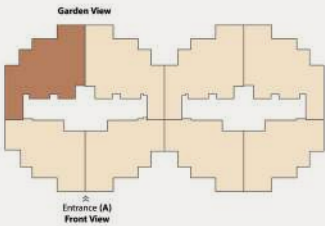
Unit . 43



Lower Floor



Upper Floor



DISCLAIMER:

1. All room dimensions are measured internally and exclude wall finishes and construction tolerance.2. All dimensions have been provided by our consultant architect. 3. All material, dimensions and drawings are approximate, and information is subject to change without notice. 4. Reserving the right to make minor alterations to the drawings of 5% added or deducted from areas & values. 5. Drawing areas are not to scale. 6. The developer reserves the right to make revisions. 7. Actual unit areas, windows, porches, terraces, and exterior trim detail may vary by elevation style. 8. The unit orientation will be shown in the master plan and not the floor plan. 9. Floor plans layout and furniture plans are for indicative purposes.

BUILDING TYPE 2 - ENTRANCE A

Hills Top Villa

3+ BEDROOM

Gross Area: 234 m²

Typical Floor

Unit . 43

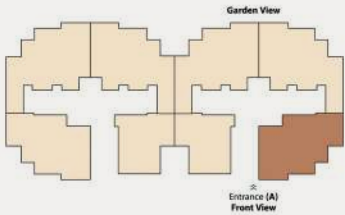
DISCLAIMER:

1. All room dimensions are measured internally and exclude wall finishes and construction tolerance.2. All dimensions have been provided by our consultant architect. 3. All material, dimensions and drawings are approximate, and information is subject to change without notice. 4. Reserving the right to make minor alterations to the drawings of 5% added or deducted from areas & values. 5. Drawing areas are not to scale. 6. The developer reserves the right to make revisions. 7. Actual unit areas, windows, porches, terraces, and exterior trim detail may vary by elevation style. 8. The unit orientation will be shown in the master plan and not the floor plan. 9. Floor plans layout and furniture plans are for indicative purposes.

BUILDING TYPE 2 - ENTRANCE B

2 BEDROOM

Gross Area: 110 m²
Ground Floor
Unit . 1

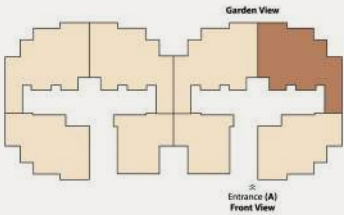


DISCLAIMER:
1. All room dimensions are measured internally and exclude wall finishes and construction tolerance.2. All dimensions have been provided by our consultant architect.
3. All material, dimensions and drawings are approximate, and information is subject to change without notice. 4. Reserving the right to make minor alterations to the drawings of 5% added or deducted from areas & values. 5. Drawing areas are not to scale. 6. The developer reserves the right to make revisions. 7. Actual unit areas, windows, porches, terraces, and exterior trim detail may vary by elevation style. 8. The unit orientation will be shown in the master plan and not the floor plan. 9. Floor plans layout and furniture plans are for indicative purposes.

BUILDING TYPE 2 - ENTRANCE B

2 BEDROOM

Gross Area: 124 m²
Ground Floor
Unit . 2

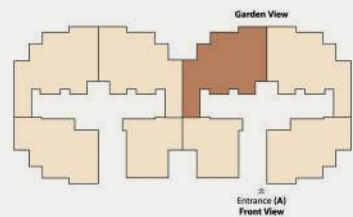


DISCLAIMER:
1. All room dimensions are measured internally and exclude wall finishes and construction tolerance.2. All dimensions have been provided by our consultant architect.
3. All material, dimensions and drawings are approximate, and information is subject to change without notice. 4. Reserving the right to make minor alterations to the drawings of 5% added or deducted from areas & values. 5. Drawing areas are not to scale. 6. The developer reserves the right to make revisions. 7. Actual unit areas, windows, porches, terraces, and exterior trim detail may vary by elevation style. 8. The unit orientation will be shown in the master plan and not the floor plan. 9. Floor plans layout and furniture plans are for indicative purposes.

BUILDING TYPE 2 - ENTRANCE B

2 BEDROOM

Gross Area: 117 m²
Ground Floor
Unit . 3

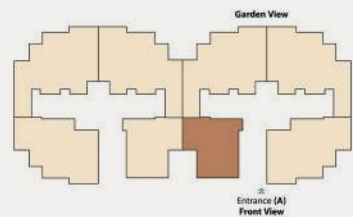


DISCLAIMER:
1. All room dimensions are measured internally and exclude wall finishes and construction tolerance.2. All dimensions have been provided by our consultant architect.
3. All material, dimensions and drawings are approximate, and information is subject to change without notice. 4. Reserving the right to make minor alterations to the drawings of 5% added or deducted from areas & values. 5. Drawing areas are not to scale. 6. The developer reserves the right to make revisions. 7. Actual unit areas, windows, porches, terraces, and exterior trim detail may vary by elevation style. 8. The unit orientation will be shown in the master plan and not the floor plan. 9. Floor plans layout and furniture plans are for indicative purposes.

BUILDING TYPE 2 - ENTRANCE B

1 BEDROOM

Gross Area: 82 m²
Ground Floor
Unit . 4

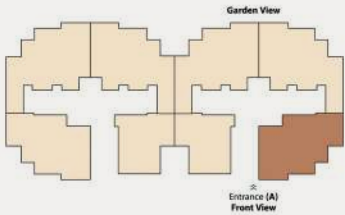


DISCLAIMER:
1. All room dimensions are measured internally and exclude wall finishes and construction tolerance.2. All dimensions have been provided by our consultant architect.
3. All material, dimensions and drawings are approximate, and information is subject to change without notice. 4. Reserving the right to make minor alterations to the drawings of 5% added or deducted from areas & values. 5. Drawing areas are not to scale. 6. The developer reserves the right to make revisions. 7. Actual unit areas, windows, porches, terraces, and exterior trim detail may vary by elevation style. 8. The unit orientation will be shown in the master plan and not the floor plan. 9. Floor plans layout and furniture plans are for indicative purposes.

BUILDING TYPE 2 - ENTRANCE B

2 BEDROOM

Gross Area: 139 m²
 Typical Floor
 Unit . 11

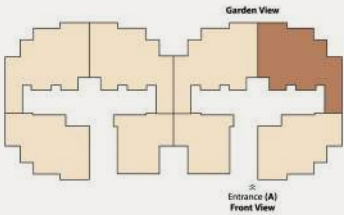
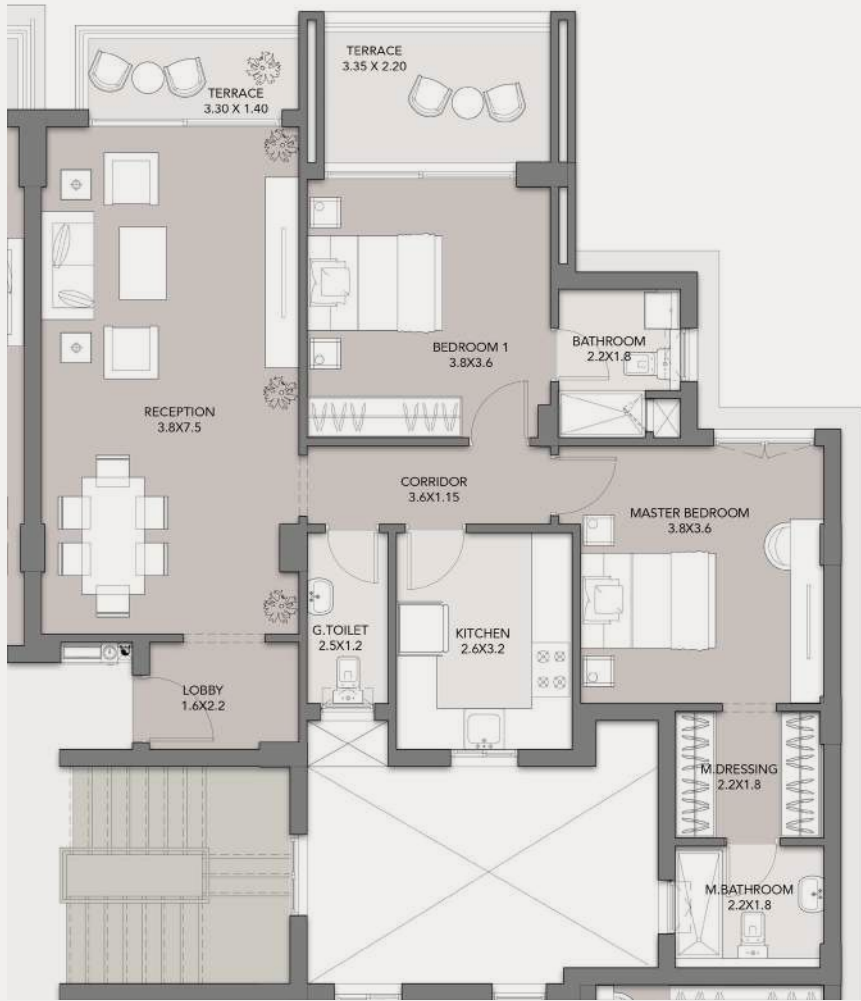


DISCLAIMER:
 1. All room dimensions are measured internally and exclude wall finishes and construction tolerance.2. All dimensions have been provided by our consultant architect.
 3. All material, dimensions and drawings are approximate, and information is subject to change without notice. 4. Reserving the right to make minor alterations to the drawings of 5% added or deducted from areas & values. 5. Drawing areas are not to scale. 6. The developer reserves the right to make revisions. 7. Actual unit areas, windows, porches, terraces, and exterior trim detail may vary by elevation style. 8. The unit orientation will be shown in the master plan and not the floor plan. 9. Floor plans layout and furniture plans are for indicative purposes.

BUILDING TYPE 2 - ENTRANCE B

2 BEDROOM

Gross Area: 140 m²
 Typical Floor
 Unit . 12

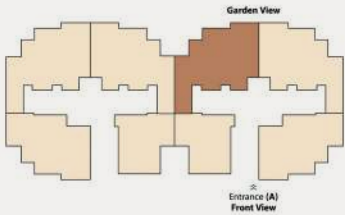


DISCLAIMER:
 1. All room dimensions are measured internally and exclude wall finishes and construction tolerance.2. All dimensions have been provided by our consultant architect.
 3. All material, dimensions and drawings are approximate, and information is subject to change without notice. 4. Reserving the right to make minor alterations to the drawings of 5% added or deducted from areas & values. 5. Drawing areas are not to scale. 6. The developer reserves the right to make revisions. 7. Actual unit areas, windows, porches, terraces, and exterior trim detail may vary by elevation style. 8. The unit orientation will be shown in the master plan and not the floor plan. 9. Floor plans layout and furniture plans are for indicative purposes.

BUILDING TYPE 2 - ENTRANCE B

2 BEDROOM

Gross Area: 125 m²
 Typical Floor
 Unit . 13

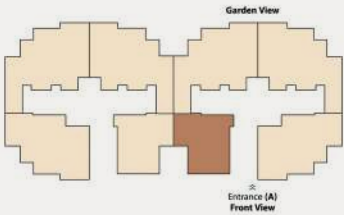


DISCLAIMER:
 1. All room dimensions are measured internally and exclude wall finishes and construction tolerance.2. All dimensions have been provided by our consultant architect.
 3. All material, dimensions and drawings are approximate, and information is subject to change without notice. 4. Reserving the right to make minor alterations to the drawings of 5% added or deducted from areas & values. 5. Drawing areas are not to scale. 6. The developer reserves the right to make revisions. 7. Actual unit areas, windows, porches, terraces, and exterior trim detail may vary by elevation style. 8. The unit orientation will be shown in the master plan and not the floor plan. 9. Floor plans layout and furniture plans are for indicative purposes.

BUILDING TYPE 2 - ENTRANCE B

1 BEDROOM

Gross Area: 94 m²
 Typical Floor
 Unit . 14

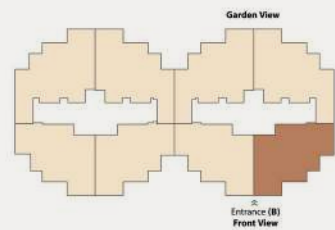


DISCLAIMER:
 1. All room dimensions are measured internally and exclude wall finishes and construction tolerance.2. All dimensions have been provided by our consultant architect.
 3. All material, dimensions and drawings are approximate, and information is subject to change without notice. 4. Reserving the right to make minor alterations to the drawings of 5% added or deducted from areas & values. 5. Drawing areas are not to scale. 6. The developer reserves the right to make revisions. 7. Actual unit areas, windows, porches, terraces, and exterior trim detail may vary by elevation style. 8. The unit orientation will be shown in the master plan and not the floor plan. 9. Floor plans layout and furniture plans are for indicative purposes.

BUILDING TYPE 2 - ENTRANCE B

2 BEDROOM

Gross Area: 122 m²
 Typical Floor
 Unit . 21

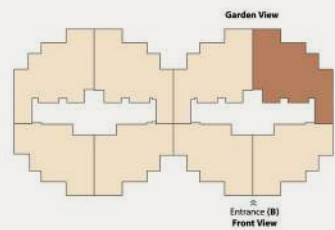


DISCLAIMER:
 1. All room dimensions are measured internally and exclude wall finishes and construction tolerance.2. All dimensions have been provided by our consultant architect.
 3. All material, dimensions and drawings are approximate, and information is subject to change without notice. 4. Reserving the right to make minor alterations to the drawings of 5% added or deducted from areas & values. 5. Drawing areas are not to scale. 6. The developer reserves the right to make revisions. 7. Actual unit areas, windows, porches, terraces, and exterior trim detail may vary by elevation style. 8. The unit orientation will be shown in the master plan and not the floor plan. 9. Floor plans layout and furniture plans are for indicative purposes.

BUILDING TYPE 2 - ENTRANCE B

2 BEDROOM

Gross Area: 131 m²
 Typical Floor
 Unit . 22

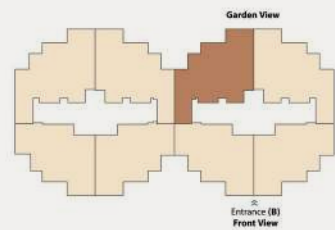
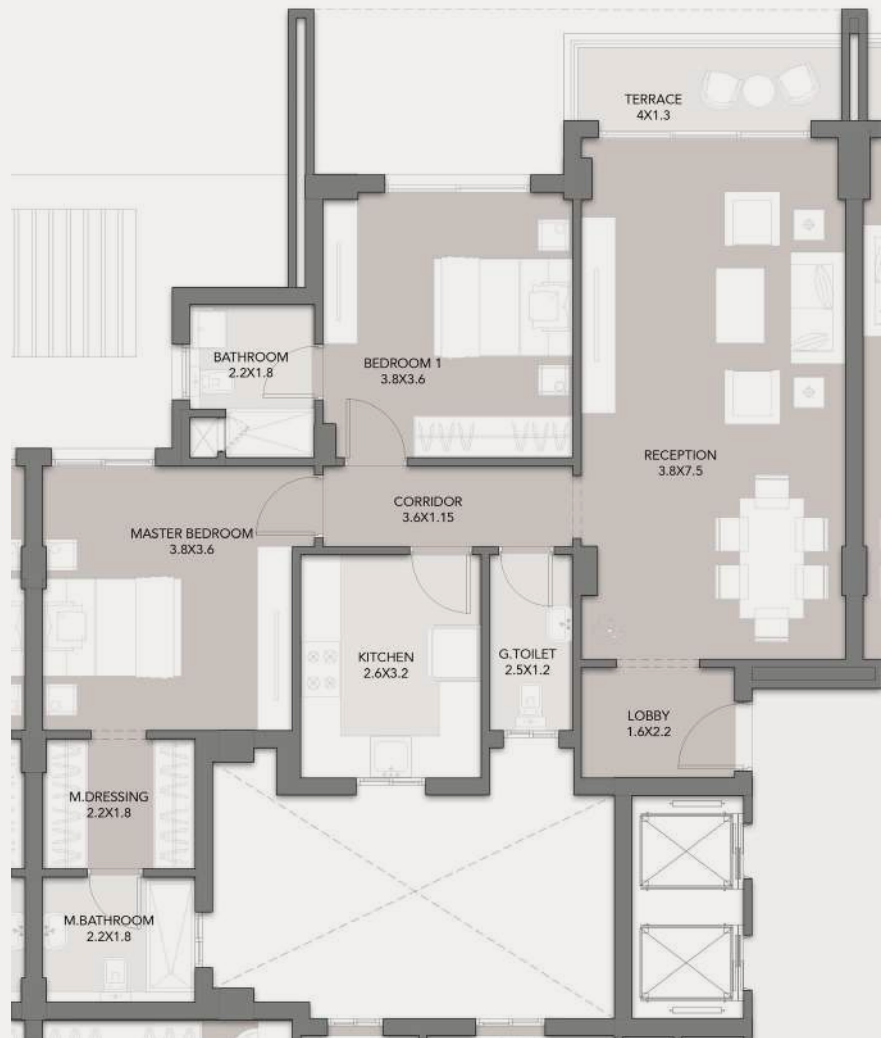


DISCLAIMER:
 1. All room dimensions are measured internally and exclude wall finishes and construction tolerance.2. All dimensions have been provided by our consultant architect.
 3. All material, dimensions and drawings are approximate, and information is subject to change without notice. 4. Reserving the right to make minor alterations to the drawings of 5% added or deducted from areas & values. 5. Drawing areas are not to scale. 6. The developer reserves the right to make revisions. 7. Actual unit areas, windows, porches, terraces, and exterior trim detail may vary by elevation style. 8. The unit orientation will be shown in the master plan and not the floor plan. 9. Floor plans layout and furniture plans are for indicative purposes.

BUILDING TYPE 2 - ENTRANCE B

2 BEDROOM

Gross Area: 130 m²
 Typical Floor
 Unit . 23/33/43/53

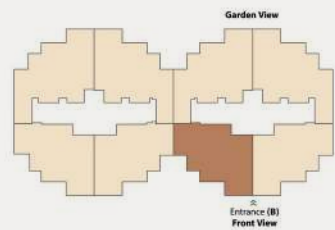


DISCLAIMER:
 1. All room dimensions are measured internally and exclude wall finishes and construction tolerance.2. All dimensions have been provided by our consultant architect.
 3. All material, dimensions and drawings are approximate, and information is subject to change without notice. 4. Reserving the right to make minor alterations to the drawings of 5% added or deducted from areas & values. 5. Drawing areas are not to scale. 6. The developer reserves the right to make revisions. 7. Actual unit areas, windows, porches, terraces, and exterior trim detail may vary by elevation style. 8. The unit orientation will be shown in the master plan and not the floor plan. 9. Floor plans layout and furniture plans are for indicative purposes.

BUILDING TYPE 2 - ENTRANCE B

2 BEDROOM

Gross Area: 113-117 m²
 Typical Floor
 Unit . 24/34/44/54

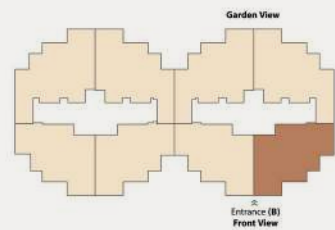


DISCLAIMER:
 1. All room dimensions are measured internally and exclude wall finishes and construction tolerance.2. All dimensions have been provided by our consultant architect.
 3. All material, dimensions and drawings are approximate, and information is subject to change without notice. 4. Reserving the right to make minor alterations to the drawings of 5% added or deducted from areas & values. 5. Drawing areas are not to scale. 6. The developer reserves the right to make revisions. 7. Actual unit areas, windows, porches, terraces, and exterior trim detail may vary by elevation style. 8. The unit orientation will be shown in the master plan and not the floor plan. 9. Floor plans layout and furniture plans are for indicative purposes.

BUILDING TYPE 2 - ENTRANCE B

2 BEDROOM

Gross Area: 128 m²
 Typical Floor
 Unit . 31

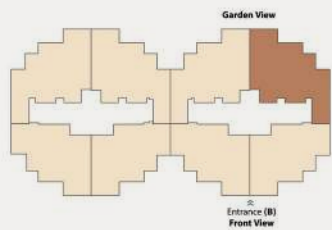


DISCLAIMER:
 1. All room dimensions are measured internally and exclude wall finishes and construction tolerance.2. All dimensions have been provided by our consultant architect.
 3. All material, dimensions and drawings are approximate, and information is subject to change without notice. 4. Reserving the right to make minor alterations to the drawings of 5% added or deducted from areas & values. 5. Drawing areas are not to scale. 6. The developer reserves the right to make revisions. 7. Actual unit areas, windows, porches, terraces, and exterior trim detail may vary by elevation style. 8. The unit orientation will be shown in the master plan and not the floor plan. 9. Floor plans layout and furniture plans are for indicative purposes.

BUILDING TYPE 2 - ENTRANCE B

2 BEDROOM

Gross Area: 137 m²
 Typical Floor
 Unit . 32

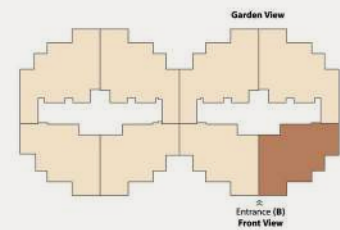


DISCLAIMER:
 1. All room dimensions are measured internally and exclude wall finishes and construction tolerance.2. All dimensions have been provided by our consultant architect.
 3. All material, dimensions and drawings are approximate, and information is subject to change without notice. 4. Reserving the right to make minor alterations to the drawings of 5% added or deducted from areas & values. 5. Drawing areas are not to scale. 6. The developer reserves the right to make revisions. 7. Actual unit areas, windows, porches, terraces, and exterior trim detail may vary by elevation style. 8. The unit orientation will be shown in the master plan and not the floor plan. 9. Floor plans layout and furniture plans are for indicative purposes.

BUILDING TYPE 2 - ENTRANCE B

2 BEDROOM

Gross Area: 114 m²
 Typical Floor
 Unit . 41

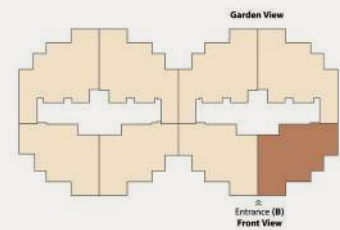


DISCLAIMER:
 1. All room dimensions are measured internally and exclude wall finishes and construction tolerance.2. All dimensions have been provided by our consultant architect.
 3. All material, dimensions and drawings are approximate, and information is subject to change without notice. 4. Reserving the right to make minor alterations to the drawings of 5% added or deducted from areas & values. 5. Drawing areas are not to scale. 6. The developer reserves the right to make revisions. 7. Actual unit areas, windows, porches, terraces, and exterior trim detail may vary by elevation style. 8. The unit orientation will be shown in the master plan and not the floor plan. 9. Floor plans layout and furniture plans are for indicative purposes.

BUILDING TYPE 2 - ENTRANCE B

2 BEDROOM

Gross Area: 114 m²
 Typical Floor
 Unit . 51



DISCLAIMER:
 1. All room dimensions are measured internally and exclude wall finishes and construction tolerance.2. All dimensions have been provided by our consultant architect.
 3. All material, dimensions and drawings are approximate, and information is subject to change without notice. 4. Reserving the right to make minor alterations to the drawings of 5% added or deducted from areas & values. 5. Drawing areas are not to scale. 6. The developer reserves the right to make revisions. 7. Actual unit areas, windows, porches, terraces, and exterior trim detail may vary by elevation style. 8. The unit orientation will be shown in the master plan and not the floor plan. 9. Floor plans layout and furniture plans are for indicative purposes.

BUILDING TYPE 2 - ENTRANCE B

Hills Top Villa

3+ BEDROOM

Gross Area: 240 m²

Typical Floor

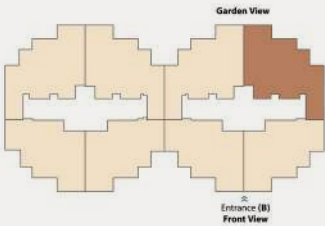
Unit . 42



Lower Floor



Upper Floor



DISCLAIMER:
1. All room dimensions are measured internally and exclude wall finishes and construction tolerance.2. All dimensions have been provided by our consultant architect.
3. All material, dimensions and drawings are approximate, and information is subject to change without notice. 4. Reserving the right to make minor alterations to the drawings of 5% added or deducted from areas & values. 5. Drawing areas are not to scale. 6. The developer reserves the right to make revisions. 7. Actual unit areas, windows, porches, terraces, and exterior trim detail may vary by elevation style. 8. The unit orientation will be shown in the master plan and not the floor plan. 9. Floor plans layout and furniture plans are for indicative purposes.

BUILDING TYPE 2 - ENTRANCE B



Hills Top Villa

3+ BEDROOM

Gross Area: 240 m²

Typical Floor

Unit . 42



Upper Floor

DISCLAIMER:
1. All room dimensions are measured internally and exclude wall finishes and construction tolerance.2. All dimensions have been provided by our consultant architect.
3. All material, dimensions and drawings are approximate, and information is subject to change without notice. 4. Reserving the right to make minor alterations to the drawings of 5% added or deducted from areas & values. 5. Drawing areas are not to scale. 6. The developer reserves the right to make revisions. 7. Actual unit areas, windows, porches, terraces, and exterior trim detail may vary by elevation style. 8. The unit orientation will be shown in the master plan and not the floor plan. 9. Floor plans layout and furniture plans are for indicative purposes.

BUILDING TYPE 3



DISCLAIMER:
1. The facade may undergo small changes without prior notice. 2. Specifications, materials, and colors may be altered depending on final design and availability. 3. Actual finishes for windows, porches, terraces, loggias, and exterior trim may vary by elevation styles and floor level. 4. The facade shown is for illustrative purposes only.



DISCLAIMER:
1. The facade may undergo small changes without prior notice. 2. Specifications, materials, and colors may be altered depending on final design and availability. 3. Actual finishes for windows, porches, terraces, loggia, and exterior trim may vary by elevation styles and floor level. 4. The facade shown is for illustrative purposes only.

BUILDING TYPE 3 - ENTRANCE A

Hills Garden Villa

2+ BEDROOM

Gross Area: 178 m²

Ground Floor

Unit . 1

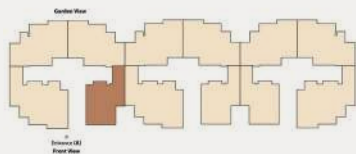


Ground Floor

BUILDING TYPE 3 - ENTRANCE A



Upper Floor



DISCLAIMER:

1. All room dimensions are measured internally and exclude wall finishes and construction tolerance.2. All dimensions have been provided by our consultant architect. 3. All material, dimensions and drawings are approximate, and information is subject to change without notice. 4. Reserving the right to make minor alterations to the drawings of 5% added or deducted from areas & values. 5. Drawing areas are not to scale. 6. The developer reserves the right to make revisions. 7. Actual unit areas, windows, porches, terraces, and exterior trim detail may vary by elevation style. 8. The unit orientation will be shown in the master plan and not the floor plan. 9. Floor plans layout and furniture plans are for indicative purposes.

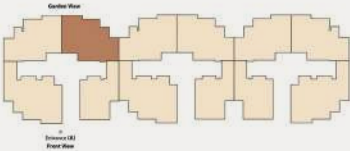
DISCLAIMER:

1. All room dimensions are measured internally and exclude wall finishes and construction tolerance.2. All dimensions have been provided by our consultant architect. 3. All material, dimensions and drawings are approximate, and information is subject to change without notice. 4. Reserving the right to make minor alterations to the drawings of 5% added or deducted from areas & values. 5. Drawing areas are not to scale. 6. The developer reserves the right to make revisions. 7. Actual unit areas, windows, porches, terraces, and exterior trim detail may vary by elevation style. 8. The unit orientation will be shown in the master plan and not the floor plan. 9. Floor plans layout and furniture plans are for indicative purposes.

BUILDING TYPE 3 - ENTRANCE A

2 BEDROOM

Gross Area: 114 m²
Ground Floor
Unit . 2

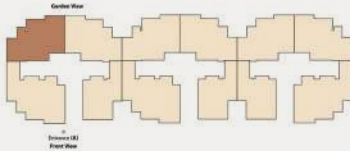
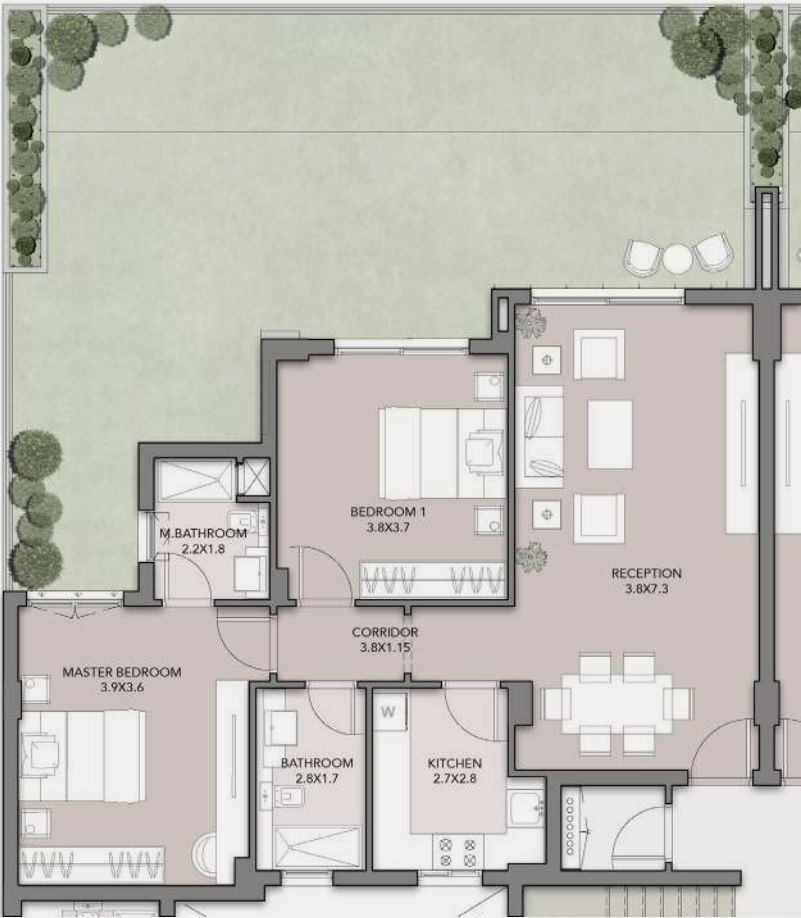


DISCLAIMER:
1. All room dimensions are measured internally and exclude wall finishes and construction tolerance.2. All dimensions have been provided by our consultant architect.
3. All material, dimensions and drawings are approximate, and information is subject to change without notice. 4. Reserving the right to make minor alterations to the drawings of 5% added or deducted from areas & values. 5. Drawing areas are not to scale. 6. The developer reserves the right to make revisions. 7. Actual unit areas, windows, porches, terraces, and exterior trim detail may vary by elevation style. 8. The unit orientation will be shown in the master plan and not the floor plan. 9. Floor plans layout and furniture plans are for indicative purposes.

BUILDING TYPE 3 - ENTRANCE A

2 BEDROOM

Gross Area: 119 m²
Ground Floor
Unit . 3

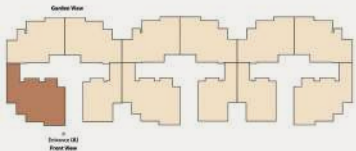


DISCLAIMER:
1. All room dimensions are measured internally and exclude wall finishes and construction tolerance.2. All dimensions have been provided by our consultant architect.
3. All material, dimensions and drawings are approximate, and information is subject to change without notice. 4. Reserving the right to make minor alterations to the drawings of 5% added or deducted from areas & values. 5. Drawing areas are not to scale. 6. The developer reserves the right to make revisions. 7. Actual unit areas, windows, porches, terraces, and exterior trim detail may vary by elevation style. 8. The unit orientation will be shown in the master plan and not the floor plan. 9. Floor plans layout and furniture plans are for indicative purposes.

BUILDING TYPE 3 - ENTRANCE A

2 BEDROOM

Gross Area: 126 m²
Ground Floor
Unit . 4

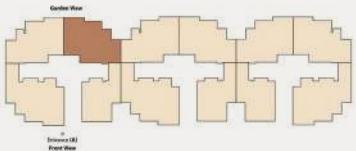
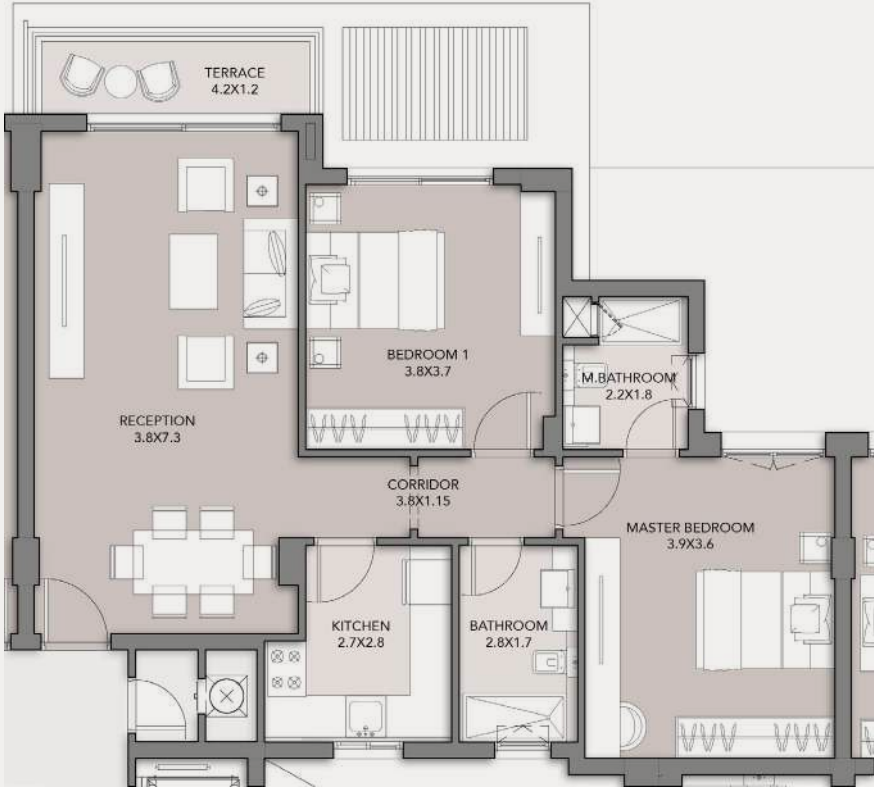


DISCLAIMER:
1. All room dimensions are measured internally and exclude wall finishes and construction tolerance.2. All dimensions have been provided by our consultant architect.
3. All material, dimensions and drawings are approximate, and information is subject to change without notice. 4. Reserving the right to make minor alterations to the drawings of 5% added or deducted from areas & values. 5. Drawing areas are not to scale. 6. The developer reserves the right to make revisions. 7. Actual unit areas, windows, porches, terraces, and exterior trim detail may vary by elevation style. 8. The unit orientation will be shown in the master plan and not the floor plan. 9. Floor plans layout and furniture plans are for indicative purposes.

BUILDING TYPE 3 - ENTRANCE A

2 BEDROOM

Gross Area: 114 m²
Typical Floor
Unit . 12

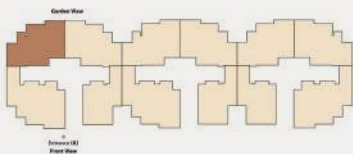


DISCLAIMER:
1. All room dimensions are measured internally and exclude wall finishes and construction tolerance.2. All dimensions have been provided by our consultant architect.
3. All material, dimensions and drawings are approximate, and information is subject to change without notice. 4. Reserving the right to make minor alterations to the drawings of 5% added or deducted from areas & values. 5. Drawing areas are not to scale. 6. The developer reserves the right to make revisions. 7. Actual unit areas, windows, porches, terraces, and exterior trim detail may vary by elevation style. 8. The unit orientation will be shown in the master plan and not the floor plan. 9. Floor plans layout and furniture plans are for indicative purposes.

BUILDING TYPE 3 - ENTRANCE A

2 BEDROOM

Gross Area: 124 m²
 Typical Floor
 Unit . 13

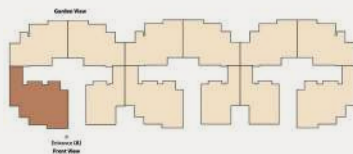


DISCLAIMER:
 1. All room dimensions are measured internally and exclude wall finishes and construction tolerance.2. All dimensions have been provided by our consultant architect.
 3. All material, dimensions and drawings are approximate, and information is subject to change without notice. 4. Reserving the right to make minor alterations to the drawings of 5% added or deducted from areas & values. 5. Drawing areas are not to scale. 6. The developer reserves the right to make revisions. 7. Actual unit areas, windows, porches, terraces, and exterior trim detail may vary by elevation style. 8. The unit orientation will be shown in the master plan and not the floor plan. 9. Floor plans layout and furniture plans are for indicative purposes.

BUILDING TYPE 3 - ENTRANCE A

2 BEDROOM

Gross Area: 153 m²
 Typical Floor
 Unit . 14

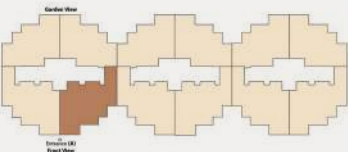
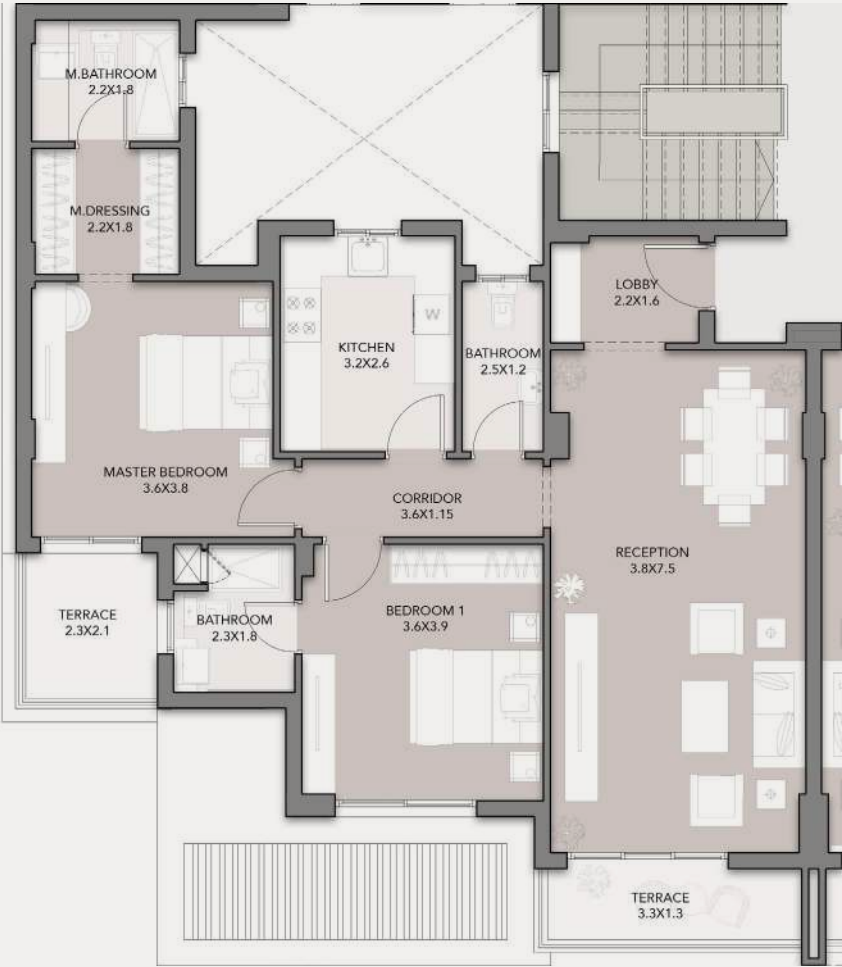


DISCLAIMER:
 1. All room dimensions are measured internally and exclude wall finishes and construction tolerance.2. All dimensions have been provided by our consultant architect.
 3. All material, dimensions and drawings are approximate, and information is subject to change without notice. 4. Reserving the right to make minor alterations to the drawings of 5% added or deducted from areas & values. 5. Drawing areas are not to scale. 6. The developer reserves the right to make revisions. 7. Actual unit areas, windows, porches, terraces, and exterior trim detail may vary by elevation style. 8. The unit orientation will be shown in the master plan and not the floor plan. 9. Floor plans layout and furniture plans are for indicative purposes.

BUILDING TYPE 3 - ENTRANCE A

2 BEDROOM

Gross Area: 129-131 m²
 Typical Floor
 Unit . 21/31/41/51

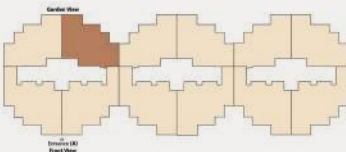


DISCLAIMER:
 1. All room dimensions are measured internally and exclude wall finishes and construction tolerance.2. All dimensions have been provided by our consultant architect.
 3. All material, dimensions and drawings are approximate, and information is subject to change without notice. 4. Reserving the right to make minor alterations to the drawings of 5% added or deducted from areas & values. 5. Drawing areas are not to scale. 6. The developer reserves the right to make revisions. 7. Actual unit areas, windows, porches, terraces, and exterior trim detail may vary by elevation style. 8. The unit orientation will be shown in the master plan and not the floor plan. 9. Floor plans layout and furniture plans are for indicative purposes.

BUILDING TYPE 3 - ENTRANCE A

2 BEDROOM

Gross Area: 114 m²
 Typical Floor
 Unit . 22/32/42/52

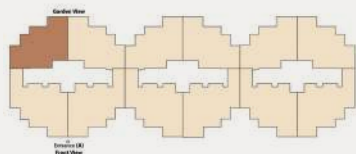


DISCLAIMER:
 1. All room dimensions are measured internally and exclude wall finishes and construction tolerance.2. All dimensions have been provided by our consultant architect.
 3. All material, dimensions and drawings are approximate, and information is subject to change without notice. 4. Reserving the right to make minor alterations to the drawings of 5% added or deducted from areas & values. 5. Drawing areas are not to scale. 6. The developer reserves the right to make revisions. 7. Actual unit areas, windows, porches, terraces, and exterior trim detail may vary by elevation style. 8. The unit orientation will be shown in the master plan and not the floor plan. 9. Floor plans layout and furniture plans are for indicative purposes.

BUILDING TYPE 3 - ENTRANCE A

2 BEDROOM

Gross Area: 120 m²
 Typical Floor
 Unit . 23/43

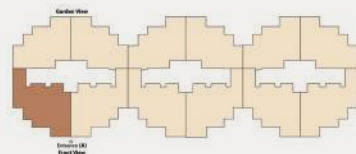


DISCLAIMER:
 1. All room dimensions are measured internally and exclude wall finishes and construction tolerance.2. All dimensions have been provided by our consultant architect.
 3. All material, dimensions and drawings are approximate, and information is subject to change without notice. 4. Reserving the right to make minor alterations to the drawings of 5% added or deducted from areas & values. 5. Drawing areas are not to scale. 6. The developer reserves the right to make revisions. 7. Actual unit areas, windows, porches, terraces, and exterior trim detail may vary by elevation style. 8. The unit orientation will be shown in the master plan and not the floor plan. 9. Floor plans layout and furniture plans are for indicative purposes.

BUILDING TYPE 3 - ENTRANCE A

2 BEDROOM

Gross Area: 136 m²
 Typical Floor
 Unit . 24

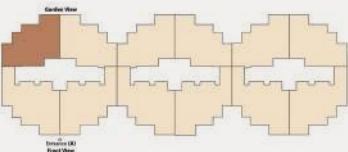
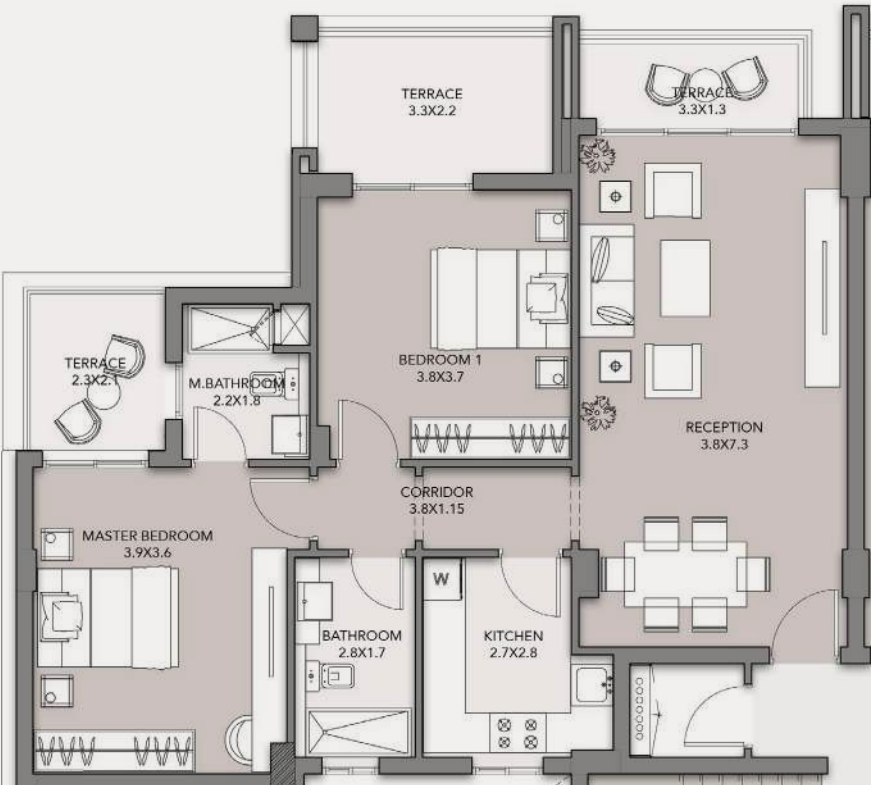


DISCLAIMER:
 1. All room dimensions are measured internally and exclude wall finishes and construction tolerance.2. All dimensions have been provided by our consultant architect.
 3. All material, dimensions and drawings are approximate, and information is subject to change without notice. 4. Reserving the right to make minor alterations to the drawings of 5% added or deducted from areas & values. 5. Drawing areas are not to scale. 6. The developer reserves the right to make revisions. 7. Actual unit areas, windows, porches, terraces, and exterior trim detail may vary by elevation style. 8. The unit orientation will be shown in the master plan and not the floor plan. 9. Floor plans layout and furniture plans are for indicative purposes.

BUILDING TYPE 3 - ENTRANCE A

2 BEDROOM

Gross Area: 114 m²
 Typical Floor
 Unit . 33

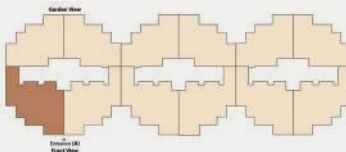
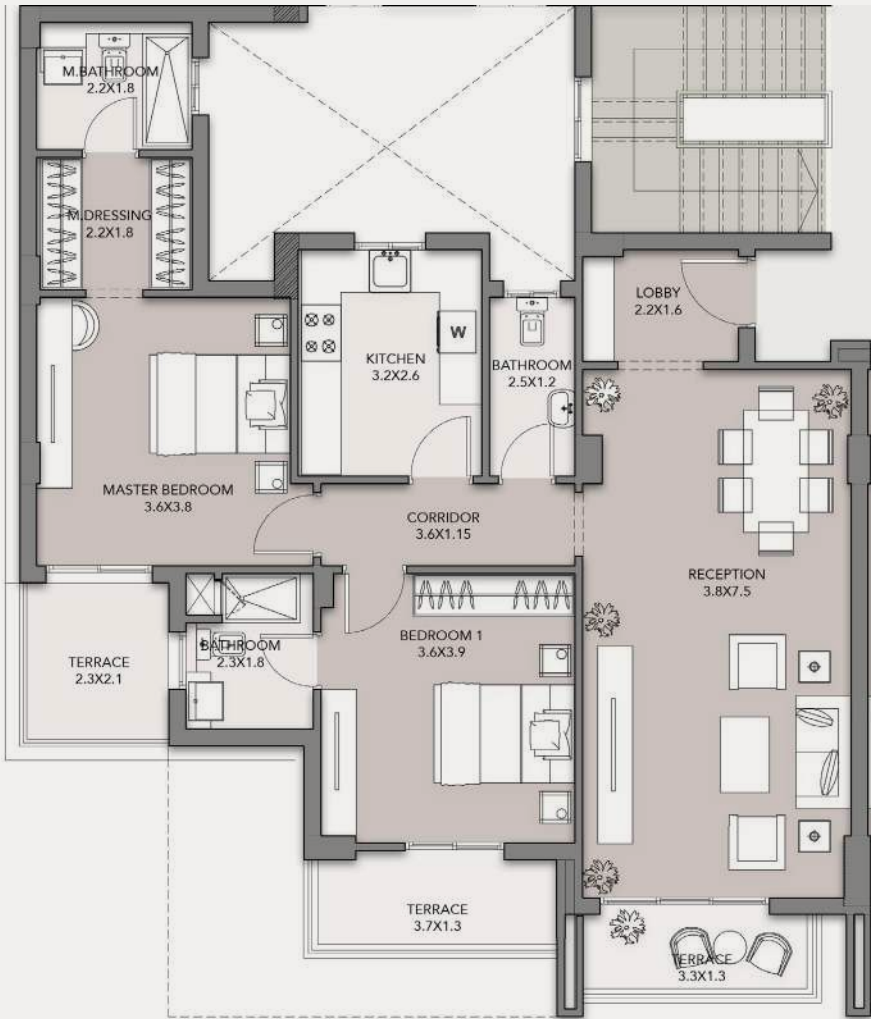


DISCLAIMER:
 1. All room dimensions are measured internally and exclude wall finishes and construction tolerance.2. All dimensions have been provided by our consultant architect.
 3. All material, dimensions and drawings are approximate, and information is subject to change without notice. 4. Reserving the right to make minor alterations to the drawings of 5% added or deducted from areas & values. 5. Drawing areas are not to scale. 6. The developer reserves the right to make revisions. 7. Actual unit areas, windows, porches, terraces, and exterior trim detail may vary by elevation style. 8. The unit orientation will be shown in the master plan and not the floor plan. 9. Floor plans layout and furniture plans are for indicative purposes.

BUILDING TYPE 3 - ENTRANCE A

2 BEDROOM

Gross Area: 142 m²
 Typical Floor
 Unit . 34

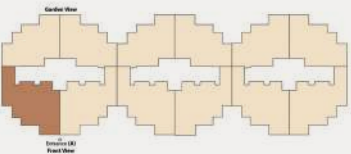


DISCLAIMER:
 1. All room dimensions are measured internally and exclude wall finishes and construction tolerance.2. All dimensions have been provided by our consultant architect.
 3. All material, dimensions and drawings are approximate, and information is subject to change without notice. 4. Reserving the right to make minor alterations to the drawings of 5% added or deducted from areas & values. 5. Drawing areas are not to scale. 6. The developer reserves the right to make revisions. 7. Actual unit areas, windows, porches, terraces, and exterior trim detail may vary by elevation style. 8. The unit orientation will be shown in the master plan and not the floor plan. 9. Floor plans layout and furniture plans are for indicative purposes.

BUILDING TYPE 3 - ENTRANCE A

2 BEDROOM

Gross Area: 130-131 m²
 Typical Floor
 Unit . 44/54

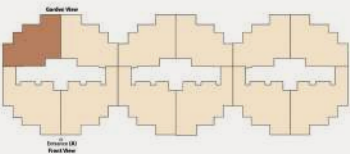


DISCLAIMER:
 1. All room dimensions are measured internally and exclude wall finishes and construction tolerance.2. All dimensions have been provided by our consultant architect.
 3. All material, dimensions and drawings are approximate, and information is subject to change without notice. 4. Reserving the right to make minor alterations to the drawings of 5% added or deducted from areas & values. 5. Drawing areas are not to scale. 6. The developer reserves the right to make revisions. 7. Actual unit areas, windows, porches, terraces, and exterior trim detail may vary by elevation style. 8. The unit orientation will be shown in the master plan and not the floor plan. 9. Floor plans layout and furniture plans are for indicative purposes.

BUILDING TYPE 3 - ENTRANCE A

2 BEDROOM

Gross Area: 114 m²
 Typical Floor
 Unit . 53



DISCLAIMER:
 1. All room dimensions are measured internally and exclude wall finishes and construction tolerance.2. All dimensions have been provided by our consultant architect.
 3. All material, dimensions and drawings are approximate, and information is subject to change without notice. 4. Reserving the right to make minor alterations to the drawings of 5% added or deducted from areas & values. 5. Drawing areas are not to scale. 6. The developer reserves the right to make revisions. 7. Actual unit areas, windows, porches, terraces, and exterior trim detail may vary by elevation style. 8. The unit orientation will be shown in the master plan and not the floor plan. 9. Floor plans layout and furniture plans are for indicative purposes.

BUILDING TYPE 3 - ENTRANCE B

Hills Garden Villa

2+ BEDROOM

Gross Area: 178 m²

Ground Floor

Unit . 1



Ground Floor



DISCLAIMER:

1. All room dimensions are measured internally and exclude wall finishes and construction tolerance.2. All dimensions have been provided by our consultant architect.
3. All material, dimensions and drawings are approximate, and information is subject to change without notice. 4. Reserving the right to make minor alterations to the drawings of 5% added or deducted from areas & values. 5. Drawing areas are not to scale. 6. The developer reserves the right to make revisions. 7. Actual unit areas, windows, porches, terraces, and exterior trim detail may vary by elevation style. 8. The unit orientation will be shown in the master plan and not the floor plan. 9. Floor plans layout and furniture plans are for indicative purposes.

BUILDING TYPE 3 - ENTRANCE B



Upper Floor

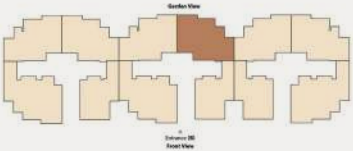
DISCLAIMER:

1. All room dimensions are measured internally and exclude wall finishes and construction tolerance.2. All dimensions have been provided by our consultant architect.
3. All material, dimensions and drawings are approximate, and information is subject to change without notice. 4. Reserving the right to make minor alterations to the drawings of 5% added or deducted from areas & values. 5. Drawing areas are not to scale. 6. The developer reserves the right to make revisions. 7. Actual unit areas, windows, porches, terraces, and exterior trim detail may vary by elevation style. 8. The unit orientation will be shown in the master plan and not the floor plan. 9. Floor plans layout and furniture plans are for indicative purposes.

BUILDING TYPE 3 - ENTRANCE B

2 BEDROOM

Gross Area: 113 m²
Ground Floor
Unit . 2

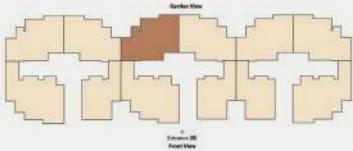
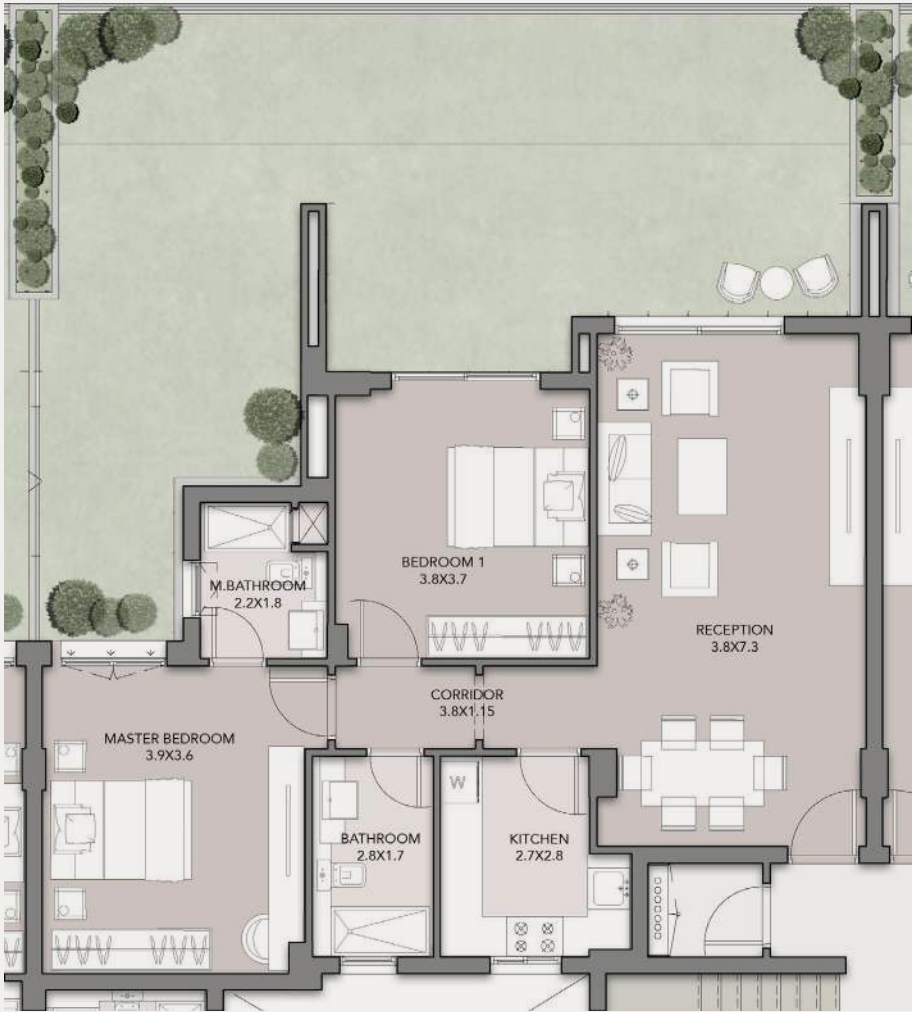


DISCLAIMER:
1. All room dimensions are measured internally and exclude wall finishes and construction tolerance.2. All dimensions have been provided by our consultant architect.
3. All material, dimensions and drawings are approximate, and information is subject to change without notice. 4. Reserving the right to make minor alterations to the drawings of 5% added or deducted from areas & values. 5. Drawing areas are not to scale. 6. The developer reserves the right to make revisions. 7. Actual unit areas, windows, porches, terraces, and exterior trim detail may vary by elevation style. 8. The unit orientation will be shown in the master plan and not the floor plan. 9. Floor plans layout and furniture plans are for indicative purposes.

BUILDING TYPE 3 - ENTRANCE B

2 BEDROOM

Gross Area: 109 m²
Ground Floor
Unit . 3



DISCLAIMER:
1. All room dimensions are measured internally and exclude wall finishes and construction tolerance.2. All dimensions have been provided by our consultant architect.
3. All material, dimensions and drawings are approximate, and information is subject to change without notice. 4. Reserving the right to make minor alterations to the drawings of 5% added or deducted from areas & values. 5. Drawing areas are not to scale. 6. The developer reserves the right to make revisions. 7. Actual unit areas, windows, porches, terraces, and exterior trim detail may vary by elevation style. 8. The unit orientation will be shown in the master plan and not the floor plan. 9. Floor plans layout and furniture plans are for indicative purposes.

BUILDING TYPE 3 - ENTRANCE B

2 BEDROOM

Gross Area: 126 m²
 Typical Floor
 Unit . 4

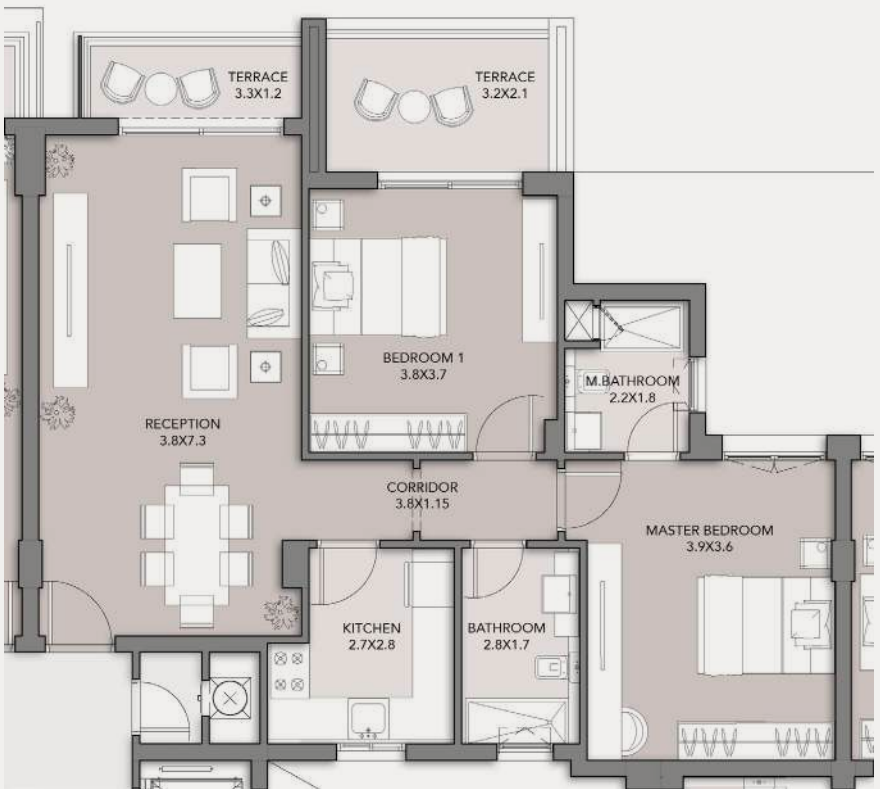


DISCLAIMER:
 1. All room dimensions are measured internally and exclude wall finishes and construction tolerance.2. All dimensions have been provided by our consultant architect.
 3. All material, dimensions and drawings are approximate, and information is subject to change without notice. 4. Reserving the right to make minor alterations to the drawings of 5% added or deducted from areas & values. 5. Drawing areas are not to scale. 6. The developer reserves the right to make revisions. 7. Actual unit areas, windows, porches, terraces, and exterior trim detail may vary by elevation style. 8. The unit orientation will be shown in the master plan and not the floor plan. 9. Floor plans layout and furniture plans are for indicative purposes.

BUILDING TYPE 3 - ENTRANCE B

2 BEDROOM

Gross Area: 123 m²
 Typical Floor
 Unit . 12



DISCLAIMER:
 1. All room dimensions are measured internally and exclude wall finishes and construction tolerance.2. All dimensions have been provided by our consultant architect.
 3. All material, dimensions and drawings are approximate, and information is subject to change without notice. 4. Reserving the right to make minor alterations to the drawings of 5% added or deducted from areas & values. 5. Drawing areas are not to scale. 6. The developer reserves the right to make revisions. 7. Actual unit areas, windows, porches, terraces, and exterior trim detail may vary by elevation style. 8. The unit orientation will be shown in the master plan and not the floor plan. 9. Floor plans layout and furniture plans are for indicative purposes.

BUILDING TYPE 3 - ENTRANCE B

2 BEDROOM

Gross Area: 116 m²
 Typical Floor
 Unit . 13



DISCLAIMER:
 1. All room dimensions are measured internally and exclude wall finishes and construction tolerance.2. All dimensions have been provided by our consultant architect.
 3. All material, dimensions and drawings are approximate, and information is subject to change without notice. 4. Reserving the right to make minor alterations to the drawings of 5% added or deducted from areas & values. 5. Drawing areas are not to scale. 6. The developer reserves the right to make revisions. 7. Actual unit areas, windows, porches, terraces, and exterior trim detail may vary by elevation style. 8. The unit orientation will be shown in the master plan and not the floor plan. 9. Floor plans layout and furniture plans are for indicative purposes.

BUILDING TYPE 3 - ENTRANCE B

2 BEDROOM

Gross Area: 154 m²
 Typical Floor
 Unit . 14

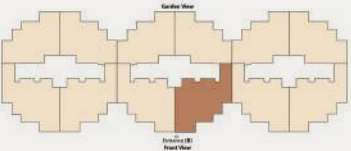
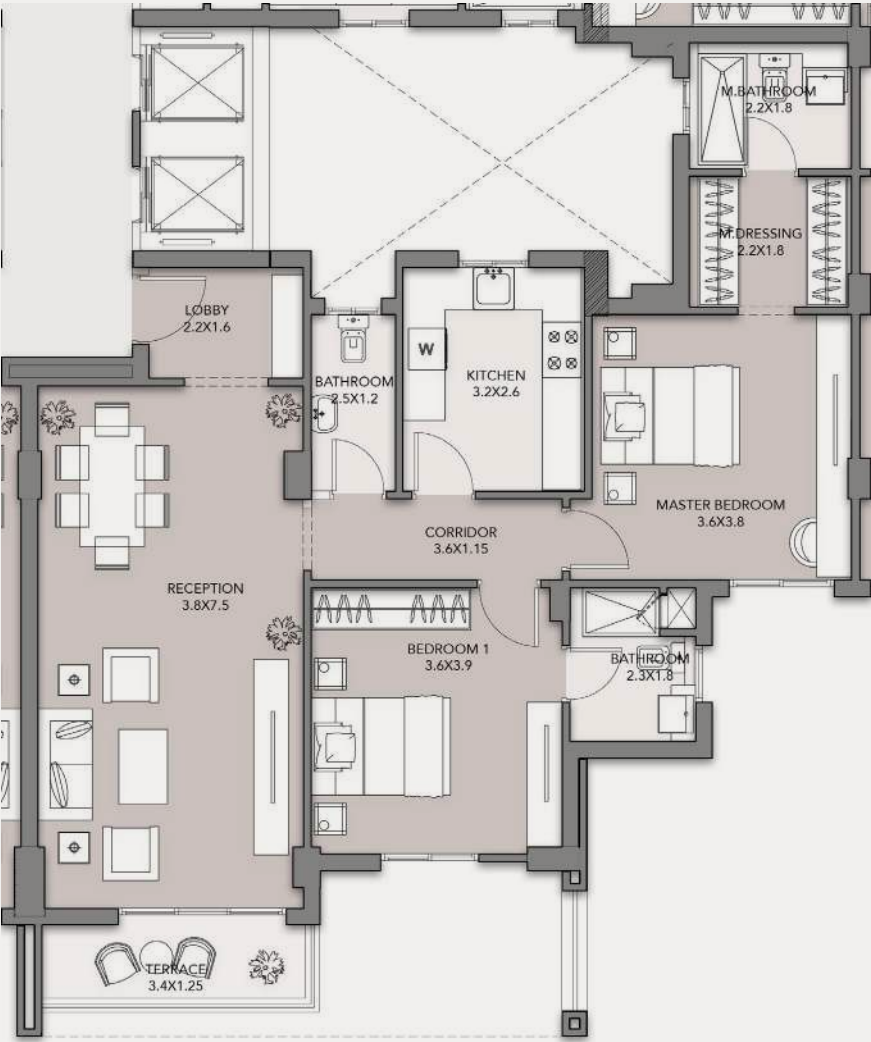


DISCLAIMER:
 1. All room dimensions are measured internally and exclude wall finishes and construction tolerance.2. All dimensions have been provided by our consultant architect.
 3. All material, dimensions and drawings are approximate, and information is subject to change without notice. 4. Reserving the right to make minor alterations to the drawings of 5% added or deducted from areas & values. 5. Drawing areas are not to scale. 6. The developer reserves the right to make revisions. 7. Actual unit areas, windows, porches, terraces, and exterior trim detail may vary by elevation style. 8. The unit orientation will be shown in the master plan and not the floor plan. 9. Floor plans layout and furniture plans are for indicative purposes.

BUILDING TYPE 3 - ENTRANCE B

2 BEDROOM

Gross Area: 130-131 m²
 Typical Floor
 Unit . 21/31

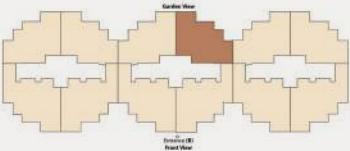
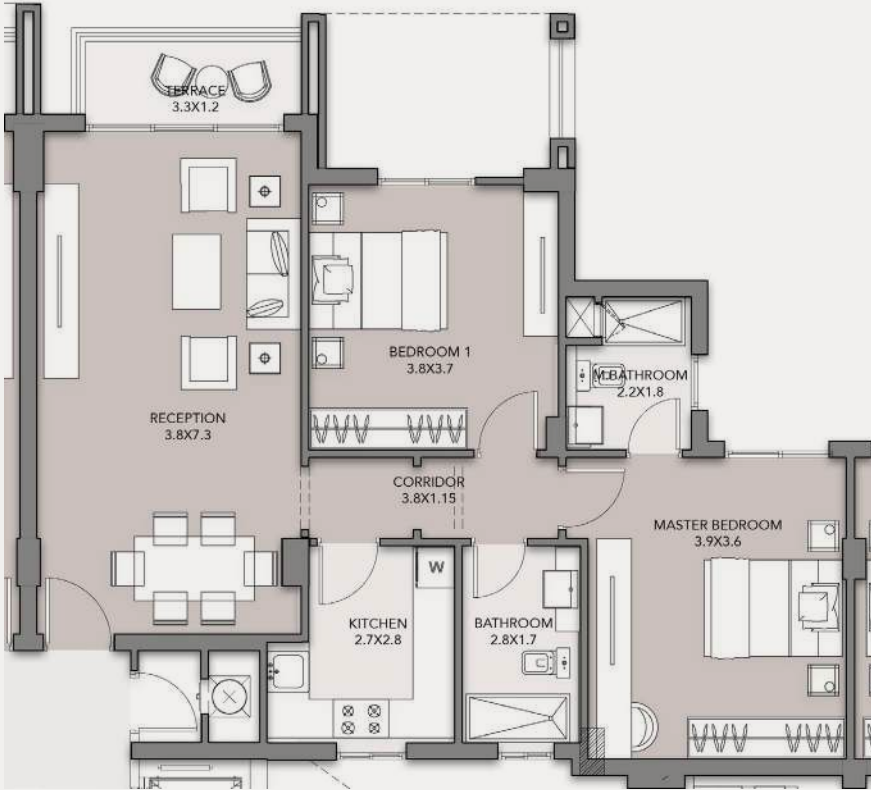


DISCLAIMER:
 1. All room dimensions are measured internally and exclude wall finishes and construction tolerance.2. All dimensions have been provided by our consultant architect.
 3. All material, dimensions and drawings are approximate, and information is subject to change without notice. 4. Reserving the right to make minor alterations to the drawings of 5% added or deducted from areas & values. 5. Drawing areas are not to scale. 6. The developer reserves the right to make revisions. 7. Actual unit areas, windows, porches, terraces, and exterior trim detail may vary by elevation style. 8. The unit orientation will be shown in the master plan and not the floor plan. 9. Floor plans layout and furniture plans are for indicative purposes.

BUILDING TYPE 3 - ENTRANCE B

2 BEDROOM

Gross Area: 113-114 m²
 Typical Floor
 Unit . 22/32/42/52



DISCLAIMER:
 1. All room dimensions are measured internally and exclude wall finishes and construction tolerance.2. All dimensions have been provided by our consultant architect.
 3. All material, dimensions and drawings are approximate, and information is subject to change without notice. 4. Reserving the right to make minor alterations to the drawings of 5% added or deducted from areas & values. 5. Drawing areas are not to scale. 6. The developer reserves the right to make revisions. 7. Actual unit areas, windows, porches, terraces, and exterior trim detail may vary by elevation style. 8. The unit orientation will be shown in the master plan and not the floor plan. 9. Floor plans layout and furniture plans are for indicative purposes.

BUILDING TYPE 3 - ENTRANCE B

2 BEDROOM

Gross Area: 113-114 m²
 Typical Floor
 Unit . 23/33/43/53



DISCLAIMER:

1. All room dimensions are measured internally and exclude wall finishes and construction tolerance.2. All dimensions have been provided by our consultant architect.
 3. All material, dimensions and drawings are approximate, and information is subject to change without notice. 4. Reserving the right to make minor alterations to the drawings of 5% added or deducted from areas & values. 5. Drawing areas are not to scale. 6. The developer reserves the right to make revisions. 7. Actual unit areas, windows, porches, terraces, and exterior trim detail may vary by elevation style. 8. The unit orientation will be shown in the master plan and not the floor plan. 9. Floor plans layout and furniture plans are for indicative purposes.

BUILDING TYPE 3 - ENTRANCE B

2 BEDROOM

Gross Area: 138 m²
 Typical Floor
 Unit . 24



DISCLAIMER:

1. All room dimensions are measured internally and exclude wall finishes and construction tolerance.2. All dimensions have been provided by our consultant architect.
 3. All material, dimensions and drawings are approximate, and information is subject to change without notice. 4. Reserving the right to make minor alterations to the drawings of 5% added or deducted from areas & values. 5. Drawing areas are not to scale. 6. The developer reserves the right to make revisions. 7. Actual unit areas, windows, porches, terraces, and exterior trim detail may vary by elevation style. 8. The unit orientation will be shown in the master plan and not the floor plan. 9. Floor plans layout and furniture plans are for indicative purposes.

BUILDING TYPE 3 - ENTRANCE B

Hills Top Villa

3+ BEDROOM

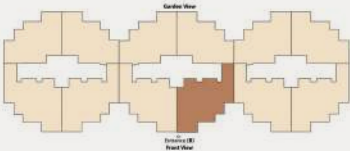
Gross Area: 228 m²

Typical Floor

Unit . 41



Lower Floor



DISCLAIMER:
1. All room dimensions are measured internally and exclude wall finishes and construction tolerance.2. All dimensions have been provided by our consultant architect.
3. All material, dimensions and drawings are approximate, and information is subject to change without notice. 4. Reserving the right to make minor alterations to the drawings of 5% added or deducted from areas & values. 5. Drawing areas are not to scale. 6. The developer reserves the right to make revisions. 7. Actual unit areas, windows, porches, terraces, and exterior trim detail may vary by elevation style. 8. The unit orientation will be shown in the master plan and not the floor plan. 9. Floor plans layout and furniture plans are for indicative purposes.

BUILDING TYPE 3 - ENTRANCE B



Upper Floor

DISCLAIMER:
1. All room dimensions are measured internally and exclude wall finishes and construction tolerance.2. All dimensions have been provided by our consultant architect.
3. All material, dimensions and drawings are approximate, and information is subject to change without notice. 4. Reserving the right to make minor alterations to the drawings of 5% added or deducted from areas & values. 5. Drawing areas are not to scale. 6. The developer reserves the right to make revisions. 7. Actual unit areas, windows, porches, terraces, and exterior trim detail may vary by elevation style. 8. The unit orientation will be shown in the master plan and not the floor plan. 9. Floor plans layout and furniture plans are for indicative purposes.

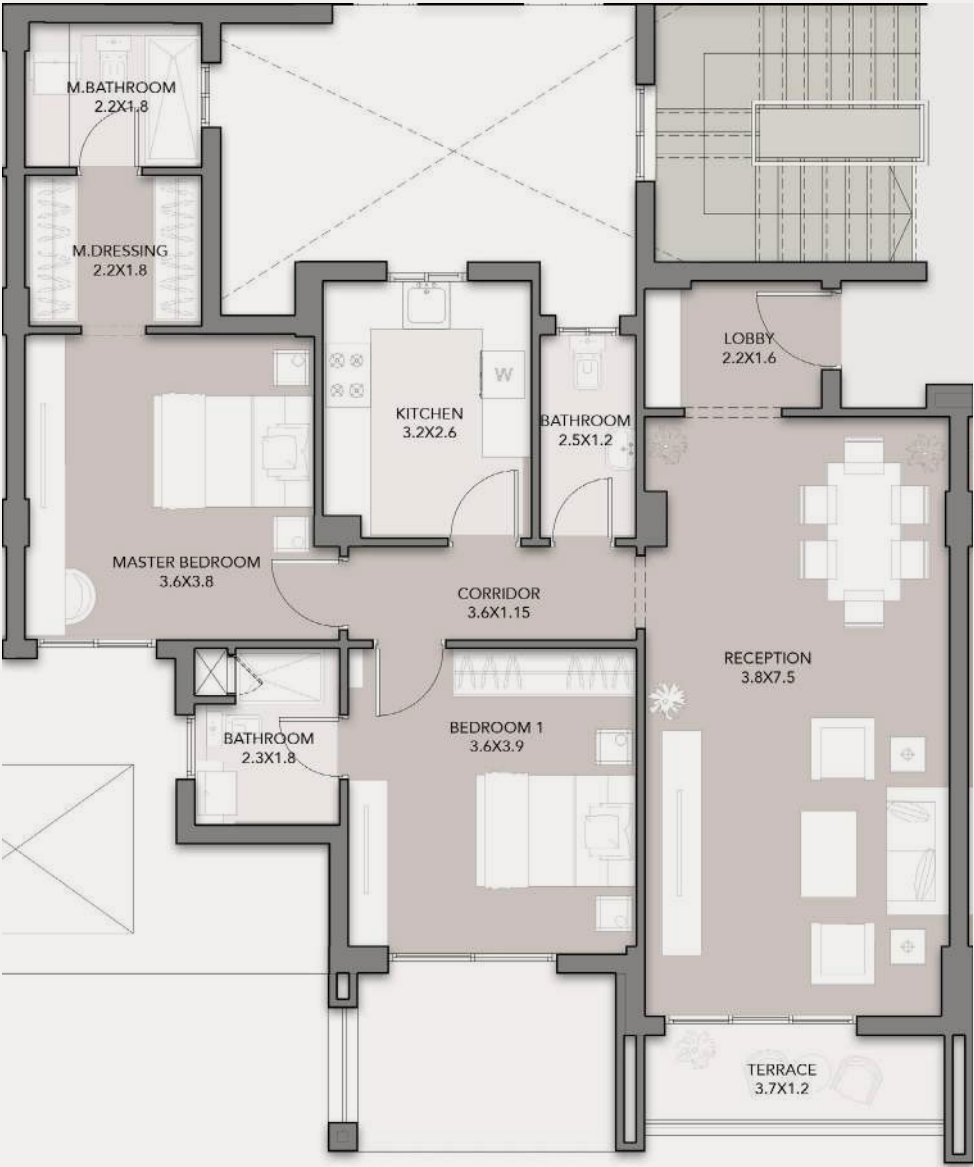
BUILDING TYPE 3 - ENTRANCE B

2 BEDROOM

Gross Area: 129-130 m²

Typical Floor

Unit . 34/44/54

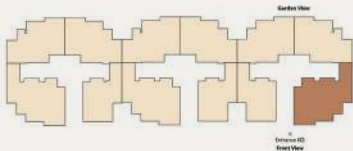


DISCLAIMER:
1. All room dimensions are measured internally and exclude wall finishes and construction tolerance.2. All dimensions have been provided by our consultant architect.
3. All material, dimensions and drawings are approximate, and information is subject to change without notice. 4. Reserving the right to make minor alterations to the drawings of 5% added or deducted from areas & values. 5. Drawing areas are not to scale. 6. The developer reserves the right to make revisions. 7. Actual unit areas, windows, porches, terraces, and exterior trim detail may vary by elevation style. 8. The unit orientation will be shown in the master plan and not the floor plan. 9. Floor plans layout and furniture plans are for indicative purposes.

BUILDING TYPE 3 - ENTRANCE C

2 BEDROOM

Gross Area: 126 m²
Ground Floor
Unit. 1

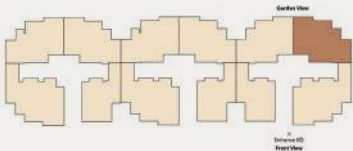


DISCLAIMER:
1. All room dimensions are measured internally and exclude wall finishes and construction tolerance.2. All dimensions have been provided by our consultant architect.
3. All material, dimensions and drawings are approximate, and information is subject to change without notice. 4. Reserving the right to make minor alterations to the drawings of 5% added or deducted from areas & values. 5. Drawing areas are not to scale. 6. The developer reserves the right to make revisions. 7. Actual unit areas, windows, porches, terraces, and exterior trim detail may vary by elevation style. 8. The unit orientation will be shown in the master plan and not the floor plan. 9. Floor plans layout and furniture plans are for indicative purposes.

BUILDING TYPE 3 - ENTRANCE C

2 BEDROOM

Gross Area: 108 m²
Ground Floor
Unit. 2

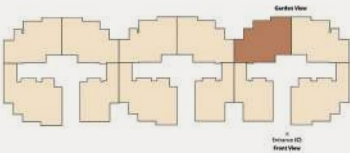


DISCLAIMER:
1. All room dimensions are measured internally and exclude wall finishes and construction tolerance.2. All dimensions have been provided by our consultant architect.
3. All material, dimensions and drawings are approximate, and information is subject to change without notice. 4. Reserving the right to make minor alterations to the drawings of 5% added or deducted from areas & values. 5. Drawing areas are not to scale. 6. The developer reserves the right to make revisions. 7. Actual unit areas, windows, porches, terraces, and exterior trim detail may vary by elevation style. 8. The unit orientation will be shown in the master plan and not the floor plan. 9. Floor plans layout and furniture plans are for indicative purposes.

BUILDING TYPE 3 - ENTRANCE C

2 BEDROOM

Gross Area: 114 m²
Ground Floor
Unit . 3

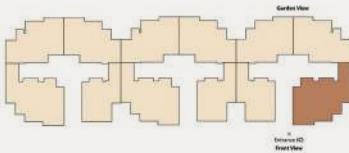
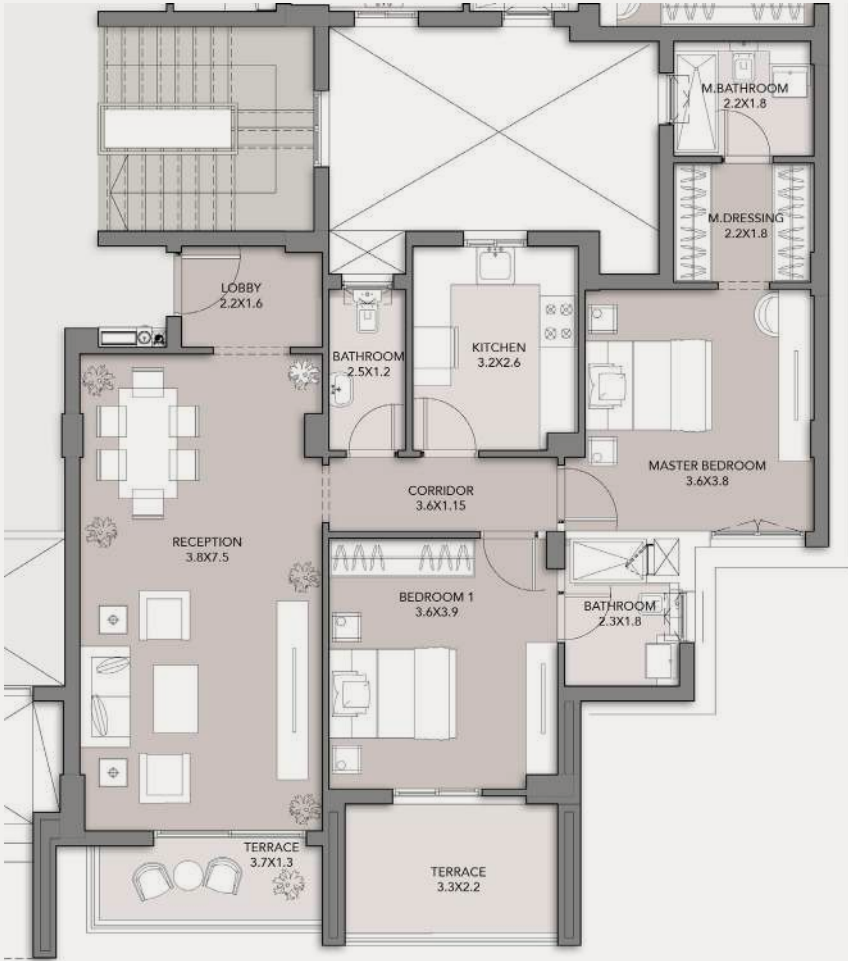


DISCLAIMER:
1. All room dimensions are measured internally and exclude wall finishes and construction tolerance.2. All dimensions have been provided by our consultant architect.
3. All material, dimensions and drawings are approximate, and information is subject to change without notice. 4. Reserving the right to make minor alterations to the drawings of 5% added or deducted from areas & values. 5. Drawing areas are not to scale. 6. The developer reserves the right to make revisions. 7. Actual unit areas, windows, porches, terraces, and exterior trim detail may vary by elevation style. 8. The unit orientation will be shown in the master plan and not the floor plan. 9. Floor plans layout and furniture plans are for indicative purposes.

BUILDING TYPE 3 - ENTRANCE C

2 BEDROOM

Gross Area: 145 m²
Ground Floor
Unit . 11



DISCLAIMER:
1. All room dimensions are measured internally and exclude wall finishes and construction tolerance.2. All dimensions have been provided by our consultant architect.
3. All material, dimensions and drawings are approximate, and information is subject to change without notice. 4. Reserving the right to make minor alterations to the drawings of 5% added or deducted from areas & values. 5. Drawing areas are not to scale. 6. The developer reserves the right to make revisions. 7. Actual unit areas, windows, porches, terraces, and exterior trim detail may vary by elevation style. 8. The unit orientation will be shown in the master plan and not the floor plan. 9. Floor plans layout and furniture plans are for indicative purposes.

BUILDING TYPE 3 - ENTRANCE C

Hills Garden Villa

2+ BEDROOM

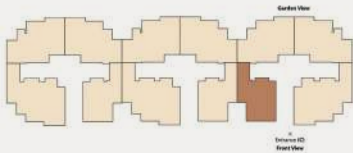
Gross Area: 178 m²

Ground Floor

Unit . 4

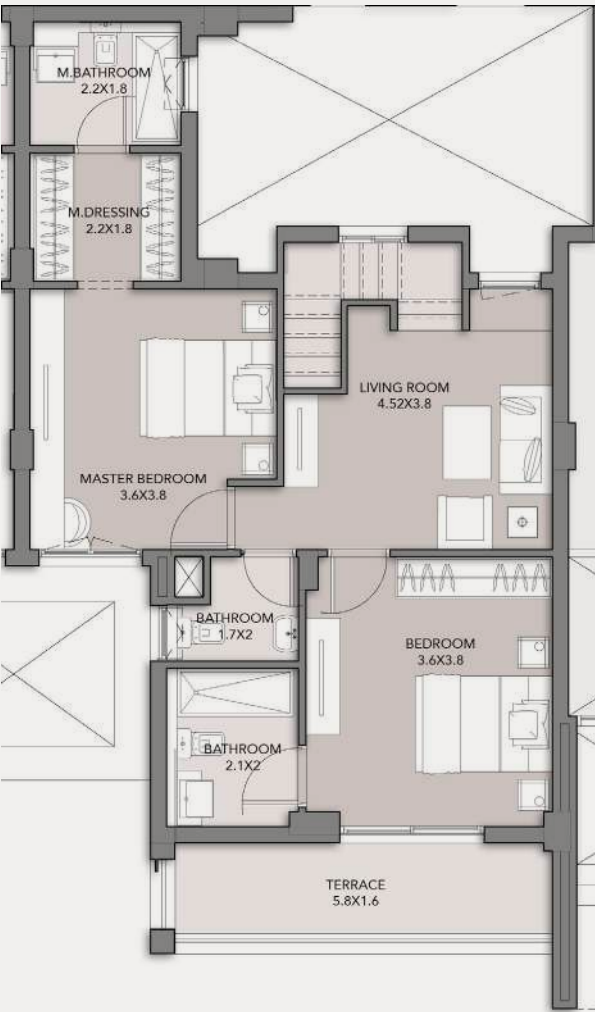


Ground Floor



DISCLAIMER:
1. All room dimensions are measured internally and exclude wall finishes and construction tolerance.2. All dimensions have been provided by our consultant architect.
3. All material, dimensions and drawings are approximate, and information is subject to change without notice. 4. Reserving the right to make minor alterations to the drawings of 5% added or deducted from areas & values. 5. Drawing areas are not to scale. 6. The developer reserves the right to make revisions. 7. Actual unit areas, windows, porches, terraces, and exterior trim detail may vary by elevation style. 8. The unit orientation will be shown in the master plan and not the floor plan. 9. Floor plans layout and furniture plans are for indicative purposes.

BUILDING TYPE 3 - ENTRANCE C



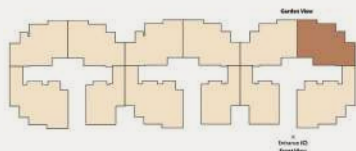
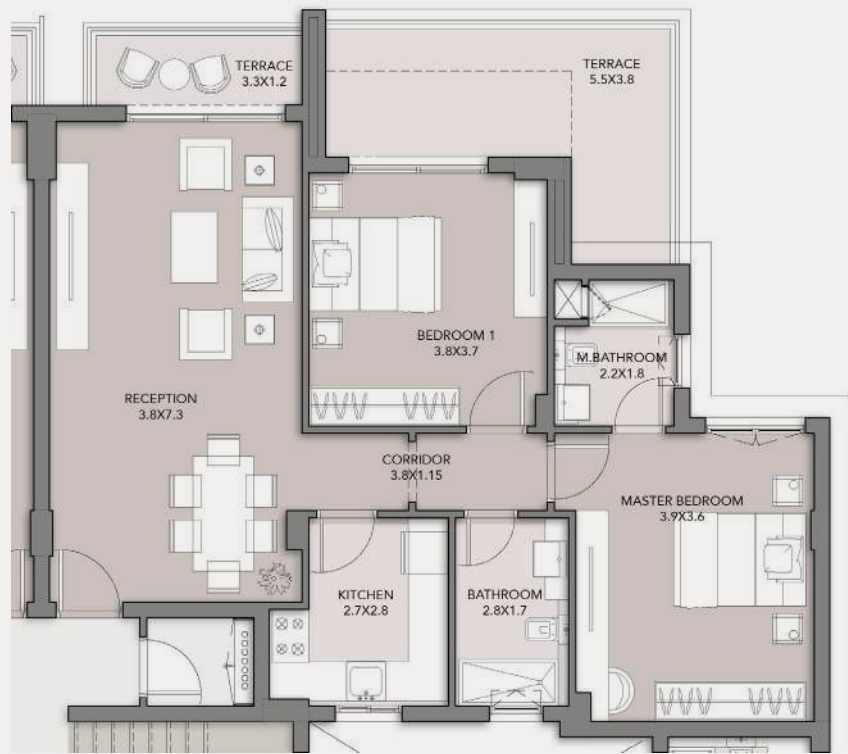
Upper Floor

DISCLAIMER:
1. All room dimensions are measured internally and exclude wall finishes and construction tolerance.2. All dimensions have been provided by our consultant architect.
3. All material, dimensions and drawings are approximate, and information is subject to change without notice. 4. Reserving the right to make minor alterations to the drawings of 5% added or deducted from areas & values. 5. Drawing areas are not to scale. 6. The developer reserves the right to make revisions. 7. Actual unit areas, windows, porches, terraces, and exterior trim detail may vary by elevation style. 8. The unit orientation will be shown in the master plan and not the floor plan. 9. Floor plans layout and furniture plans are for indicative purposes.

BUILDING TYPE 3 - ENTRANCE C

2 BEDROOM

Gross Area: 132 m²
 Typical Floor
 Unit . 12

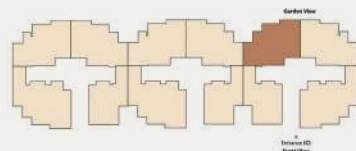


DISCLAIMER:
 1. All room dimensions are measured internally and exclude wall finishes and construction tolerance.2. All dimensions have been provided by our consultant architect.
 3. All material, dimensions and drawings are approximate, and information is subject to change without notice. 4. Reserving the right to make minor alterations to the drawings of 5% added or deducted from areas & values. 5. Drawing areas are not to scale. 6. The developer reserves the right to make revisions. 7. Actual unit areas, windows, porches, terraces, and exterior trim detail may vary by elevation style. 8. The unit orientation will be shown in the master plan and not the floor plan. 9. Floor plans layout and furniture plans are for indicative purposes.

BUILDING TYPE 3 - ENTRANCE C

2 BEDROOM

Gross Area: 114 m²
 Typical Floor
 Unit . 13

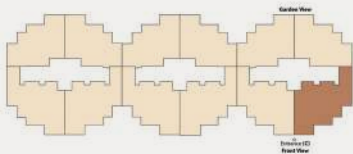


DISCLAIMER:
 1. All room dimensions are measured internally and exclude wall finishes and construction tolerance.2. All dimensions have been provided by our consultant architect.
 3. All material, dimensions and drawings are approximate, and information is subject to change without notice. 4. Reserving the right to make minor alterations to the drawings of 5% added or deducted from areas & values. 5. Drawing areas are not to scale. 6. The developer reserves the right to make revisions. 7. Actual unit areas, windows, porches, terraces, and exterior trim detail may vary by elevation style. 8. The unit orientation will be shown in the master plan and not the floor plan. 9. Floor plans layout and furniture plans are for indicative purposes.

BUILDING TYPE 3 - ENTRANCE C

2 BEDROOM

Gross Area: 137 m²
 Typical Floor
 Unit . 21

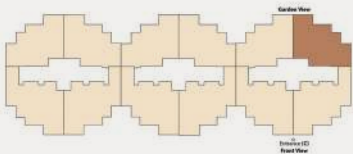


DISCLAIMER:
 1. All room dimensions are measured internally and exclude wall finishes and construction tolerance.2. All dimensions have been provided by our consultant architect.
 3. All material, dimensions and drawings are approximate, and information is subject to change without notice. 4. Reserving the right to make minor alterations to the drawings of 5% added or deducted from areas & values. 5. Drawing areas are not to scale. 6. The developer reserves the right to make revisions. 7. Actual unit areas, windows, porches, terraces, and exterior trim detail may vary by elevation style. 8. The unit orientation will be shown in the master plan and not the floor plan. 9. Floor plans layout and furniture plans are for indicative purposes.

BUILDING TYPE 3 - ENTRANCE C

2 BEDROOM

Gross Area: 120 m²
 Typical Floor
 Unit . 22

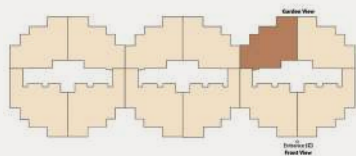


DISCLAIMER:
 1. All room dimensions are measured internally and exclude wall finishes and construction tolerance.2. All dimensions have been provided by our consultant architect.
 3. All material, dimensions and drawings are approximate, and information is subject to change without notice. 4. Reserving the right to make minor alterations to the drawings of 5% added or deducted from areas & values. 5. Drawing areas are not to scale. 6. The developer reserves the right to make revisions. 7. Actual unit areas, windows, porches, terraces, and exterior trim detail may vary by elevation style. 8. The unit orientation will be shown in the master plan and not the floor plan. 9. Floor plans layout and furniture plans are for indicative purposes.

BUILDING TYPE 3 - ENTRANCE C

2 BEDROOM

Gross Area: 113-114 m²
 Typical Floor
 Unit . 23/33/43/53

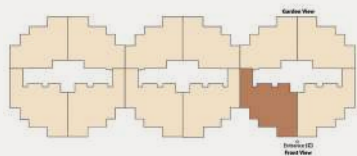
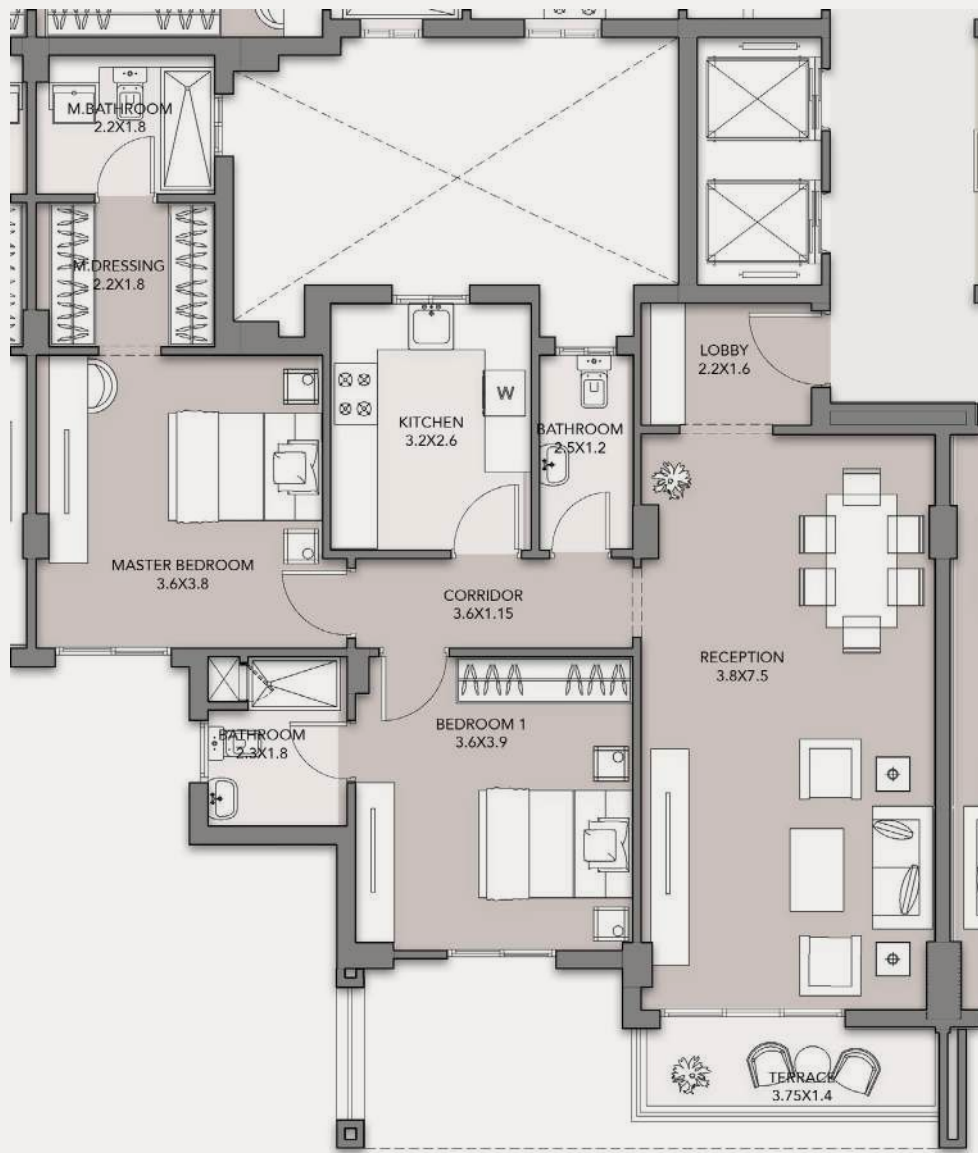


DISCLAIMER:
 1. All room dimensions are measured internally and exclude wall finishes and construction tolerance.2. All dimensions have been provided by our consultant architect.
 3. All material, dimensions and drawings are approximate, and information is subject to change without notice. 4. Reserving the right to make minor alterations to the drawings of 5% added or deducted from areas & values. 5. Drawing areas are not to scale. 6. The developer reserves the right to make revisions. 7. Actual unit areas, windows, porches, terraces, and exterior trim detail may vary by elevation style. 8. The unit orientation will be shown in the master plan and not the floor plan. 9. Floor plans layout and furniture plans are for indicative purposes.

BUILDING TYPE 3 - ENTRANCE C

2 BEDROOM

Gross Area: 129-130 m²
 Typical Floor
 Unit . 24/34/44/54

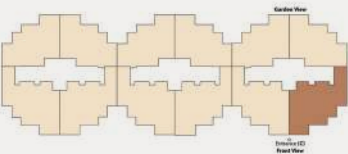
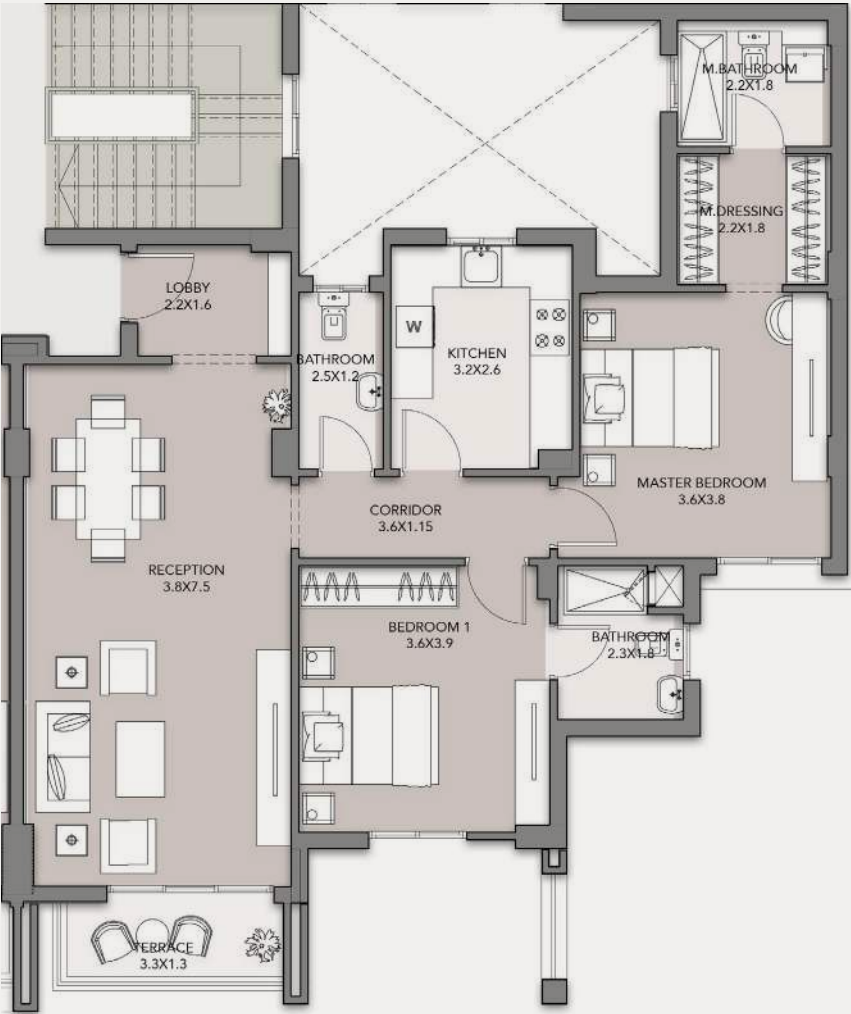


DISCLAIMER:
 1. All room dimensions are measured internally and exclude wall finishes and construction tolerance.2. All dimensions have been provided by our consultant architect.
 3. All material, dimensions and drawings are approximate, and information is subject to change without notice. 4. Reserving the right to make minor alterations to the drawings of 5% added or deducted from areas & values. 5. Drawing areas are not to scale. 6. The developer reserves the right to make revisions. 7. Actual unit areas, windows, porches, terraces, and exterior trim detail may vary by elevation style. 8. The unit orientation will be shown in the master plan and not the floor plan. 9. Floor plans layout and furniture plans are for indicative purposes.

BUILDING TYPE 3 - ENTRANCE C

2 BEDROOM

Gross Area: 130 m²
 Typical Floor
 Unit . 31

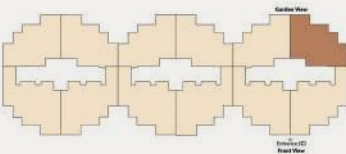
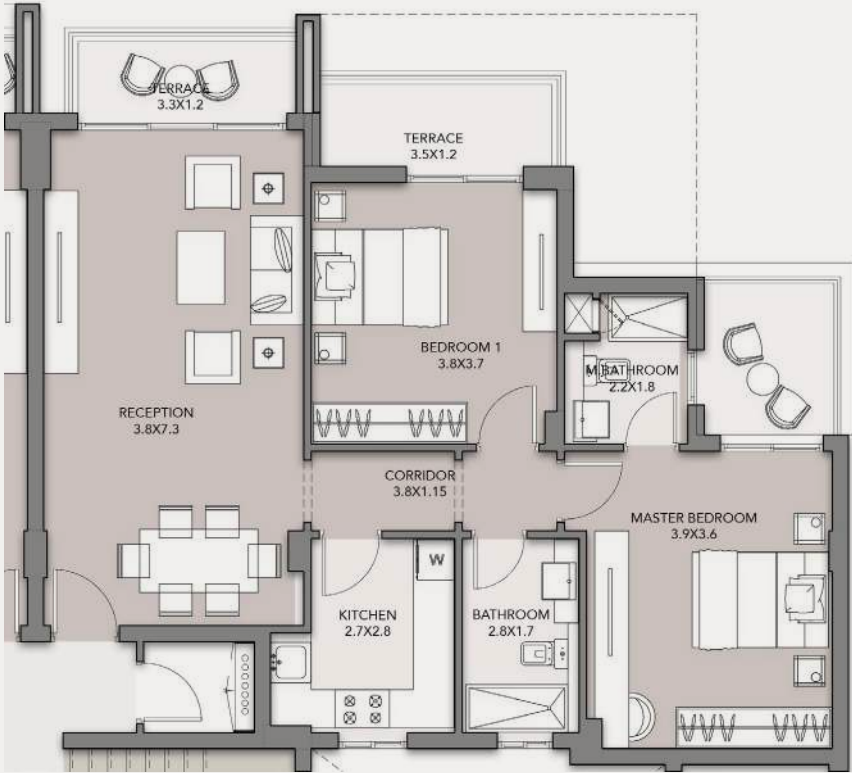


DISCLAIMER:
 1. All room dimensions are measured internally and exclude wall finishes and construction tolerance.2. All dimensions have been provided by our consultant architect.
 3. All material, dimensions and drawings are approximate, and information is subject to change without notice. 4. Reserving the right to make minor alterations to the drawings of 5% added or deducted from areas & values. 5. Drawing areas are not to scale. 6. The developer reserves the right to make revisions. 7. Actual unit areas, windows, porches, terraces, and exterior trim detail may vary by elevation style. 8. The unit orientation will be shown in the master plan and not the floor plan. 9. Floor plans layout and furniture plans are for indicative purposes.

BUILDING TYPE 3 - ENTRANCE C

2 BEDROOM

Gross Area: 126 m²
 Typical Floor
 Unit . 32



DISCLAIMER:
 1. All room dimensions are measured internally and exclude wall finishes and construction tolerance.2. All dimensions have been provided by our consultant architect.
 3. All material, dimensions and drawings are approximate, and information is subject to change without notice. 4. Reserving the right to make minor alterations to the drawings of 5% added or deducted from areas & values. 5. Drawing areas are not to scale. 6. The developer reserves the right to make revisions. 7. Actual unit areas, windows, porches, terraces, and exterior trim detail may vary by elevation style. 8. The unit orientation will be shown in the master plan and not the floor plan. 9. Floor plans layout and furniture plans are for indicative purposes.

BUILDING TYPE 3 - ENTRANCE C

Hills Top Villa

3+ BEDROOM

Gross Area: 234 m²

Typical Floor

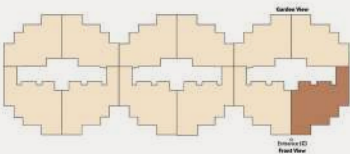
Unit . 41



Lower Floor



Upper Floor

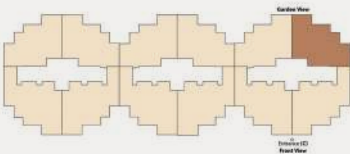


DISCLAIMER:
1. All room dimensions are measured internally and exclude wall finishes and construction tolerance.2. All dimensions have been provided by our consultant architect.
3. All material, dimensions and drawings are approximate, and information is subject to change without notice. 4. Reserving the right to make minor alterations to the drawings of 5% added or deducted from areas & values. 5. Drawing areas are not to scale. 6. The developer reserves the right to make revisions. 7. Actual unit areas, windows, porches, terraces, and exterior trim detail may vary by elevation style. 8. The unit orientation will be shown in the master plan and not the floor plan. 9. Floor plans layout and furniture plans are for indicative purposes.

BUILDING TYPE 3 - ENTRANCE C

2 BEDROOM

Gross Area: 114 m²
Typical Floor
Unit . 42/52



DISCLAIMER:
1. All room dimensions are measured internally and exclude wall finishes and construction tolerance.2. All dimensions have been provided by our consultant architect.
3. All material, dimensions and drawings are approximate, and information is subject to change without notice. 4. Reserving the right to make minor alterations to the drawings of 5% added or deducted from areas & values. 5. Drawing areas are not to scale. 6. The developer reserves the right to make revisions. 7. Actual unit areas, windows, porches, terraces, and exterior trim detail may vary by elevation style. 8. The unit orientation will be shown in the master plan and not the floor plan. 9. Floor plans layout and furniture plans are for indicative purposes.

BUILDING TYPE 4

CH

BUILDING TYPE4

FRONT



DISCLAIMER:

1. The facade may undergo small changes without prior notice. 2. Specifications, materials, and colors may be altered depending on final design and availability. 3. Actual finishes for windows, porches, terraces, loggia, and exterior trim may vary by elevation styles and floor level. 4. The facade shown is for illustrative purposes only.



DISCLAIMER:

1. The facade may undergo small changes without prior notice. 2. Specifications, materials, and colors may be altered depending on final design and availability. 3. Actual finishes for windows, porches, terraces, loggias and exterior trim may vary by elevation styles and floor level. 4. The facade shown is for illustrative purposes only.

BUILDING TYPE 4 - ENTRANCE A

Hills Garden Villa

2+ BEDROOM

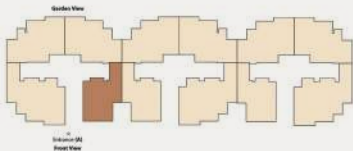
Gross Area: 179 m²

Ground Floor

Unit . 1



Ground Floor

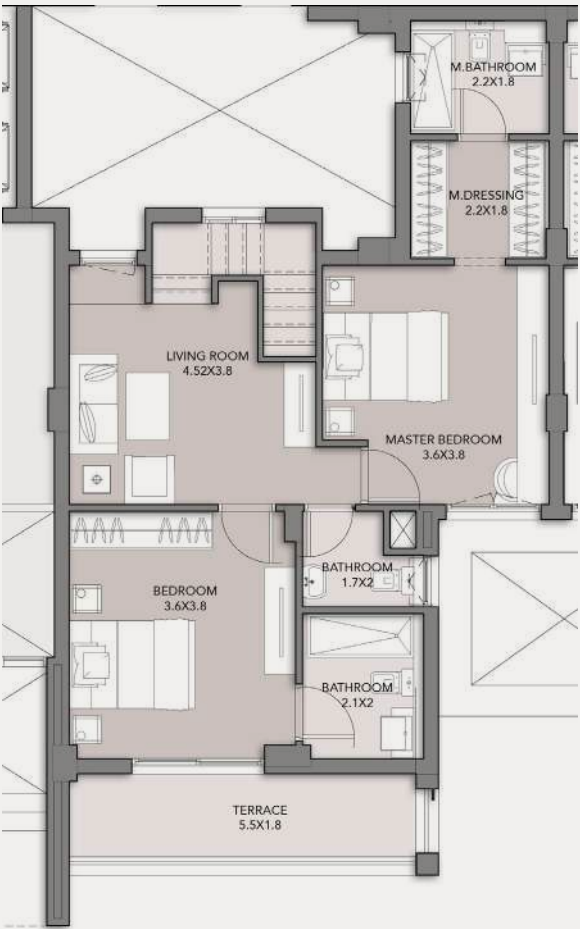


DISCLAIMER:

1. All room dimensions are measured internally and exclude wall finishes and construction tolerance.2. All dimensions have been provided by our consultant architect.
3. All material, dimensions and drawings are approximate, and information is subject to change without notice. 4. Reserving the right to make minor alterations to the drawings of 5% added or deducted from areas & values. 5. Drawing areas are not to scale. 6. The developer reserves the right to make revisions. 7. Actual unit areas, windows, porches, terraces, and exterior trim detail may vary by elevation style. 8. The unit orientation will be shown in the master plan and not the floor plan. 9. Floor plans layout and furniture plans are for indicative purposes.

BUILDING TYPE 4 - ENTRANCE A

CH



Upper Floor

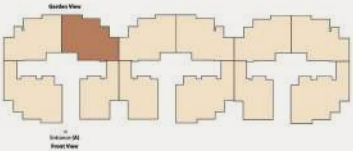
DISCLAIMER:

1. All room dimensions are measured internally and exclude wall finishes and construction tolerance.2. All dimensions have been provided by our consultant architect.
3. All material, dimensions and drawings are approximate, and information is subject to change without notice. 4. Reserving the right to make minor alterations to the drawings of 5% added or deducted from areas & values. 5. Drawing areas are not to scale. 6. The developer reserves the right to make revisions. 7. Actual unit areas, windows, porches, terraces, and exterior trim detail may vary by elevation style. 8. The unit orientation will be shown in the master plan and not the floor plan. 9. Floor plans layout and furniture plans are for indicative purposes.

BUILDING TYPE 4 - ENTRANCE A

2 BEDROOM

Gross Area: 114 m²
Ground Floor
Unit . 2

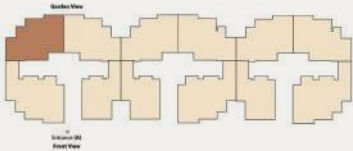


DISCLAIMER:
1. All room dimensions are measured internally and exclude wall finishes and construction tolerance.2. All dimensions have been provided by our consultant architect.
3. All material, dimensions and drawings are approximate, and information is subject to change without notice. 4. Reserving the right to make minor alterations to the drawings of 5% added or deducted from areas & values. 5. Drawing areas are not to scale. 6. The developer reserves the right to make revisions. 7. Actual unit areas, windows, porches, terraces, and exterior trim detail may vary by elevation style. 8. The unit orientation will be shown in the master plan and not the floor plan. 9. Floor plans layout and furniture plans are for indicative purposes.

BUILDING TYPE 4 - ENTRANCE A

2 BEDROOM

Gross Area: 108 m²
Ground Floor
Unit . 3

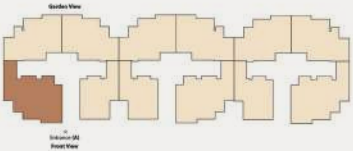


DISCLAIMER:
1. All room dimensions are measured internally and exclude wall finishes and construction tolerance.2. All dimensions have been provided by our consultant architect.
3. All material, dimensions and drawings are approximate, and information is subject to change without notice. 4. Reserving the right to make minor alterations to the drawings of 5% added or deducted from areas & values. 5. Drawing areas are not to scale. 6. The developer reserves the right to make revisions. 7. Actual unit areas, windows, porches, terraces, and exterior trim detail may vary by elevation style. 8. The unit orientation will be shown in the master plan and not the floor plan. 9. Floor plans layout and furniture plans are for indicative purposes.

BUILDING TYPE 4 - ENTRANCE A

2 BEDROOM

Gross Area: 126 m²
Ground Floor
Unit . 4

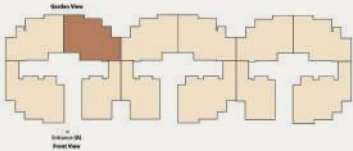
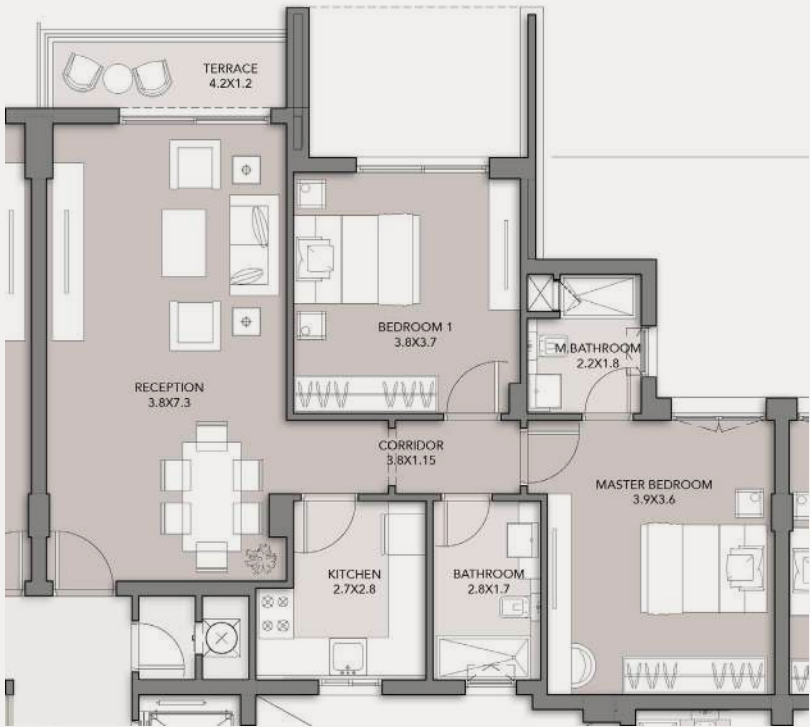


DISCLAIMER:
1. All room dimensions are measured internally and exclude wall finishes and construction tolerance.2. All dimensions have been provided by our consultant architect.
3. All material, dimensions and drawings are approximate, and information is subject to change without notice. 4. Reserving the right to make minor alterations to the drawings of 5% added or deducted from areas & values. 5. Drawing areas are not to scale. 6. The developer reserves the right to make revisions. 7. Actual unit areas, windows, porches, terraces, and exterior trim detail may vary by elevation style. 8. The unit orientation will be shown in the master plan and not the floor plan. 9. Floor plans layout and furniture plans are for indicative purposes.

BUILDING TYPE 4 - ENTRANCE A

2 BEDROOM

Gross Area: 114 m²
Typical Floor
Unit . 12

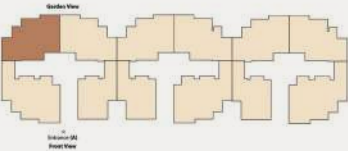


DISCLAIMER:
1. All room dimensions are measured internally and exclude wall finishes and construction tolerance.2. All dimensions have been provided by our consultant architect.
3. All material, dimensions and drawings are approximate, and information is subject to change without notice. 4. Reserving the right to make minor alterations to the drawings of 5% added or deducted from areas & values. 5. Drawing areas are not to scale. 6. The developer reserves the right to make revisions. 7. Actual unit areas, windows, porches, terraces, and exterior trim detail may vary by elevation style. 8. The unit orientation will be shown in the master plan and not the floor plan. 9. Floor plans layout and furniture plans are for indicative purposes.

BUILDING TYPE 4 - ENTRANCE A

2 BEDROOM

Gross Area: 132 m²
 Typical Floor
 Unit . 13

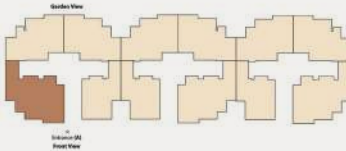


DISCLAIMER:
 1. All room dimensions are measured internally and exclude wall finishes and construction tolerance.2. All dimensions have been provided by our consultant architect.
 3. All material, dimensions and drawings are approximate, and information is subject to change without notice. 4. Reserving the right to make minor alterations to the drawings of 5% added or deducted from areas & values. 5. Drawing areas are not to scale. 6. The developer reserves the right to make revisions. 7. Actual unit areas, windows, porches, terraces, and exterior trim detail may vary by elevation style. 8. The unit orientation will be shown in the master plan and not the floor plan. 9. Floor plans layout and furniture plans are for indicative purposes.

BUILDING TYPE 4 - ENTRANCE A

2 BEDROOM

Gross Area: 145 m²
 Typical Floor
 Unit . 14

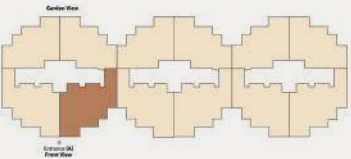


DISCLAIMER:
 1. All room dimensions are measured internally and exclude wall finishes and construction tolerance.2. All dimensions have been provided by our consultant architect.
 3. All material, dimensions and drawings are approximate, and information is subject to change without notice. 4. Reserving the right to make minor alterations to the drawings of 5% added or deducted from areas & values. 5. Drawing areas are not to scale. 6. The developer reserves the right to make revisions. 7. Actual unit areas, windows, porches, terraces, and exterior trim detail may vary by elevation style. 8. The unit orientation will be shown in the master plan and not the floor plan. 9. Floor plans layout and furniture plans are for indicative purposes.

BUILDING TYPE 4 - ENTRANCE A

2 BEDROOM

Gross Area: 129-130 m²
 Typical Floor
 Unit . 21/31/41/51

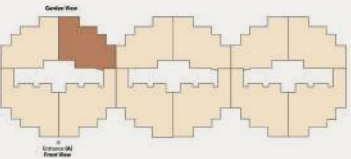


DISCLAIMER:
 1. All room dimensions are measured internally and exclude wall finishes and construction tolerance.2. All dimensions have been provided by our consultant architect.
 3. All material, dimensions and drawings are approximate, and information is subject to change without notice. 4. Reserving the right to make minor alterations to the drawings of 5% added or deducted from areas & values. 5. Drawing areas are not to scale. 6. The developer reserves the right to make revisions. 7. Actual unit areas, windows, porches, terraces, and exterior trim detail may vary by elevation style. 8. The unit orientation will be shown in the master plan and not the floor plan. 9. Floor plans layout and furniture plans are for indicative purposes.

BUILDING TYPE 4 - ENTRANCE A

2 BEDROOM

Gross Area: 113-114 m²
 Typical Floor
 Unit . 22/32/42/52

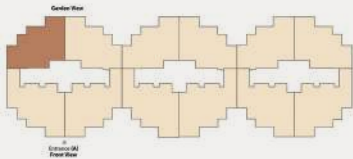


DISCLAIMER:
 1. All room dimensions are measured internally and exclude wall finishes and construction tolerance.2. All dimensions have been provided by our consultant architect.
 3. All material, dimensions and drawings are approximate, and information is subject to change without notice. 4. Reserving the right to make minor alterations to the drawings of 5% added or deducted from areas & values. 5. Drawing areas are not to scale. 6. The developer reserves the right to make revisions. 7. Actual unit areas, windows, porches, terraces, and exterior trim detail may vary by elevation style. 8. The unit orientation will be shown in the master plan and not the floor plan. 9. Floor plans layout and furniture plans are for indicative purposes.

BUILDING TYPE 4 - ENTRANCE A

2 BEDROOM

Gross Area: 120 m²
 Typical Floor
 Unit . 23

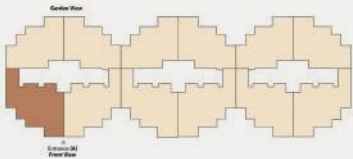
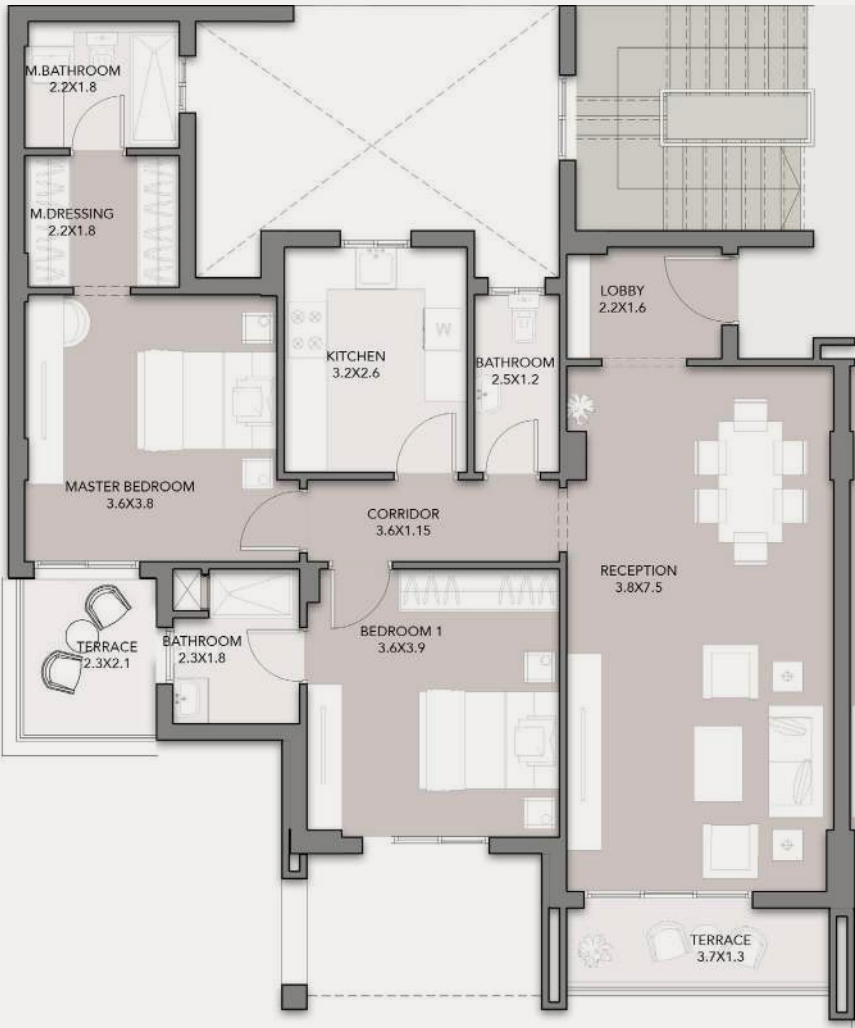


DISCLAIMER:
 1. All room dimensions are measured internally and exclude wall finishes and construction tolerance.2. All dimensions have been provided by our consultant architect.
 3. All material, dimensions and drawings are approximate, and information is subject to change without notice. 4. Reserving the right to make minor alterations to the drawings of 5% added or deducted from areas & values. 5. Drawing areas are not to scale. 6. The developer reserves the right to make revisions. 7. Actual unit areas, windows, porches, terraces, and exterior trim detail may vary by elevation style. 8. The unit orientation will be shown in the master plan and not the floor plan. 9. Floor plans layout and furniture plans are for indicative purposes.

BUILDING TYPE 4 - ENTRANCE A

2 BEDROOM

Gross Area: 137 m²
 Typical Floor
 Unit . 24

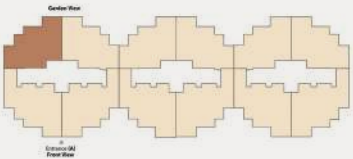
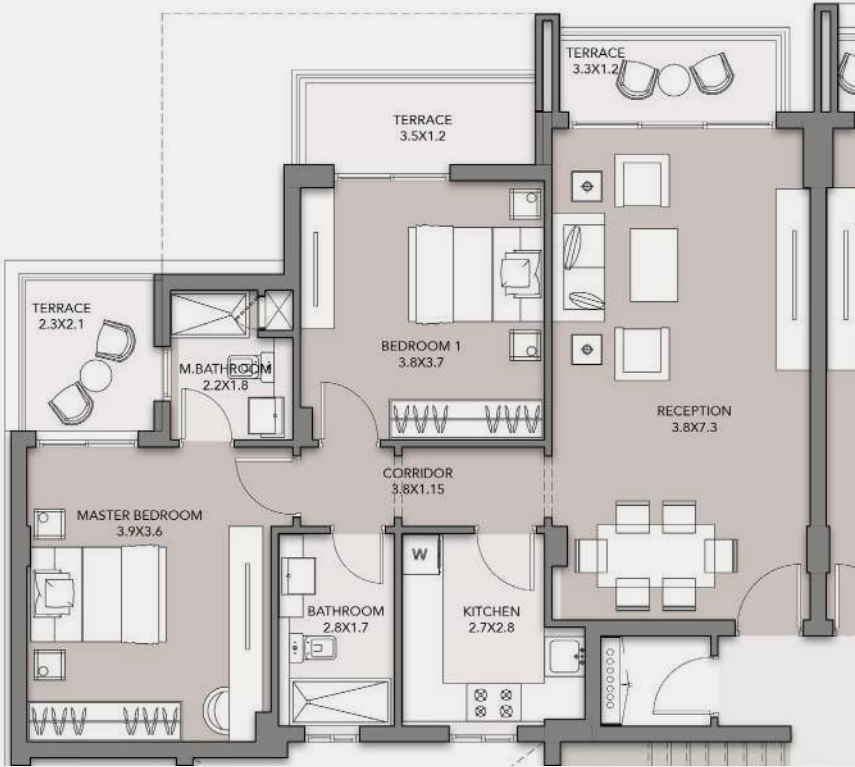


DISCLAIMER:
 1. All room dimensions are measured internally and exclude wall finishes and construction tolerance.2. All dimensions have been provided by our consultant architect.
 3. All material, dimensions and drawings are approximate, and information is subject to change without notice. 4. Reserving the right to make minor alterations to the drawings of 5% added or deducted from areas & values. 5. Drawing areas are not to scale. 6. The developer reserves the right to make revisions. 7. Actual unit areas, windows, porches, terraces, and exterior trim detail may vary by elevation style. 8. The unit orientation will be shown in the master plan and not the floor plan. 9. Floor plans layout and furniture plans are for indicative purposes.

BUILDING TYPE 4 - ENTRANCE A

2 BEDROOM

Gross Area: 127 m²
 Typical Floor
 Unit . 33

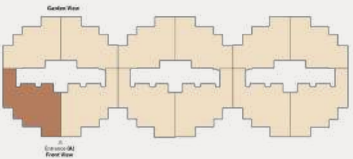
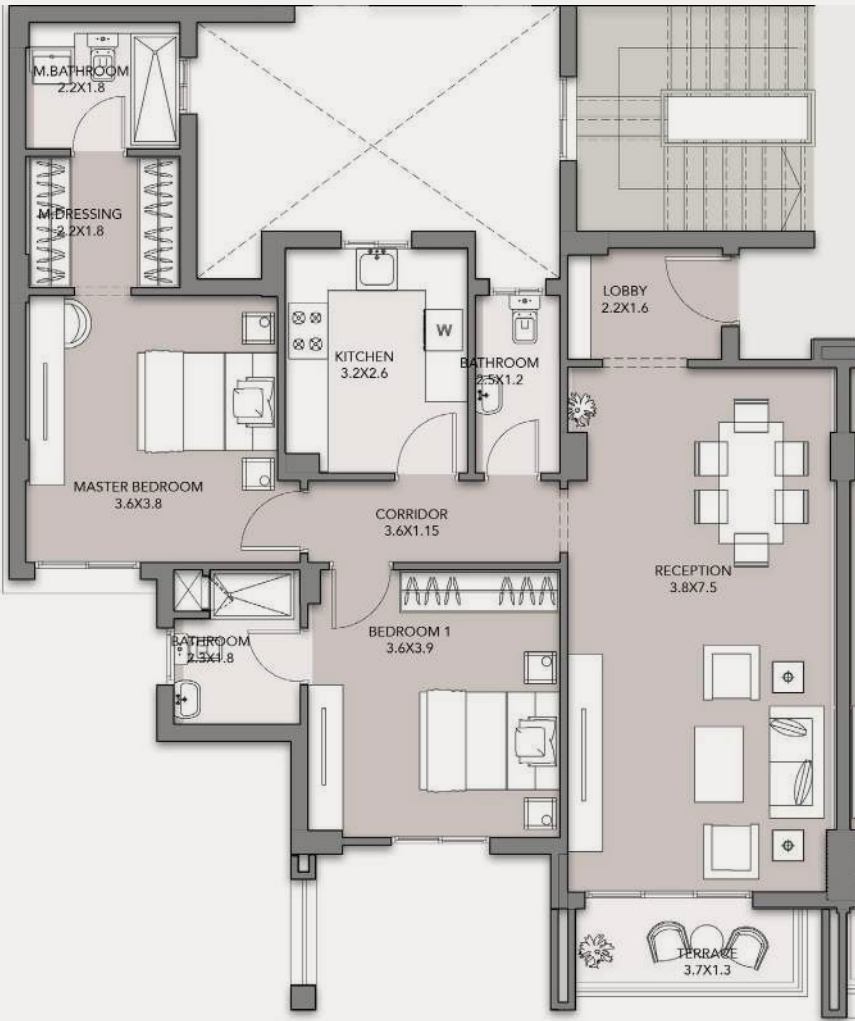


DISCLAIMER:
 1. All room dimensions are measured internally and exclude wall finishes and construction tolerance.2. All dimensions have been provided by our consultant architect.
 3. All material, dimensions and drawings are approximate, and information is subject to change without notice. 4. Reserving the right to make minor alterations to the drawings of 5% added or deducted from areas & values. 5. Drawing areas are not to scale. 6. The developer reserves the right to make revisions. 7. Actual unit areas, windows, porches, terraces, and exterior trim detail may vary by elevation style. 8. The unit orientation will be shown in the master plan and not the floor plan. 9. Floor plans layout and furniture plans are for indicative purposes.

BUILDING TYPE 4 - ENTRANCE A

2 BEDROOM

Gross Area: 130 m²
 Typical Floor
 Unit . 34



DISCLAIMER:
 1. All room dimensions are measured internally and exclude wall finishes and construction tolerance.2. All dimensions have been provided by our consultant architect.
 3. All material, dimensions and drawings are approximate, and information is subject to change without notice. 4. Reserving the right to make minor alterations to the drawings of 5% added or deducted from areas & values. 5. Drawing areas are not to scale. 6. The developer reserves the right to make revisions. 7. Actual unit areas, windows, porches, terraces, and exterior trim detail may vary by elevation style. 8. The unit orientation will be shown in the master plan and not the floor plan. 9. Floor plans layout and furniture plans are for indicative purposes.

BUILDING TYPE 4 - ENTRANCE A

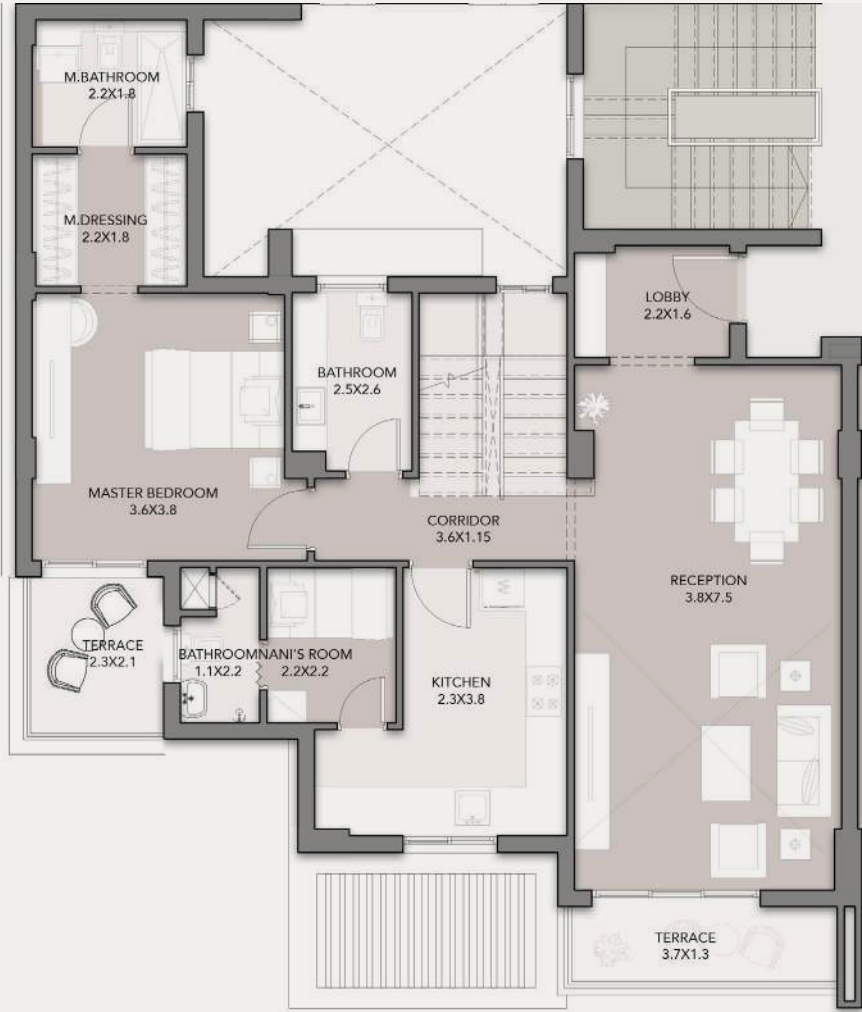
Hills Top Villa

3+ BEDROOM

Gross Area: 236 m²

Typical Floor

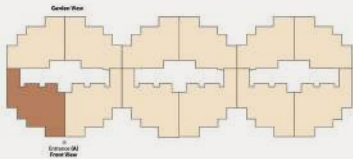
Unit . 44



Lower Floor



Upper Floor



DISCLAIMER:

1. All room dimensions are measured internally and exclude wall finishes and construction tolerance.2. All dimensions have been provided by our consultant architect. 3. All material, dimensions and drawings are approximate, and information is subject to change without notice. 4. Reserving the right to make minor alterations to the drawings of 5% added or deducted from areas & values. 5. Drawing areas are not to scale. 6. The developer reserves the right to make revisions. 7. Actual unit areas, windows, porches, terraces, and exterior trim detail may vary by elevation style. 8. The unit orientation will be shown in the master plan and not the floor plan. 9. Floor plans layout and furniture plans are for indicative purposes.

BUILDING TYPE 4 - ENTRANCE A



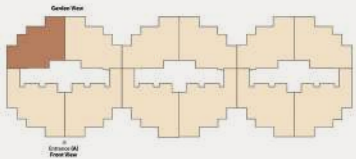
DISCLAIMER:

1. All room dimensions are measured internally and exclude wall finishes and construction tolerance.2. All dimensions have been provided by our consultant architect. 3. All material, dimensions and drawings are approximate, and information is subject to change without notice. 4. Reserving the right to make minor alterations to the drawings of 5% added or deducted from areas & values. 5. Drawing areas are not to scale. 6. The developer reserves the right to make revisions. 7. Actual unit areas, windows, porches, terraces, and exterior trim detail may vary by elevation style. 8. The unit orientation will be shown in the master plan and not the floor plan. 9. Floor plans layout and furniture plans are for indicative purposes.

BUILDING TYPE 4 - ENTRANCE A

2 BEDROOM

Gross Area: 114-116 m²
Typical Floor
Unit . 43/53

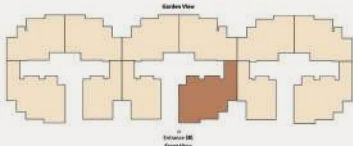


DISCLAIMER:
1. All room dimensions are measured internally and exclude wall finishes and construction tolerance.2. All dimensions have been provided by our consultant architect.
3. All material, dimensions and drawings are approximate, and information is subject to change without notice. 4. Reserving the right to make minor alterations to the drawings of 5% added or deducted from areas & values. 5. Drawing areas are not to scale. 6. The developer reserves the right to make revisions. 7. Actual unit areas, windows, porches, terraces, and exterior trim detail may vary by elevation style. 8. The unit orientation will be shown in the master plan and not the floor plan. 9. Floor plans layout and furniture plans are for indicative purposes.

BUILDING TYPE 4 - ENTRANCE B

2 BEDROOM

Gross Area: 126 m²
Ground Floor
Unit . 1

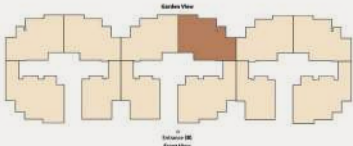


DISCLAIMER:
1. All room dimensions are measured internally and exclude wall finishes and construction tolerance.2. All dimensions have been provided by our consultant architect.
3. All material, dimensions and drawings are approximate, and information is subject to change without notice. 4. Reserving the right to make minor alterations to the drawings of 5% added or deducted from areas & values. 5. Drawing areas are not to scale. 6. The developer reserves the right to make revisions. 7. Actual unit areas, windows, porches, terraces, and exterior trim detail may vary by elevation style. 8. The unit orientation will be shown in the master plan and not the floor plan. 9. Floor plans layout and furniture plans are for indicative purposes.

BUILDING TYPE 4 - ENTRANCE B

2 BEDROOM

Gross Area: 110 m²
Ground Floor
Unit . 2



DISCLAIMER:
1. All room dimensions are measured internally and exclude wall finishes and construction tolerance.2. All dimensions have been provided by our consultant architect.
3. All material, dimensions and drawings are approximate, and information is subject to change without notice. 4. Reserving the right to make minor alterations to the drawings of 5% added or deducted from areas & values. 5. Drawing areas are not to scale. 6. The developer reserves the right to make revisions. 7. Actual unit areas, windows, porches, terraces, and exterior trim detail may vary by elevation style. 8. The unit orientation will be shown in the master plan and not the floor plan. 9. Floor plans layout and furniture plans are for indicative purposes.

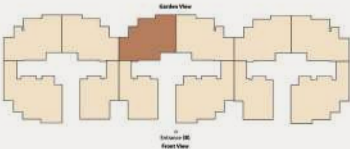
BUILDING TYPE 4 - ENTRANCE B

2 BEDROOM

Gross Area: 114 m²

Ground Floor

Unit . 3



DISCLAIMER:
1. All room dimensions are measured internally and exclude wall finishes and construction tolerance.2. All dimensions have been provided by our consultant architect.
3. All material, dimensions and drawings are approximate, and information is subject to change without notice. 4. Reserving the right to make minor alterations to the drawings of 5% added or deducted from areas & values. 5. Drawing areas are not to scale. 6. The developer reserves the right to make revisions. 7. Actual unit areas, windows, porches, terraces, and exterior trim detail may vary by elevation style. 8. The unit orientation will be shown in the master plan and not the floor plan. 9. Floor plans layout and furniture plans are for indicative purposes.

BUILDING TYPE 4 - ENTRANCE B

Hills Garden Villa

2+ BEDROOM

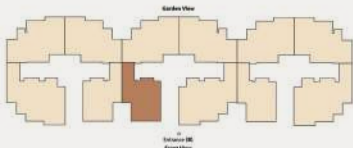
Gross Area: 179 m²

Ground Floor

Unit . 4



Ground Floor



DISCLAIMER:

1. All room dimensions are measured internally and exclude wall finishes and construction tolerance.2. All dimensions have been provided by our consultant architect.
3. All material, dimensions and drawings are approximate, and information is subject to change without notice. 4. Reserving the right to make minor alterations to the drawings of 5% added or deducted from areas & values. 5. Drawing areas are not to scale. 6. The developer reserves the right to make revisions. 7. Actual unit areas, windows, porches, terraces, and exterior trim detail may vary by elevation style. 8. The unit orientation will be shown in the master plan and not the floor plan. 9. Floor plans layout and furniture plans are for indicative purposes.

BUILDING TYPE 4 - ENTRANCE B



Upper Floor

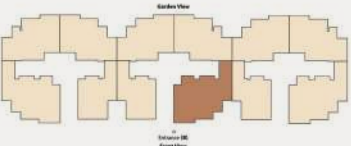
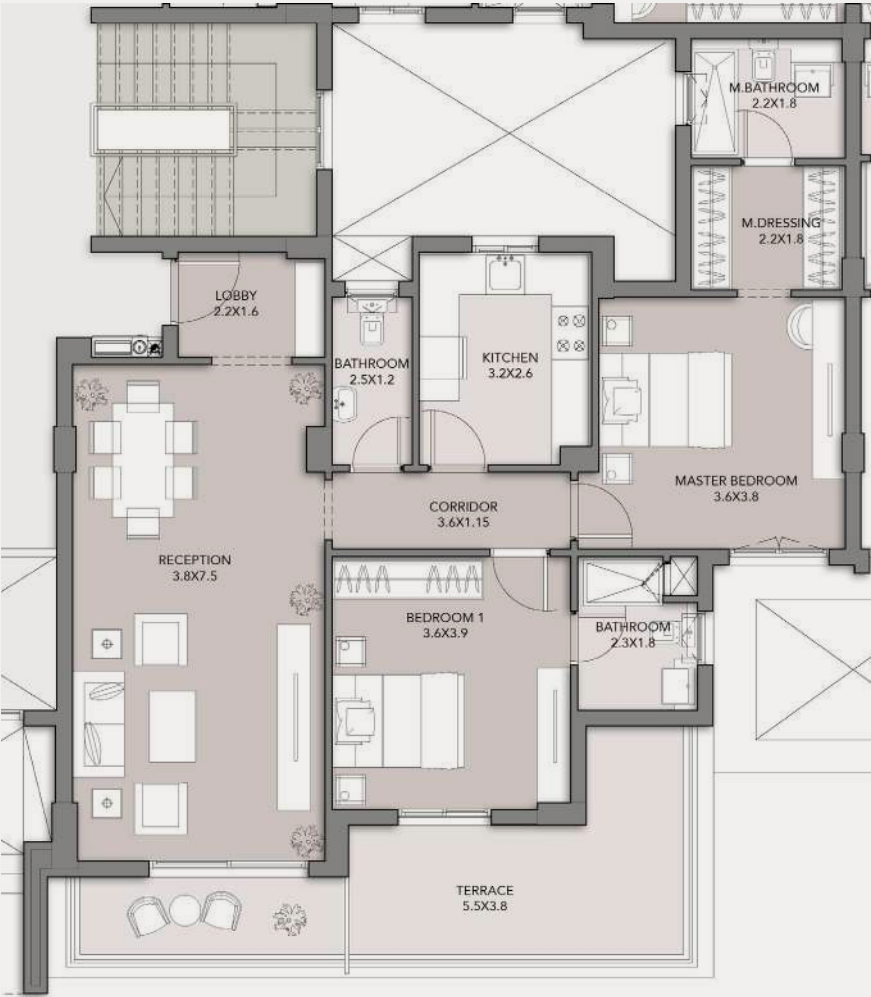
DISCLAIMER:

1. All room dimensions are measured internally and exclude wall finishes and construction tolerance.2. All dimensions have been provided by our consultant architect.
3. All material, dimensions and drawings are approximate, and information is subject to change without notice. 4. Reserving the right to make minor alterations to the drawings of 5% added or deducted from areas & values. 5. Drawing areas are not to scale. 6. The developer reserves the right to make revisions. 7. Actual unit areas, windows, porches, terraces, and exterior trim detail may vary by elevation style. 8. The unit orientation will be shown in the master plan and not the floor plan. 9. Floor plans layout and furniture plans are for indicative purposes.

BUILDING TYPE 4 - ENTRANCE B

2 BEDROOM

Gross Area: 154 m²
 Typical Floor
 Unit . 11

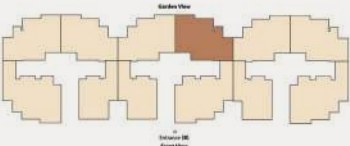
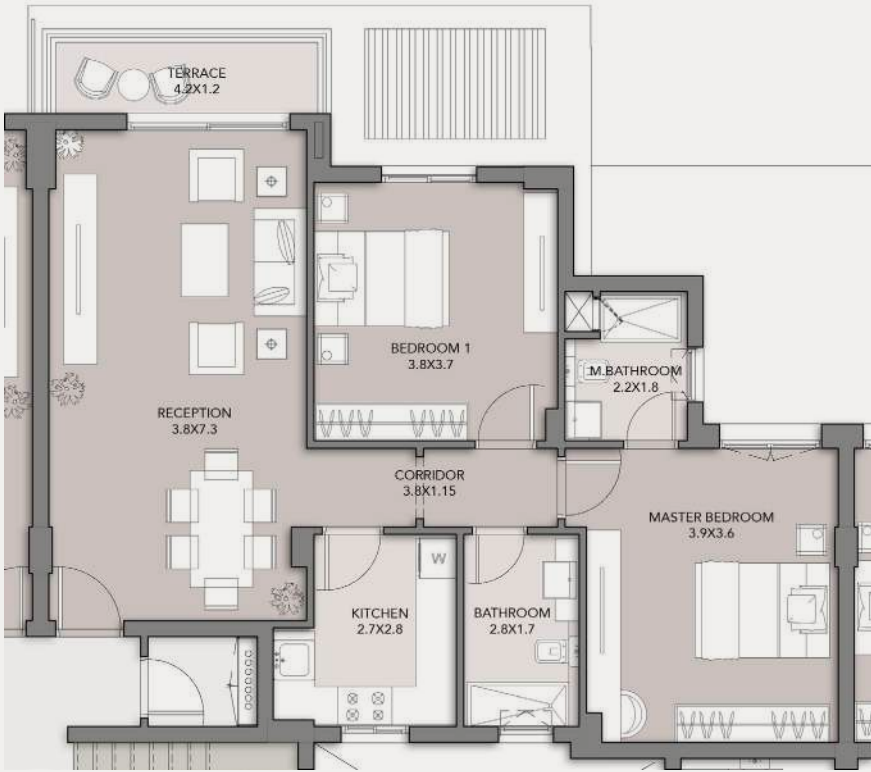


DISCLAIMER:
 1. All room dimensions are measured internally and exclude wall finishes and construction tolerance.2. All dimensions have been provided by our consultant architect.
 3. All material, dimensions and drawings are approximate, and information is subject to change without notice. 4. Reserving the right to make minor alterations to the drawings of 5% added or deducted from areas & values. 5. Drawing areas are not to scale. 6. The developer reserves the right to make revisions. 7. Actual unit areas, windows, porches, terraces, and exterior trim detail may vary by elevation style. 8. The unit orientation will be shown in the master plan and not the floor plan. 9. Floor plans layout and furniture plans are for indicative purposes.

BUILDING TYPE 4 - ENTRANCE B

2 BEDROOM

Gross Area: 117 m²
 Typical Floor
 Unit . 12

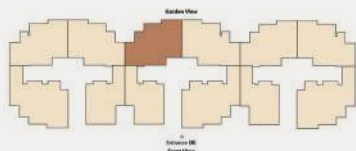


DISCLAIMER:
 1. All room dimensions are measured internally and exclude wall finishes and construction tolerance.2. All dimensions have been provided by our consultant architect.
 3. All material, dimensions and drawings are approximate, and information is subject to change without notice. 4. Reserving the right to make minor alterations to the drawings of 5% added or deducted from areas & values. 5. Drawing areas are not to scale. 6. The developer reserves the right to make revisions. 7. Actual unit areas, windows, porches, terraces, and exterior trim detail may vary by elevation style. 8. The unit orientation will be shown in the master plan and not the floor plan. 9. Floor plans layout and furniture plans are for indicative purposes.

BUILDING TYPE 4 - ENTRANCE B

2 BEDROOM

Gross Area: 123 m²
 Typical Floor
 Unit . 13

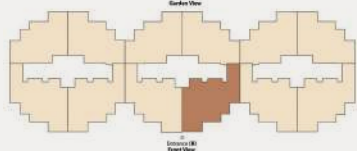


DISCLAIMER:
 1. All room dimensions are measured internally and exclude wall finishes and construction tolerance.2. All dimensions have been provided by our consultant architect.
 3. All material, dimensions and drawings are approximate, and information is subject to change without notice. 4. Reserving the right to make minor alterations to the drawings of 5% added or deducted from areas & values. 5. Drawing areas are not to scale. 6. The developer reserves the right to make revisions. 7. Actual unit areas, windows, porches, terraces, and exterior trim detail may vary by elevation style. 8. The unit orientation will be shown in the master plan and not the floor plan. 9. Floor plans layout and furniture plans are for indicative purposes.

BUILDING TYPE 4 - ENTRANCE B

2 BEDROOM

Gross Area: 139 m²
 Typical Floor
 Unit . 21

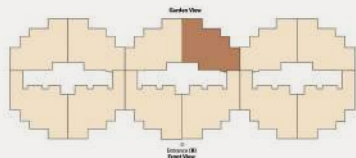


DISCLAIMER:
 1. All room dimensions are measured internally and exclude wall finishes and construction tolerance.2. All dimensions have been provided by our consultant architect.
 3. All material, dimensions and drawings are approximate, and information is subject to change without notice. 4. Reserving the right to make minor alterations to the drawings of 5% added or deducted from areas & values. 5. Drawing areas are not to scale. 6. The developer reserves the right to make revisions. 7. Actual unit areas, windows, porches, terraces, and exterior trim detail may vary by elevation style. 8. The unit orientation will be shown in the master plan and not the floor plan. 9. Floor plans layout and furniture plans are for indicative purposes.

BUILDING TYPE 4 - ENTRANCE B

2 BEDROOM

Gross Area: 113-114 m²
 Typical Floor
 Unit . 22/32/42/52



DISCLAIMER:
 1. All room dimensions are measured internally and exclude wall finishes and construction tolerance.2. All dimensions have been provided by our consultant architect.
 3. All material, dimensions and drawings are approximate, and information is subject to change without notice. 4. Reserving the right to make minor alterations to the drawings of 5% added or deducted from areas & values. 5. Drawing areas are not to scale. 6. The developer reserves the right to make revisions. 7. Actual unit areas, windows, porches, terraces, and exterior trim detail may vary by elevation style. 8. The unit orientation will be shown in the master plan and not the floor plan. 9. Floor plans layout and furniture plans are for indicative purposes.

BUILDING TYPE 4 - ENTRANCE B

2 BEDROOM

Gross Area: 113-114 m²
 Typical Floor
 Unit . 23/33/43/53

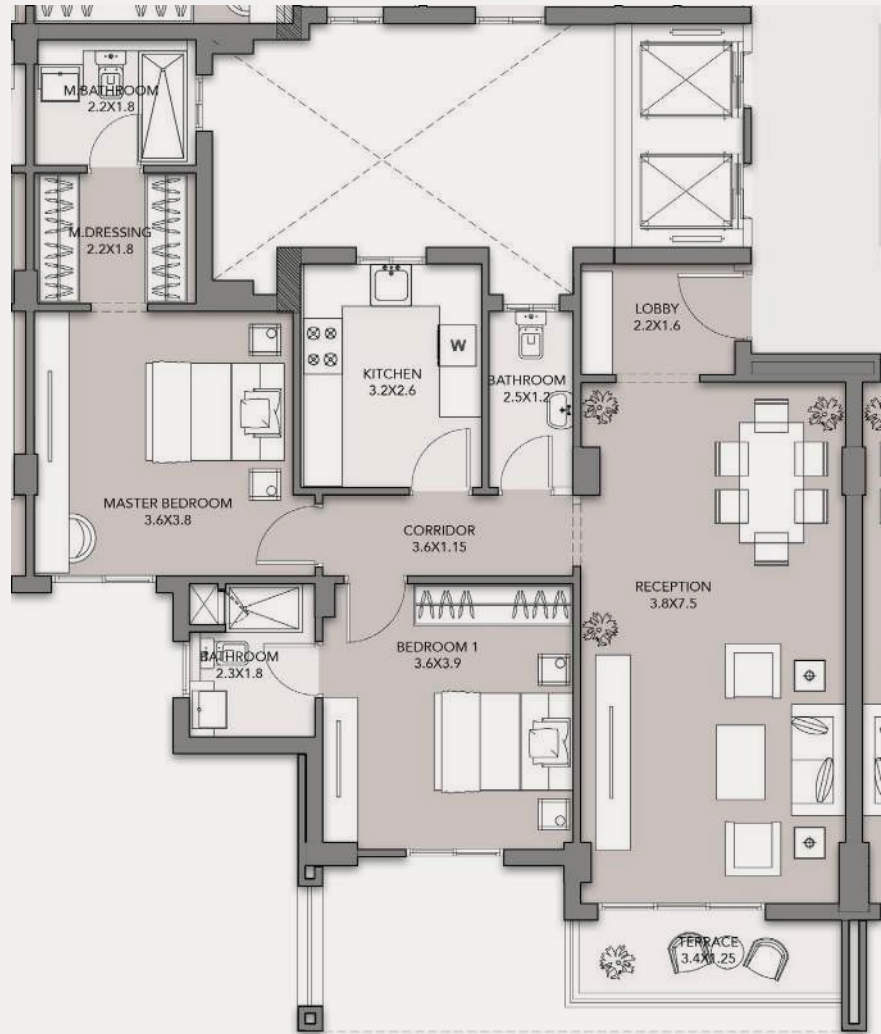


DISCLAIMER:
 1. All room dimensions are measured internally and exclude wall finishes and construction tolerance.2. All dimensions have been provided by our consultant architect.
 3. All material, dimensions and drawings are approximate, and information is subject to change without notice. 4. Reserving the right to make minor alterations to the drawings of 5% added or deducted from areas & values. 5. Drawing areas are not to scale. 6. The developer reserves the right to make revisions. 7. Actual unit areas, windows, porches, terraces, and exterior trim detail may vary by elevation style. 8. The unit orientation will be shown in the master plan and not the floor plan. 9. Floor plans layout and furniture plans are for indicative purposes.

BUILDING TYPE 4 - ENTRANCE B

2 BEDROOM

Gross Area: 131 m²
 Typical Floor
 Unit . 24/34

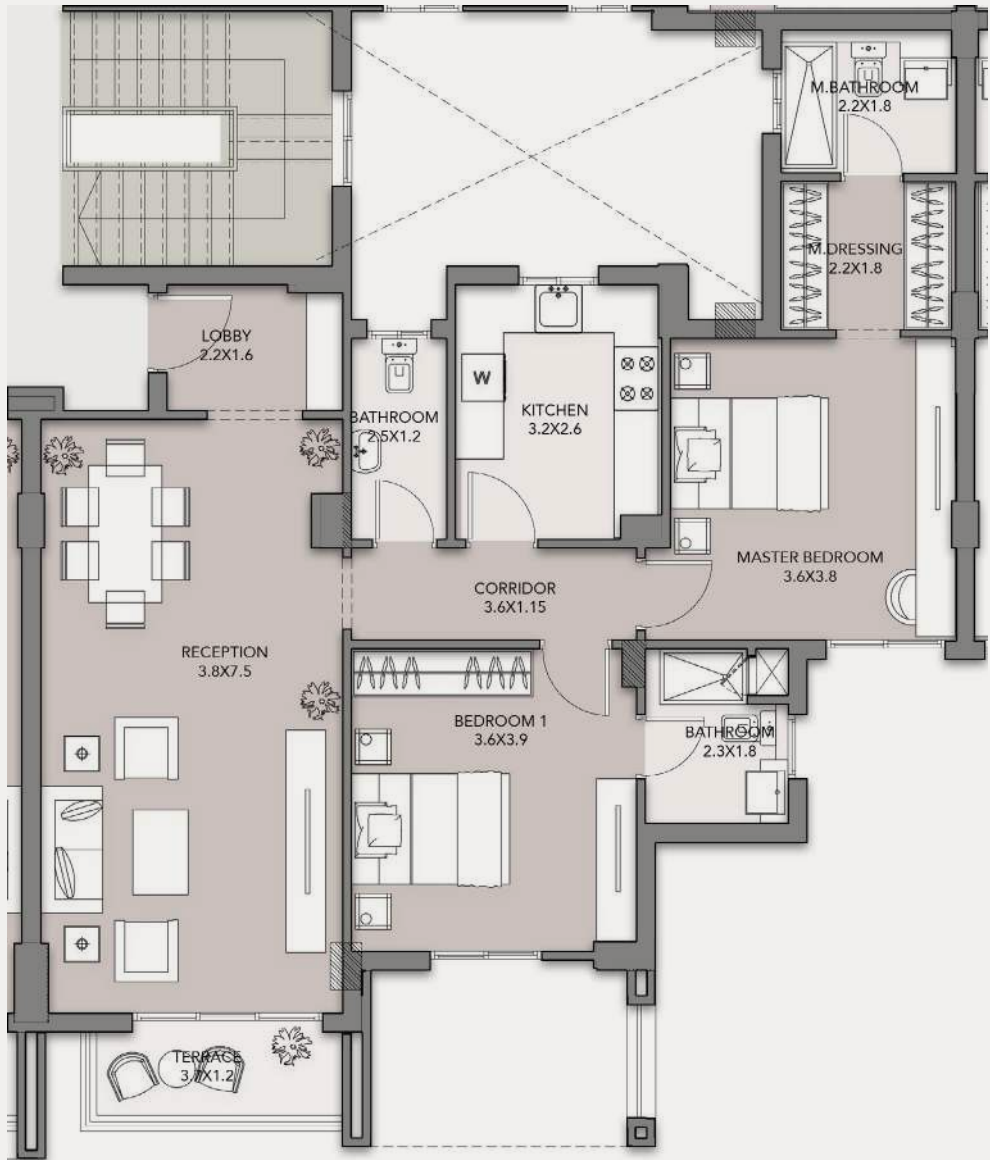


DISCLAIMER:
 1. All room dimensions are measured internally and exclude wall finishes and construction tolerance.2. All dimensions have been provided by our consultant architect.
 3. All material, dimensions and drawings are approximate, and information is subject to change without notice. 4. Reserving the right to make minor alterations to the drawings of 5% added or deducted from areas & values. 5. Drawing areas are not to scale. 6. The developer reserves the right to make revisions. 7. Actual unit areas, windows, porches, terraces, and exterior trim detail may vary by elevation style. 8. The unit orientation will be shown in the master plan and not the floor plan. 9. Floor plans layout and furniture plans are for indicative purposes.

BUILDING TYPE 4 - ENTRANCE B

2 BEDROOM

Gross Area: 129-130 m²
 Typical Floor
 Unit . 31/41/51



DISCLAIMER:
 1. All room dimensions are measured internally and exclude wall finishes and construction tolerance.2. All dimensions have been provided by our consultant architect.
 3. All material, dimensions and drawings are approximate, and information is subject to change without notice. 4. Reserving the right to make minor alterations to the drawings of 5% added or deducted from areas & values. 5. Drawing areas are not to scale. 6. The developer reserves the right to make revisions. 7. Actual unit areas, windows, porches, terraces, and exterior trim detail may vary by elevation style. 8. The unit orientation will be shown in the master plan and not the floor plan. 9. Floor plans layout and furniture plans are for indicative purposes.

BUILDING TYPE 4 - ENTRANCE B

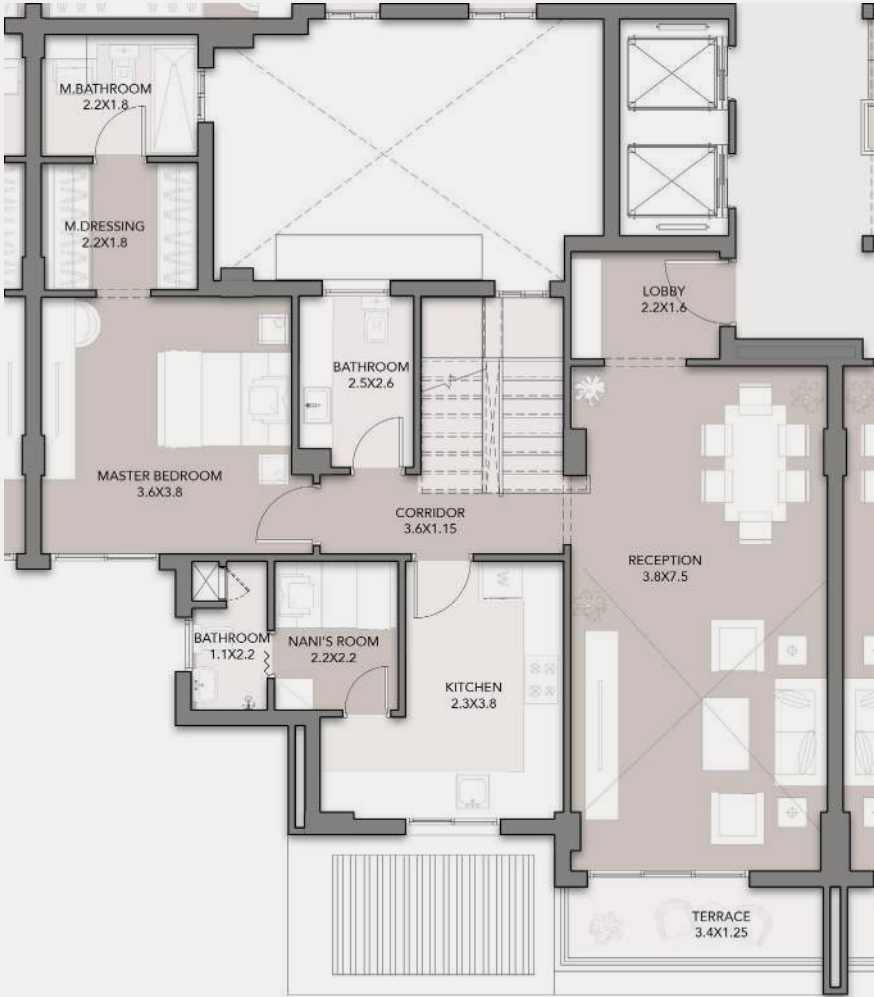
Hills Top Villa

3+ BEDROOM

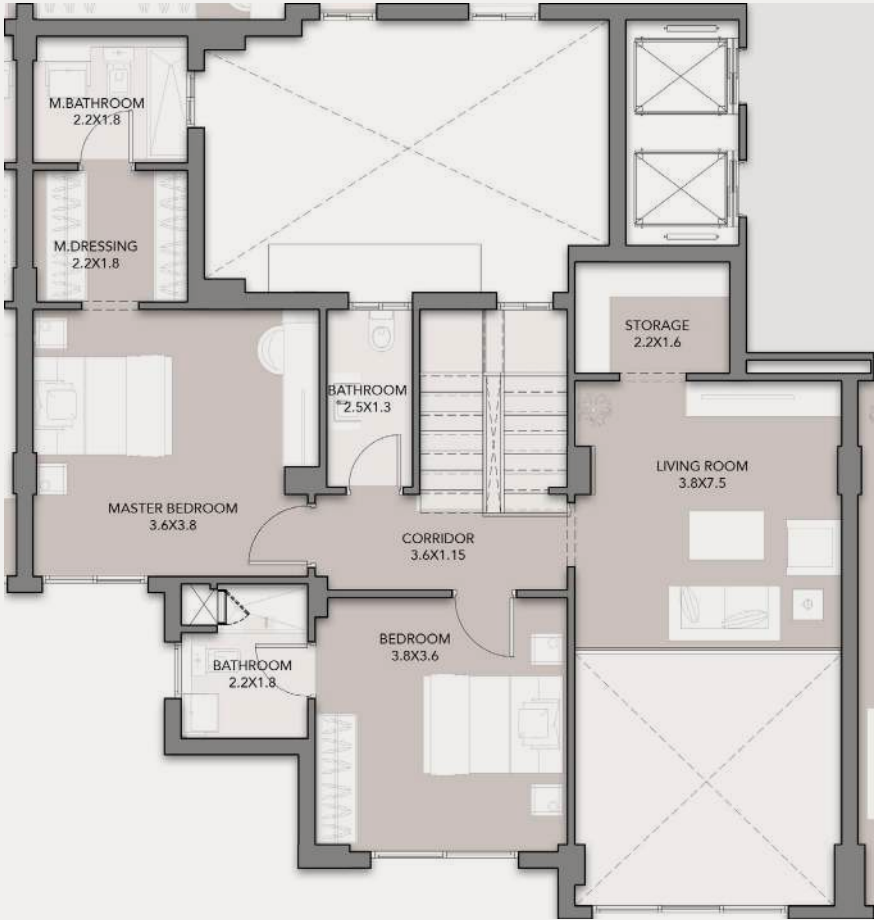
Gross Area: 230 m²

Typical Floor

Unit . 44



Lower Floor



Upper Floor



DISCLAIMER:

1. All room dimensions are measured internally and exclude wall finishes and construction tolerance.2. All dimensions have been provided by our consultant architect. 3. All material, dimensions and drawings are approximate, and information is subject to change without notice. 4. Reserving the right to make minor alterations to the drawings of 5% added or deducted from areas & values. 5. Drawing areas are not to scale. 6. The developer reserves the right to make revisions. 7. Actual unit areas, windows, porches, terraces, and exterior trim detail may vary by elevation style. 8. The unit orientation will be shown in the master plan and not the floor plan. 9. Floor plans layout and furniture plans are for indicative purposes.

BUILDING TYPE 4 - ENTRANCE B



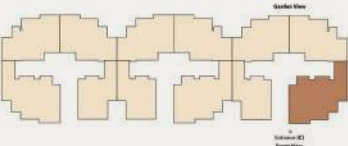
DISCLAIMER:

1. All room dimensions are measured internally and exclude wall finishes and construction tolerance.2. All dimensions have been provided by our consultant architect. 3. All material, dimensions and drawings are approximate, and information is subject to change without notice. 4. Reserving the right to make minor alterations to the drawings of 5% added or deducted from areas & values. 5. Drawing areas are not to scale. 6. The developer reserves the right to make revisions. 7. Actual unit areas, windows, porches, terraces, and exterior trim detail may vary by elevation style. 8. The unit orientation will be shown in the master plan and not the floor plan. 9. Floor plans layout and furniture plans are for indicative purposes.

BUILDING TYPE 4 - ENTRANCE C

2 BEDROOM

Gross Area: 126 m²
 Ground Floor
 Unit. 1

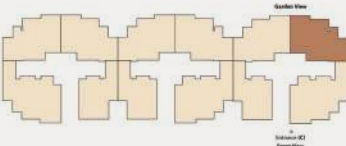


DISCLAIMER:
 1. All room dimensions are measured internally and exclude wall finishes and construction tolerance.2. All dimensions have been provided by our consultant architect.
 3. All material, dimensions and drawings are approximate, and information is subject to change without notice. 4. Reserving the right to make minor alterations to the drawings of 5% added or deducted from areas & values. 5. Drawing areas are not to scale. 6. The developer reserves the right to make revisions. 7. Actual unit areas, windows, porches, terraces, and exterior trim detail may vary by elevation style. 8. The unit orientation will be shown in the master plan and not the floor plan. 9. Floor plans layout and furniture plans are for indicative purposes.

BUILDING TYPE 4 - ENTRANCE C

2 BEDROOM

Gross Area: 108 m²
 Ground Floor
 Unit. 2

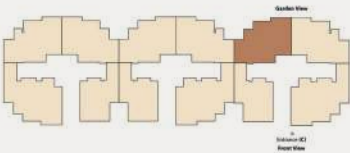


DISCLAIMER:
 1. All room dimensions are measured internally and exclude wall finishes and construction tolerance.2. All dimensions have been provided by our consultant architect.
 3. All material, dimensions and drawings are approximate, and information is subject to change without notice. 4. Reserving the right to make minor alterations to the drawings of 5% added or deducted from areas & values. 5. Drawing areas are not to scale. 6. The developer reserves the right to make revisions. 7. Actual unit areas, windows, porches, terraces, and exterior trim detail may vary by elevation style. 8. The unit orientation will be shown in the master plan and not the floor plan. 9. Floor plans layout and furniture plans are for indicative purposes.

BUILDING TYPE 4 - ENTRANCE C

2 BEDROOM

Gross Area: 114 m²
Ground Floor
Unit . 3



DISCLAIMER:
1. All room dimensions are measured internally and exclude wall finishes and construction tolerance.2. All dimensions have been provided by our consultant architect.
3. All material, dimensions and drawings are approximate, and information is subject to change without notice. 4. Reserving the right to make minor alterations to the drawings of 5% added or deducted from areas & values. 5. Drawing areas are not to scale. 6. The developer reserves the right to make revisions. 7. Actual unit areas, windows, porches, terraces, and exterior trim detail may vary by elevation style. 8. The unit orientation will be shown in the master plan and not the floor plan. 9. Floor plans layout and furniture plans are for indicative purposes.

BUILDING TYPE 4 - ENTRANCE C

Hills Garden Villa

2+ BEDROOM

Gross Area: 179 m²

Ground Floor

Unit . 4



Ground Floor



DISCLAIMER:

1. All room dimensions are measured internally and exclude wall finishes and construction tolerance.2. All dimensions have been provided by our consultant architect.
3. All material, dimensions and drawings are approximate, and information is subject to change without notice. 4. Reserving the right to make minor alterations to the drawings of 5% added or deducted from areas & values. 5. Drawing areas are not to scale. 6. The developer reserves the right to make revisions. 7. Actual unit areas, windows, porches, terraces, and exterior trim detail may vary by elevation style. 8. The unit orientation will be shown in the master plan and not the floor plan. 9. Floor plans layout and furniture plans are for indicative purposes.

BUILDING TYPE 4 - ENTRANCE C



Upper Floor

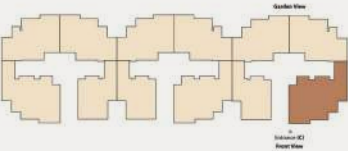
DISCLAIMER:

1. All room dimensions are measured internally and exclude wall finishes and construction tolerance.2. All dimensions have been provided by our consultant architect.
3. All material, dimensions and drawings are approximate, and information is subject to change without notice. 4. Reserving the right to make minor alterations to the drawings of 5% added or deducted from areas & values. 5. Drawing areas are not to scale. 6. The developer reserves the right to make revisions. 7. Actual unit areas, windows, porches, terraces, and exterior trim detail may vary by elevation style. 8. The unit orientation will be shown in the master plan and not the floor plan. 9. Floor plans layout and furniture plans are for indicative purposes.

BUILDING TYPE 4 - ENTRANCE C

2 BEDROOM

Gross Area: 153 m²
 Typical Floor
 Unit . 11

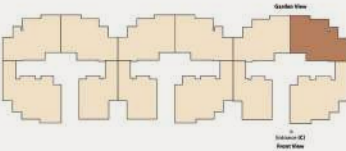


DISCLAIMER:
 1. All room dimensions are measured internally and exclude wall finishes and construction tolerance.2. All dimensions have been provided by our consultant architect.
 3. All material, dimensions and drawings are approximate, and information is subject to change without notice. 4. Reserving the right to make minor alterations to the drawings of 5% added or deducted from areas & values. 5. Drawing areas are not to scale. 6. The developer reserves the right to make revisions. 7. Actual unit areas, windows, porches, terraces, and exterior trim detail may vary by elevation style. 8. The unit orientation will be shown in the master plan and not the floor plan. 9. Floor plans layout and furniture plans are for indicative purposes.

BUILDING TYPE 4 - ENTRANCE C

2 BEDROOM

Gross Area: 124 m²
 Typical Floor
 Unit . 12

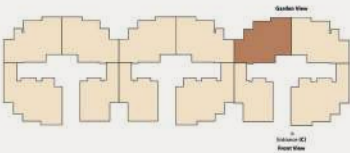


DISCLAIMER:
 1. All room dimensions are measured internally and exclude wall finishes and construction tolerance.2. All dimensions have been provided by our consultant architect.
 3. All material, dimensions and drawings are approximate, and information is subject to change without notice. 4. Reserving the right to make minor alterations to the drawings of 5% added or deducted from areas & values. 5. Drawing areas are not to scale. 6. The developer reserves the right to make revisions. 7. Actual unit areas, windows, porches, terraces, and exterior trim detail may vary by elevation style. 8. The unit orientation will be shown in the master plan and not the floor plan. 9. Floor plans layout and furniture plans are for indicative purposes.

BUILDING TYPE 4 - ENTRANCE C

2 BEDROOM

Gross Area: 114 m²
 Typical Floor
 Unit . 13

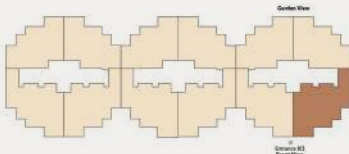


DISCLAIMER:
 1. All room dimensions are measured internally and exclude wall finishes and construction tolerance.2. All dimensions have been provided by our consultant architect.
 3. All material, dimensions and drawings are approximate, and information is subject to change without notice. 4. Reserving the right to make minor alterations to the drawings of 5% added or deducted from areas & values. 5. Drawing areas are not to scale. 6. The developer reserves the right to make revisions. 7. Actual unit areas, windows, porches, terraces, and exterior trim detail may vary by elevation style. 8. The unit orientation will be shown in the master plan and not the floor plan. 9. Floor plans layout and furniture plans are for indicative purposes.

BUILDING TYPE 4 - ENTRANCE C

2 BEDROOM

Gross Area: 136 m²
 Typical Floor
 Unit . 21

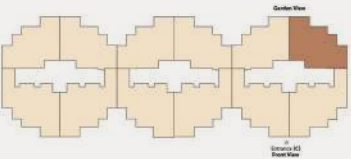


DISCLAIMER:
 1. All room dimensions are measured internally and exclude wall finishes and construction tolerance.2. All dimensions have been provided by our consultant architect.
 3. All material, dimensions and drawings are approximate, and information is subject to change without notice. 4. Reserving the right to make minor alterations to the drawings of 5% added or deducted from areas & values. 5. Drawing areas are not to scale. 6. The developer reserves the right to make revisions. 7. Actual unit areas, windows, porches, terraces, and exterior trim detail may vary by elevation style. 8. The unit orientation will be shown in the master plan and not the floor plan. 9. Floor plans layout and furniture plans are for indicative purposes.

BUILDING TYPE 4 - ENTRANCE C

2 BEDROOM

Gross Area: 120-122 m²
 Typical Floor
 Unit . 22/42

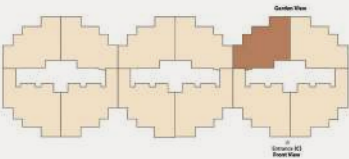


DISCLAIMER:
 1. All room dimensions are measured internally and exclude wall finishes and construction tolerance.2. All dimensions have been provided by our consultant architect.
 3. All material, dimensions and drawings are approximate, and information is subject to change without notice. 4. Reserving the right to make minor alterations to the drawings of 5% added or deducted from areas & values. 5. Drawing areas are not to scale. 6. The developer reserves the right to make revisions. 7. Actual unit areas, windows, porches, terraces, and exterior trim detail may vary by elevation style. 8. The unit orientation will be shown in the master plan and not the floor plan. 9. Floor plans layout and furniture plans are for indicative purposes.

BUILDING TYPE 4 - ENTRANCE C

2 BEDROOM

Gross Area: 114 m²
 Typical Floor
 Unit . 23/33/43/53

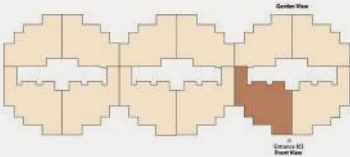


DISCLAIMER:
 1. All room dimensions are measured internally and exclude wall finishes and construction tolerance.2. All dimensions have been provided by our consultant architect.
 3. All material, dimensions and drawings are approximate, and information is subject to change without notice. 4. Reserving the right to make minor alterations to the drawings of 5% added or deducted from areas & values. 5. Drawing areas are not to scale. 6. The developer reserves the right to make revisions. 7. Actual unit areas, windows, porches, terraces, and exterior trim detail may vary by elevation style. 8. The unit orientation will be shown in the master plan and not the floor plan. 9. Floor plans layout and furniture plans are for indicative purposes.

BUILDING TYPE 4 - ENTRANCE C

2 BEDROOM

Gross Area: 129-131 m²
 Typical Floor
 Unit . 24/34/44/54



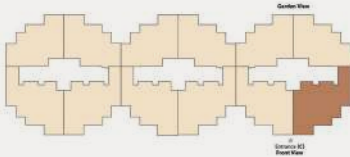
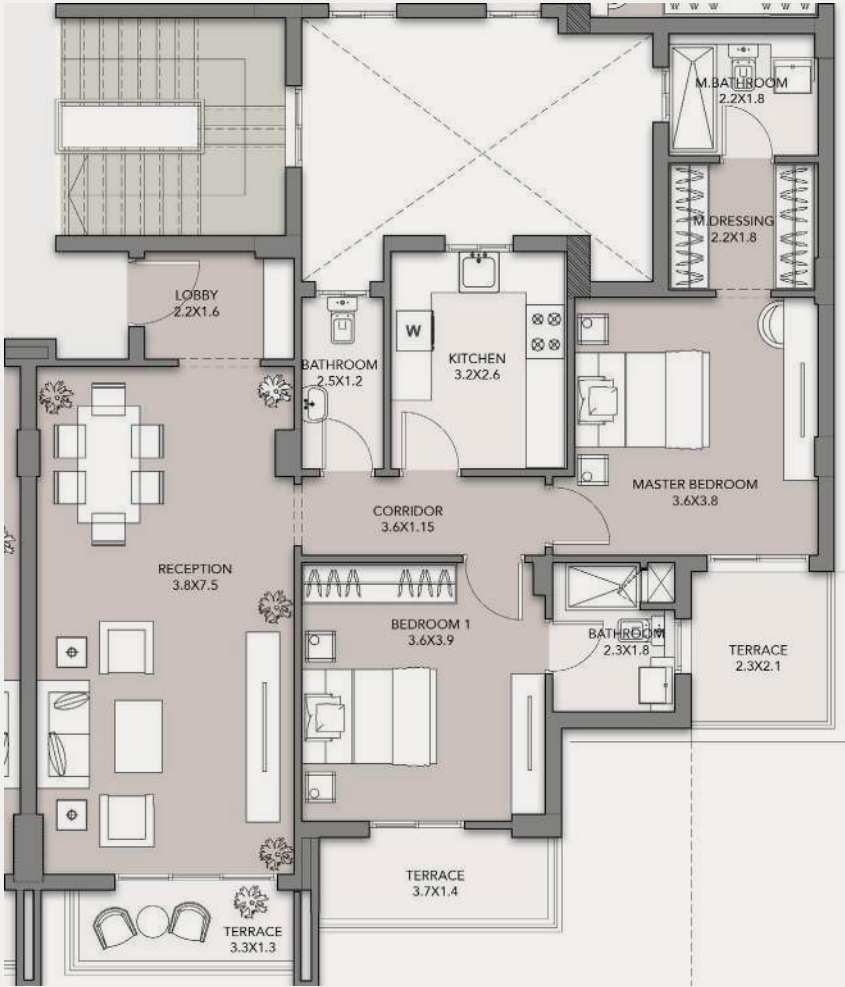
DISCLAIMER:

1. All room dimensions are measured internally and exclude wall finishes and construction tolerance.2. All dimensions have been provided by our consultant architect.
 3. All material, dimensions and drawings are approximate, and information is subject to change without notice. 4. Reserving the right to make minor alterations to the drawings of 5% added or deducted from areas & values. 5. Drawing areas are not to scale. 6. The developer reserves the right to make revisions. 7. Actual unit areas, windows, porches, terraces, and exterior trim detail may vary by elevation style. 8. The unit orientation will be shown in the master plan and not the floor plan. 9. Floor plans layout and furniture plans are for indicative purposes.

BUILDING TYPE 4 - ENTRANCE C

2 BEDROOM

Gross Area: 142 m²
 Typical Floor
 Unit . 31



DISCLAIMER:

1. All room dimensions are measured internally and exclude wall finishes and construction tolerance.2. All dimensions have been provided by our consultant architect.
 3. All material, dimensions and drawings are approximate, and information is subject to change without notice. 4. Reserving the right to make minor alterations to the drawings of 5% added or deducted from areas & values. 5. Drawing areas are not to scale. 6. The developer reserves the right to make revisions. 7. Actual unit areas, windows, porches, terraces, and exterior trim detail may vary by elevation style. 8. The unit orientation will be shown in the master plan and not the floor plan. 9. Floor plans layout and furniture plans are for indicative purposes.

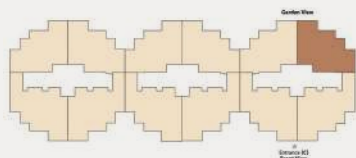
BUILDING TYPE 3 - ENTRANCE C

2 BEDROOM

Gross Area: 114 m²

Typical Floor

Unit . 32/52



DISCLAIMER:

1.All room dimensions are measured to structural elements and exclude wall finishes and construction tolerance. 2. All dimensions have been provided by our consultant architect. 3. All material, dimensions and drawings are approximate, and information is subject to change without notice. 4. Reserving the right to make minor alterations to the drawings of 5% added or deducted from areas & values. 5. Drawing areas are not to scale. 6. The developer reserves the right to make revisions. 7. Actual unit areas, windows, porches, terraces, and exterior trim detail may vary by elevation style. 8.The unit orientation will be shown in the master plan and not the floor plan. 9. Floor plans layout and furniture plans are for indicative purposes.

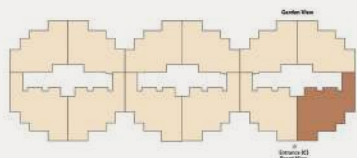
BUILDING TYPE 3 - ENTRANCE C

2 BEDROOM

Gross Area: 130-131 m²

Typical Floor

Unit . 41/51



DISCLAIMER:

1. All room dimensions are measured internally and exclude wall finishes and construction tolerance. 2. All dimensions have been provided by our consultant architect. 3. All material, dimensions and drawings are approximate, and information is subject to change without notice. 4. Reserving the right to make minor alterations to the drawings of 5% added or deducted from areas & values. 5. Drawing areas are not to scale. 6. The developer reserves the right to make revisions. 7. Actual unit areas, windows, porches, terraces, and exterior trim detail may vary by elevation style. 8. The unit orientation will be shown in the master plan and not the floor plan. 9. Floor plans layout and furniture plans are for indicative purposes.

BUILDING TYPE 5



BUILDING TYPE5

FRONT



DISCLAIMER:

1. The façade may undergo small changes without prior notice. 2. Specifications, materials, and colors may be altered depending on final design and availability. 3. Actual finishes for windows, porches, terraces, loggia, and exterior trim may vary by elevation styles and floor level. 4. The façade shown is for illustrative purposes only.



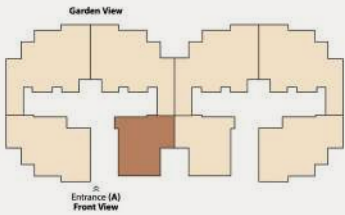
DISCLAIMER:

1. The façade may undergo small changes without prior notice. 2. Specifications, materials, and colors may be altered depending on final design and availability. 3. Actual finishes for windows, porches, terraces, loggia, and exterior trim may vary by elevation styles and floor level. 4. The façade shown is for illustrative purposes only.

BUILDING TYPE 5 - ENTRANCE A

2 BEDROOM

Gross Area: 101 m²
Ground Floor
Unit . 1

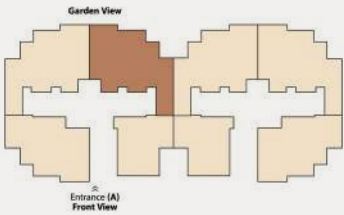


DISCLAIMER:
1. All room dimensions are measured internally and exclude wall finishes and construction tolerance.2. All dimensions have been provided by our consultant architect.
3. All material, dimensions and drawings are approximate, and information is subject to change without notice. 4. Reserving the right to make minor alterations to the drawings of 5% added or deducted from areas & values. 5. Drawing areas are not to scale. 6. The developer reserves the right to make revisions. 7. Actual unit areas, windows, porches, terraces, and exterior trim detail may vary by elevation style. 8. The unit orientation will be shown in the master plan and not the floor plan. 9. Floor plans layout and furniture plans are for indicative purposes.

BUILDING TYPE 5 - ENTRANCE A

3 BEDROOM

Gross Area: 142 m²
Ground Floor
Unit . 2

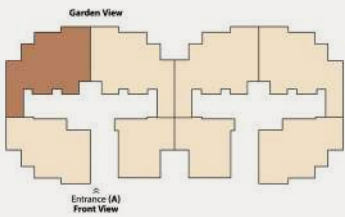


DISCLAIMER:
1. All room dimensions are measured internally and exclude wall finishes and construction tolerance.2. All dimensions have been provided by our consultant architect.
3. All material, dimensions and drawings are approximate, and information is subject to change without notice. 4. Reserving the right to make minor alterations to the drawings of 5% added or deducted from areas & values. 5. Drawing areas are not to scale. 6. The developer reserves the right to make revisions. 7. Actual unit areas, windows, porches, terraces, and exterior trim detail may vary by elevation style. 8. The unit orientation will be shown in the master plan and not the floor plan. 9. Floor plans layout and furniture plans are for indicative purposes.

BUILDING TYPE 5 - ENTRANCE A

3 BEDROOM

Gross Area: 147 m²
Ground Floor
Unit . 3

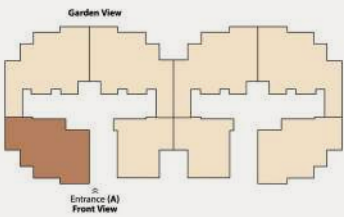
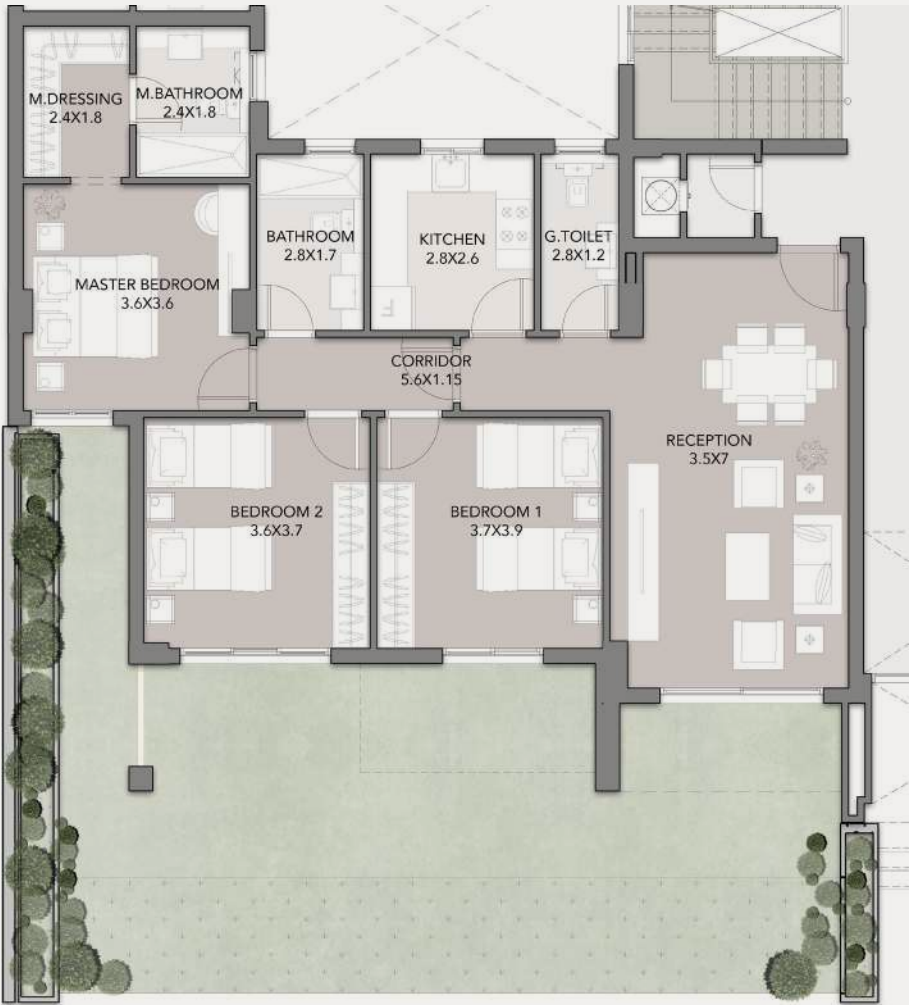


DISCLAIMER:
1. All room dimensions are measured internally and exclude wall finishes and construction tolerance.2. All dimensions have been provided by our consultant architect.
3. All material, dimensions and drawings are approximate, and information is subject to change without notice. 4. Reserving the right to make minor alterations to the drawings of 5% added or deducted from areas & values. 5. Drawing areas are not to scale. 6. The developer reserves the right to make revisions. 7. Actual unit areas, windows, porches, terraces, and exterior trim detail may vary by elevation style. 8. The unit orientation will be shown in the master plan and not the floor plan. 9. Floor plans layout and furniture plans are for indicative purposes.

BUILDING TYPE 5 - ENTRANCE A

3 BEDROOM

Gross Area: 134 m²
Ground Floor
Unit . 4

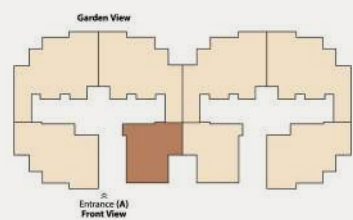


DISCLAIMER:
1. All room dimensions are measured internally and exclude wall finishes and construction tolerance.2. All dimensions have been provided by our consultant architect.
3. All material, dimensions and drawings are approximate, and information is subject to change without notice. 4. Reserving the right to make minor alterations to the drawings of 5% added or deducted from areas & values. 5. Drawing areas are not to scale. 6. The developer reserves the right to make revisions. 7. Actual unit areas, windows, porches, terraces, and exterior trim detail may vary by elevation style. 8. The unit orientation will be shown in the master plan and not the floor plan. 9. Floor plans layout and furniture plans are for indicative purposes.

BUILDING TYPE 5 - ENTRANCE A

2 BEDROOM

Gross Area: 114 m²
 Typical Floor
 Unit . 11

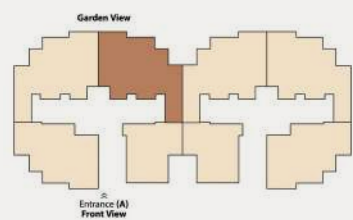


DISCLAIMER:
 1. All room dimensions are measured internally and exclude wall finishes and construction tolerance.2. All dimensions have been provided by our consultant architect.
 3. All material, dimensions and drawings are approximate, and information is subject to change without notice. 4. Reserving the right to make minor alterations to the drawings of 5% added or deducted from areas & values. 5. Drawing areas are not to scale. 6. The developer reserves the right to make revisions. 7. Actual unit areas, windows, porches, terraces, and exterior trim detail may vary by elevation style. 8. The unit orientation will be shown in the master plan and not the floor plan. 9. Floor plans layout and furniture plans are for indicative purposes.

BUILDING TYPE 5 - ENTRANCE A

3 BEDROOM

Gross Area: 148 m²
 Typical Floor
 Unit . 12

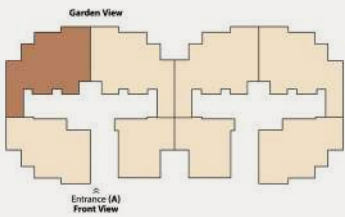
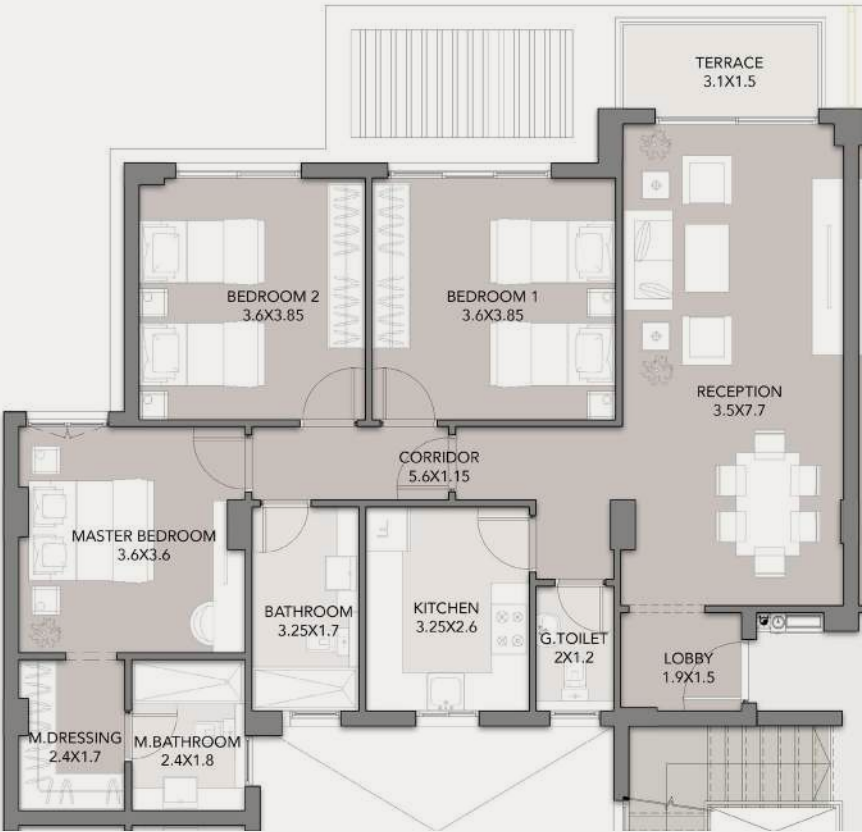


DISCLAIMER:
 1. All room dimensions are measured internally and exclude wall finishes and construction tolerance.2. All dimensions have been provided by our consultant architect.
 3. All material, dimensions and drawings are approximate, and information is subject to change without notice. 4. Reserving the right to make minor alterations to the drawings of 5% added or deducted from areas & values. 5. Drawing areas are not to scale. 6. The developer reserves the right to make revisions. 7. Actual unit areas, windows, porches, terraces, and exterior trim detail may vary by elevation style. 8. The unit orientation will be shown in the master plan and not the floor plan. 9. Floor plans layout and furniture plans are for indicative purposes.

BUILDING TYPE 5 - ENTRANCE A

3 BEDROOM

Gross Area: 152 m²
 Typical Floor
 Unit . 13

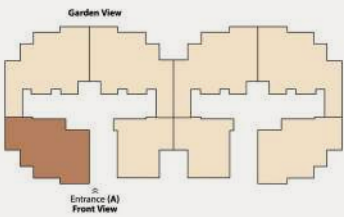


DISCLAIMER:
 1. All room dimensions are measured internally and exclude wall finishes and construction tolerance.2. All dimensions have been provided by our consultant architect.
 3. All material, dimensions and drawings are approximate, and information is subject to change without notice. 4. Reserving the right to make minor alterations to the drawings of 5% added or deducted from areas & values. 5. Drawing areas are not to scale. 6. The developer reserves the right to make revisions. 7. Actual unit areas, windows, porches, terraces, and exterior trim detail may vary by elevation style. 8. The unit orientation will be shown in the master plan and not the floor plan. 9. Floor plans layout and furniture plans are for indicative purposes.

BUILDING TYPE 5 - ENTRANCE A

3 BEDROOM

Gross Area: 149 m²
 Typical Floor
 Unit . 14

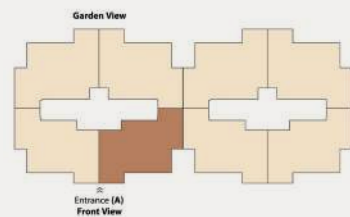
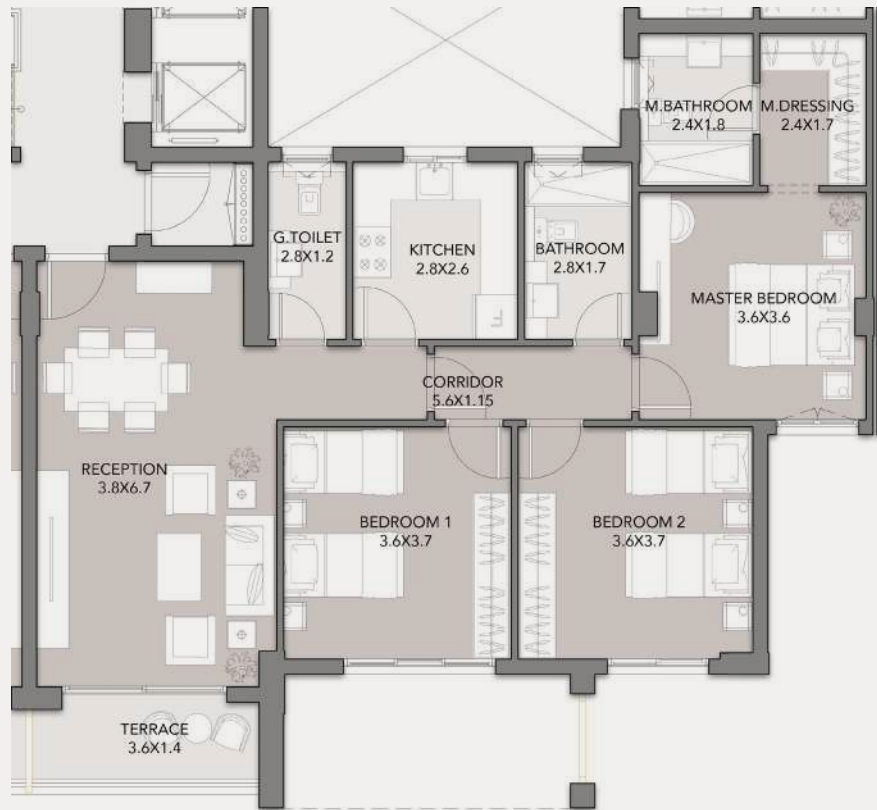


DISCLAIMER:
 1. All room dimensions are measured internally and exclude wall finishes and construction tolerance.2. All dimensions have been provided by our consultant architect.
 3. All material, dimensions and drawings are approximate, and information is subject to change without notice. 4. Reserving the right to make minor alterations to the drawings of 5% added or deducted from areas & values. 5. Drawing areas are not to scale. 6. The developer reserves the right to make revisions. 7. Actual unit areas, windows, porches, terraces, and exterior trim detail may vary by elevation style. 8. The unit orientation will be shown in the master plan and not the floor plan. 9. Floor plans layout and furniture plans are for indicative purposes.

BUILDING TYPE 5 - ENTRANCE A

3 BEDROOM

Gross Area: 138-140 m²
 Typical Floor
 Unit . 21/41/51

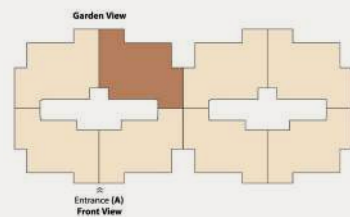


DISCLAIMER:
 1. All room dimensions are measured internally and exclude wall finishes and construction tolerance.2. All dimensions have been provided by our consultant architect.
 3. All material, dimensions and drawings are approximate, and information is subject to change without notice. 4. Reserving the right to make minor alterations to the drawings of 5% added or deducted from areas & values. 5. Drawing areas are not to scale. 6. The developer reserves the right to make revisions. 7. Actual unit areas, windows, porches, terraces, and exterior trim detail may vary by elevation style. 8. The unit orientation will be shown in the master plan and not the floor plan. 9. Floor plans layout and furniture plans are for indicative purposes.

BUILDING TYPE 5 - ENTRANCE A

3 BEDROOM

Gross Area: 152-153 m²
 Typical Floor
 Unit . 22/32/42/52



DISCLAIMER:
 1. All room dimensions are measured internally and exclude wall finishes and construction tolerance.2. All dimensions have been provided by our consultant architect.
 3. All material, dimensions and drawings are approximate, and information is subject to change without notice. 4. Reserving the right to make minor alterations to the drawings of 5% added or deducted from areas & values. 5. Drawing areas are not to scale. 6. The developer reserves the right to make revisions. 7. Actual unit areas, windows, porches, terraces, and exterior trim detail may vary by elevation style. 8. The unit orientation will be shown in the master plan and not the floor plan. 9. Floor plans layout and furniture plans are for indicative purposes.

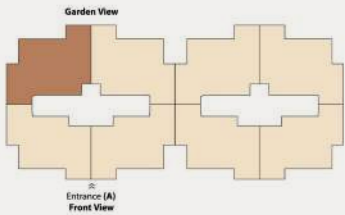
BUILDING TYPE 5 - ENTRANCE A

3 BEDROOM

Gross Area: 168 m²

Typical Floor

Unit . 23



DISCLAIMER:

1. All room dimensions are measured internally and exclude wall finishes and construction tolerance.2. All dimensions have been provided by our consultant architect. 3. All material, dimensions and drawings are approximate, and information is subject to change without notice. 4. Reserving the right to make minor alterations to the drawings of 5% added or deducted from areas & values. 5. Drawing areas are not to scale. 6. The developer reserves the right to make revisions. 7. Actual unit areas, windows, porches, terraces, and exterior trim detail may vary by elevation style. 8. The unit orientation will be shown in the master plan and not the floor plan. 9. Floor plans layout and furniture plans are for indicative purposes.

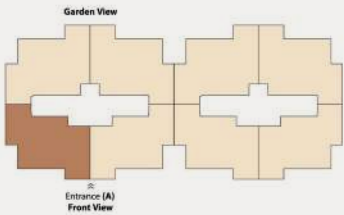
BUILDING TYPE 5 - ENTRANCE A

3 BEDROOM

Gross Area: 148 m²

Typical Floor

Unit . 24/44



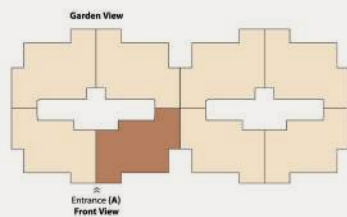
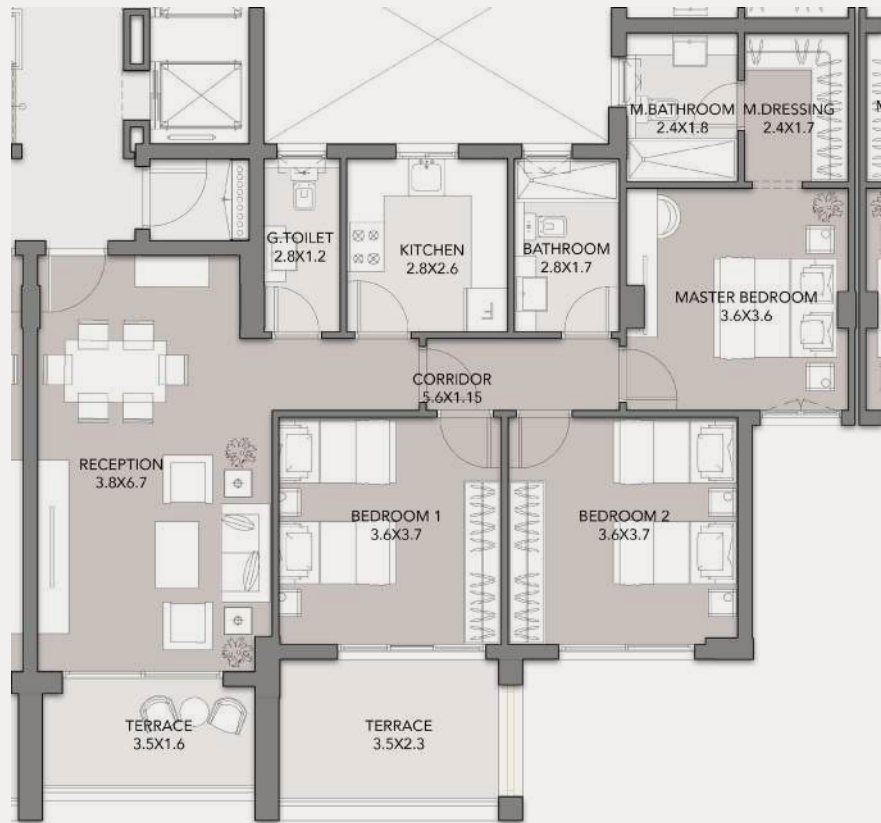
DISCLAIMER:

1. All room dimensions are measured internally and exclude wall finishes and construction tolerance.2. All dimensions have been provided by our consultant architect. 3. All material, dimensions and drawings are approximate, and information is subject to change without notice. 4. Reserving the right to make minor alterations to the drawings of 5% added or deducted from areas & values. 5. Drawing areas are not to scale. 6. The developer reserves the right to make revisions. 7. Actual unit areas, windows, porches, terraces, and exterior trim detail may vary by elevation style. 8. The unit orientation will be shown in the master plan and not the floor plan. 9. Floor plans layout and furniture plans are for indicative purposes.

BUILDING TYPE 5 - ENTRANCE A

3 BEDROOM

Gross Area: 152 m²
 Typical Floor
 Unit . 31

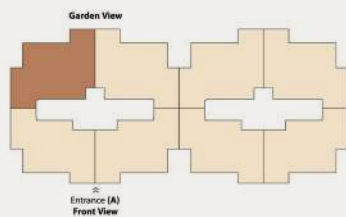
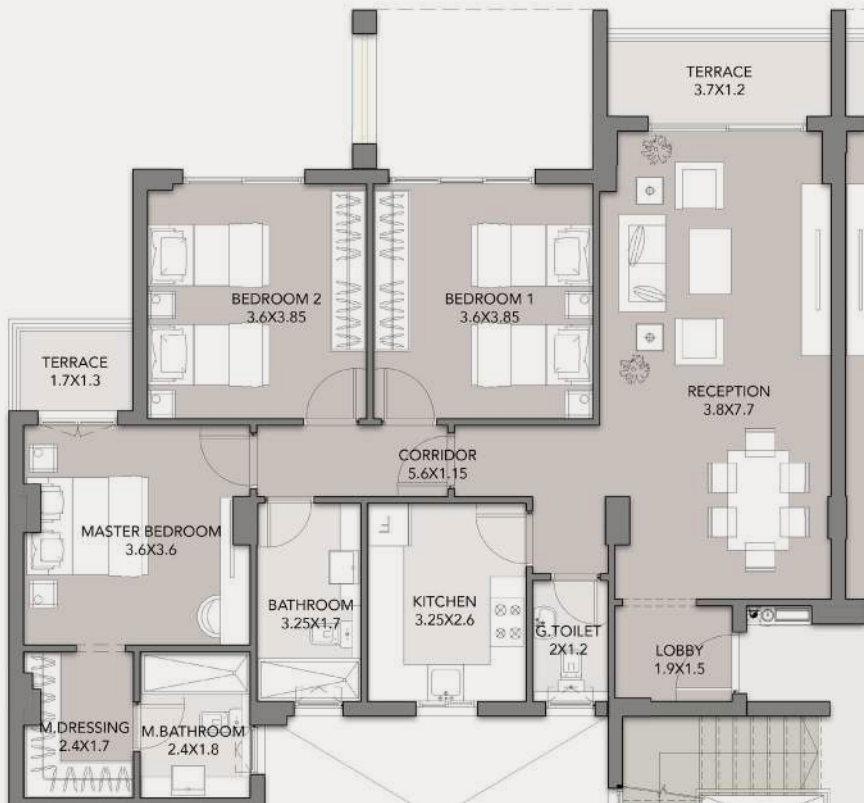


DISCLAIMER:
 1. All room dimensions are measured internally and exclude wall finishes and construction tolerance.2. All dimensions have been provided by our consultant architect.
 3. All material, dimensions and drawings are approximate, and information is subject to change without notice. 4. Reserving the right to make minor alterations to the drawings of 5% added or deducted from areas & values. 5. Drawing areas are not to scale. 6. The developer reserves the right to make revisions. 7. Actual unit areas, windows, porches, terraces, and exterior trim detail may vary by elevation style. 8. The unit orientation will be shown in the master plan and not the floor plan. 9. Floor plans layout and furniture plans are for indicative purposes.

BUILDING TYPE 5 - ENTRANCE A

3 BEDROOM

Gross Area: 153-158 m²
 Typical Floor
 Unit . 33/43/53

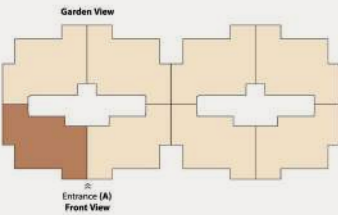


DISCLAIMER:
 1. All room dimensions are measured internally and exclude wall finishes and construction tolerance.2. All dimensions have been provided by our consultant architect.
 3. All material, dimensions and drawings are approximate, and information is subject to change without notice. 4. Reserving the right to make minor alterations to the drawings of 5% added or deducted from areas & values. 5. Drawing areas are not to scale. 6. The developer reserves the right to make revisions. 7. Actual unit areas, windows, porches, terraces, and exterior trim detail may vary by elevation style. 8. The unit orientation will be shown in the master plan and not the floor plan. 9. Floor plans layout and furniture plans are for indicative purposes.

BUILDING TYPE 5 - ENTRANCE A

3 BEDROOM

Gross Area: 153 m²
 Typical Floor
 Unit . 34

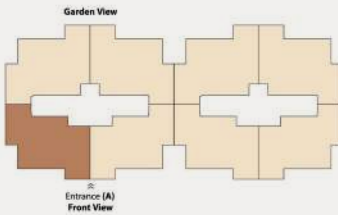
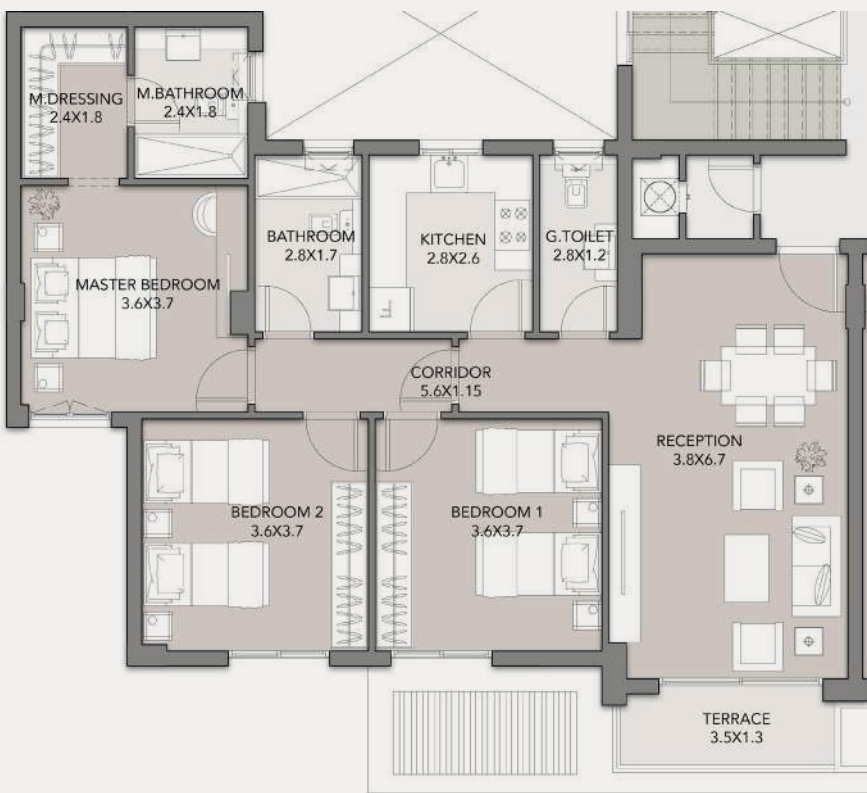


DISCLAIMER:
 1. All room dimensions are measured internally and exclude wall finishes and construction tolerance.2. All dimensions have been provided by our consultant architect.
 3. All material, dimensions and drawings are approximate, and information is subject to change without notice. 4. Reserving the right to make minor alterations to the drawings of 5% added or deducted from areas & values. 5. Drawing areas are not to scale. 6. The developer reserves the right to make revisions. 7. Actual unit areas, windows, porches, terraces, and exterior trim detail may vary by elevation style. 8. The unit orientation will be shown in the master plan and not the floor plan. 9. Floor plans layout and furniture plans are for indicative purposes.

BUILDING TYPE 5 - ENTRANCE A

3 BEDROOM

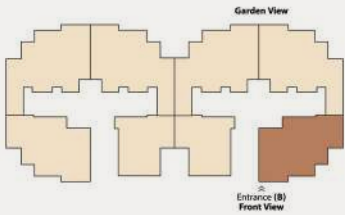
Gross Area: 140 m²
 Typical Floor
 Unit . 54



DISCLAIMER:
 1. All room dimensions are measured internally and exclude wall finishes and construction tolerance.2. All dimensions have been provided by our consultant architect.
 3. All material, dimensions and drawings are approximate, and information is subject to change without notice. 4. Reserving the right to make minor alterations to the drawings of 5% added or deducted from areas & values. 5. Drawing areas are not to scale. 6. The developer reserves the right to make revisions. 7. Actual unit areas, windows, porches, terraces, and exterior trim detail may vary by elevation style. 8. The unit orientation will be shown in the master plan and not the floor plan. 9. Floor plans layout and furniture plans are for indicative purposes.

BUILDING TYPE 5 - ENTRANCE B
3 BEDROOM

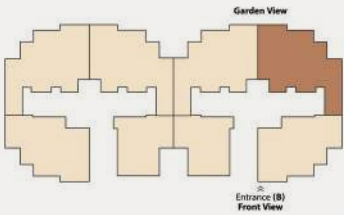
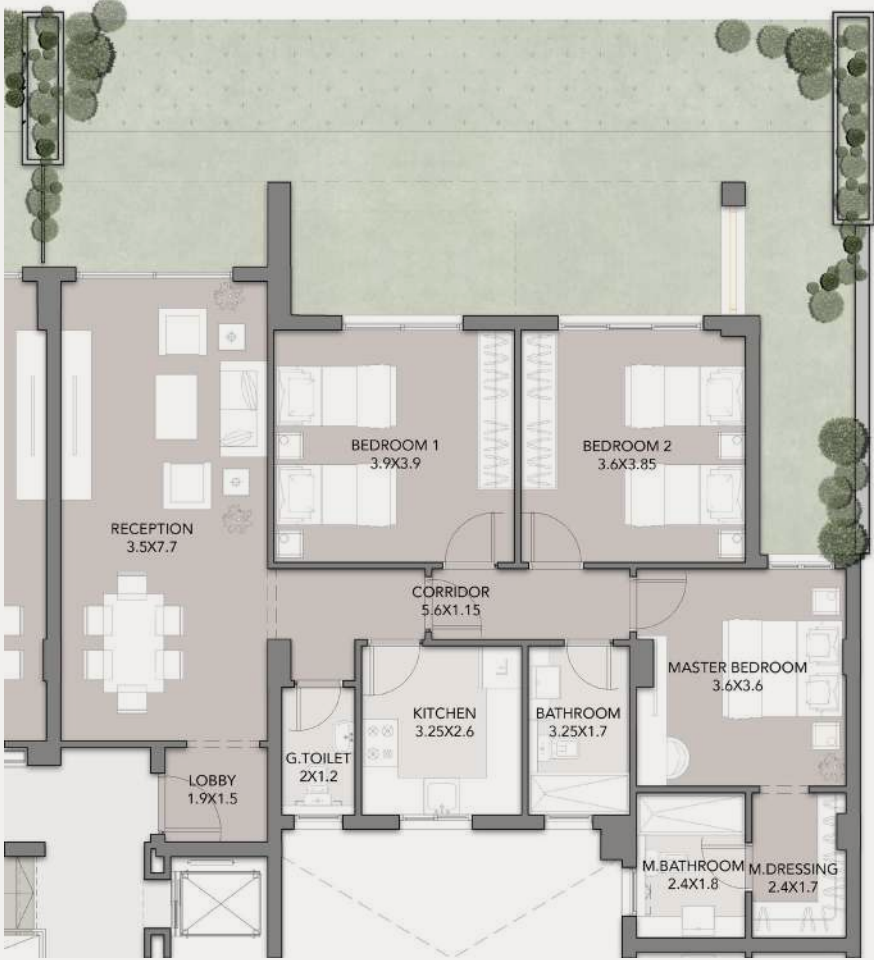
Gross Area: 135 m²
Ground Floor
Unit . 1



DISCLAIMER:
1. All room dimensions are measured internally and exclude wall finishes and construction tolerance.2. All dimensions have been provided by our consultant architect.
3. All material, dimensions and drawings are approximate, and information is subject to change without notice. 4. Reserving the right to make minor alterations to the drawings of 5% added or deducted from areas & values. 5. Drawing areas are not to scale. 6. The developer reserves the right to make revisions. 7. Actual unit areas, windows, porches, terraces, and exterior trim detail may vary by elevation style. 8. The unit orientation will be shown in the master plan and not the floor plan. 9. Floor plans layout and furniture plans are for indicative purposes.

BUILDING TYPE 5 - ENTRANCE B
3 BEDROOM

Gross Area: 142 m²
Ground Floor
Unit . 2

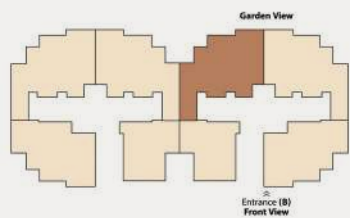


DISCLAIMER:
1. All room dimensions are measured internally and exclude wall finishes and construction tolerance.2. All dimensions have been provided by our consultant architect.
3. All material, dimensions and drawings are approximate, and information is subject to change without notice. 4. Reserving the right to make minor alterations to the drawings of 5% added or deducted from areas & values. 5. Drawing areas are not to scale. 6. The developer reserves the right to make revisions. 7. Actual unit areas, windows, porches, terraces, and exterior trim detail may vary by elevation style. 8. The unit orientation will be shown in the master plan and not the floor plan. 9. Floor plans layout and furniture plans are for indicative purposes.

BUILDING TYPE 5 - ENTRANCE B

3 BEDROOM

Gross Area: 148 m²
Ground Floor
Unit . 3

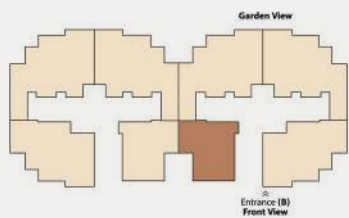
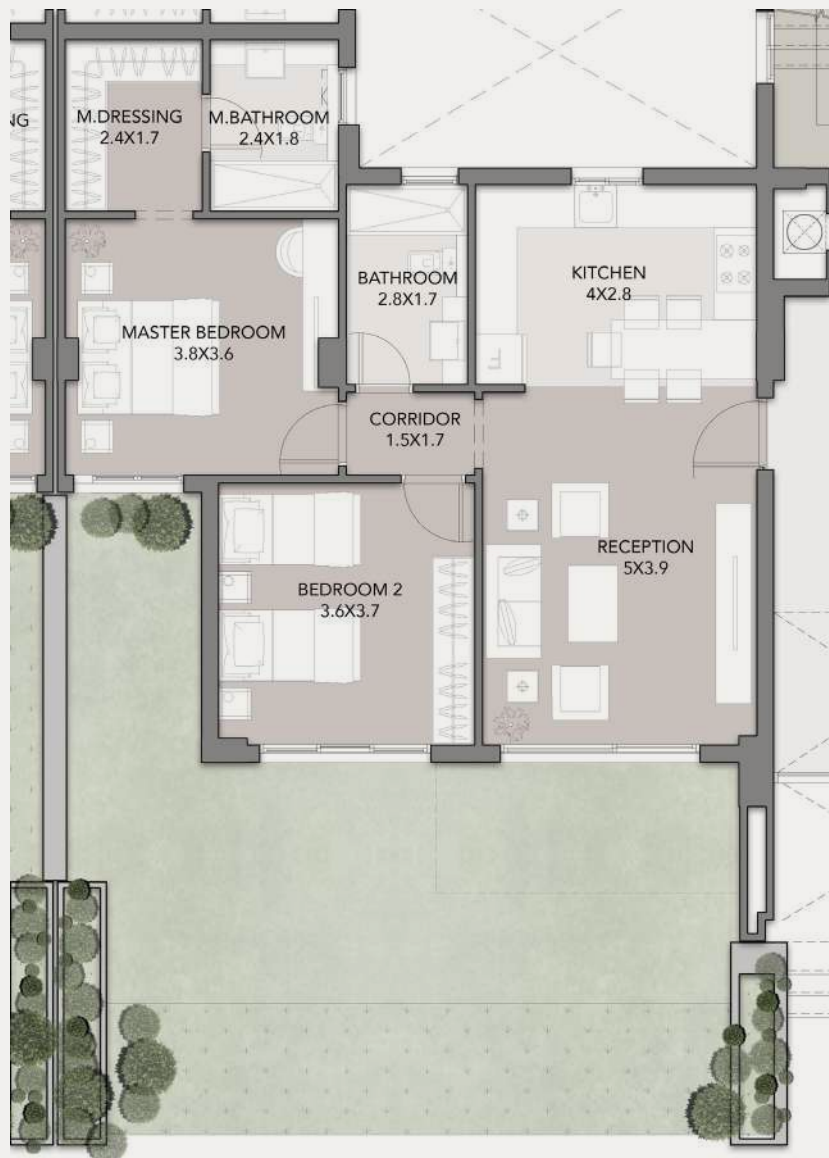


DISCLAIMER:
1. All room dimensions are measured internally and exclude wall finishes and construction tolerance.2. All dimensions have been provided by our consultant architect.
3. All material, dimensions and drawings are approximate, and information is subject to change without notice. 4. Reserving the right to make minor alterations to the drawings of 5% added or deducted from areas & values. 5. Drawing areas are not to scale. 6. The developer reserves the right to make revisions. 7. Actual unit areas, windows, porches, terraces, and exterior trim detail may vary by elevation style. 8. The unit orientation will be shown in the master plan and not the floor plan. 9. Floor plans layout and furniture plans are for indicative purposes.

BUILDING TYPE 5 - ENTRANCE B

2 BEDROOM

Gross Area: 104 m²
Ground Floor
Unit . 4

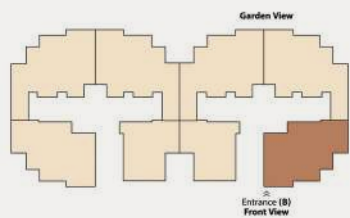
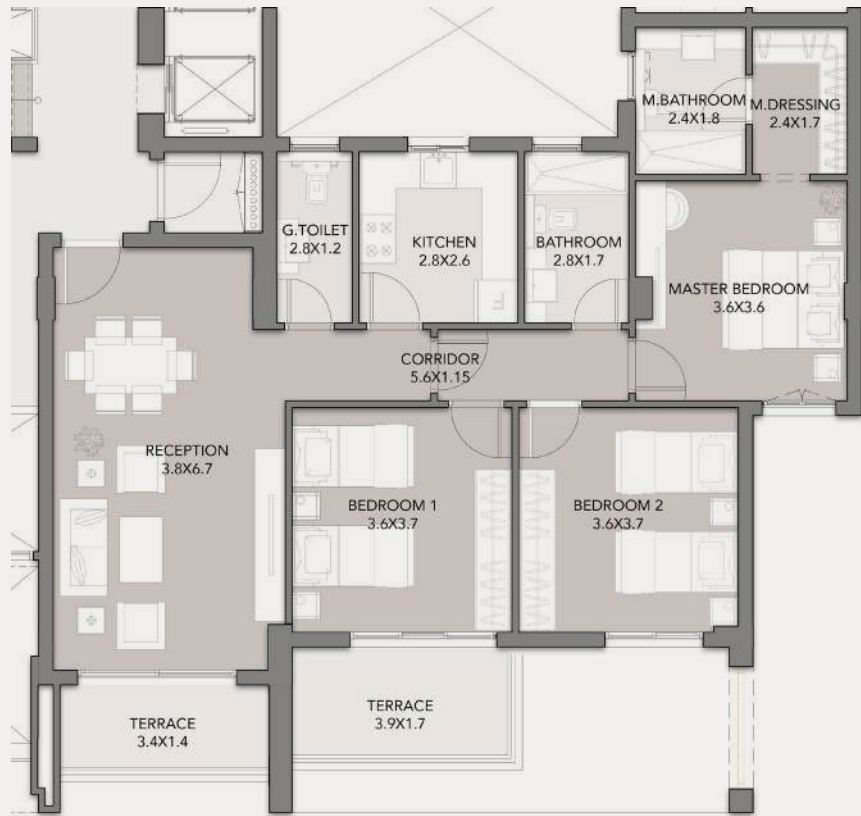


DISCLAIMER:
1. All room dimensions are measured internally and exclude wall finishes and construction tolerance.2. All dimensions have been provided by our consultant architect.
3. All material, dimensions and drawings are approximate, and information is subject to change without notice. 4. Reserving the right to make minor alterations to the drawings of 5% added or deducted from areas & values. 5. Drawing areas are not to scale. 6. The developer reserves the right to make revisions. 7. Actual unit areas, windows, porches, terraces, and exterior trim detail may vary by elevation style. 8. The unit orientation will be shown in the master plan and not the floor plan. 9. Floor plans layout and furniture plans are for indicative purposes.

BUILDING TYPE 5 - ENTRANCE B

3 BEDROOM

Gross Area: 150 m²
 Typical Floor
 Unit . 11



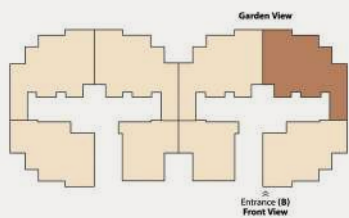
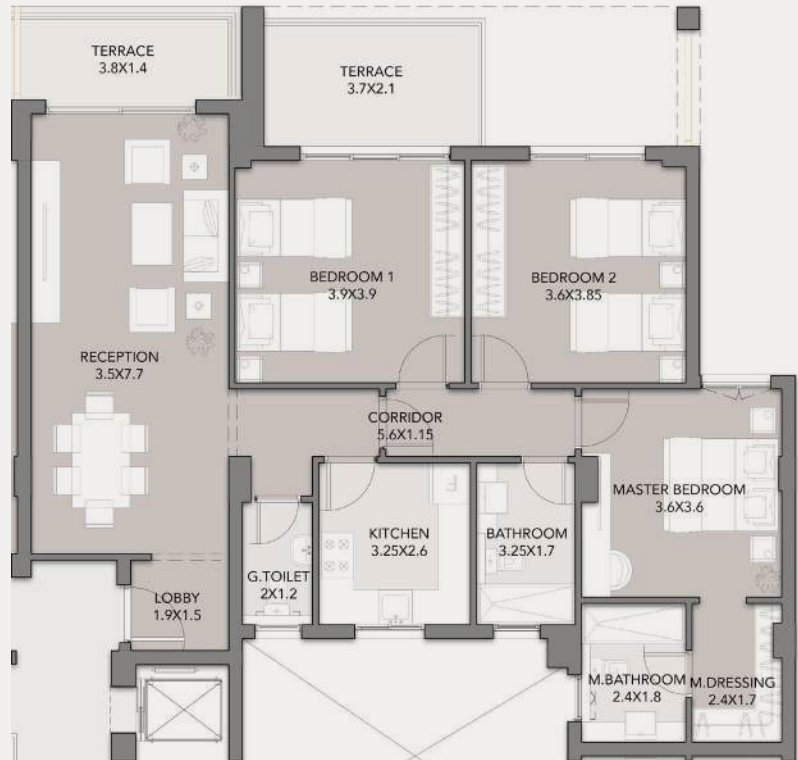
DISCLAIMER:

1. All room dimensions are measured internally and exclude wall finishes and construction tolerance.
2. All dimensions have been provided by our consultant architect.
3. All material, dimensions and drawings are approximate, and information is subject to change without notice.
4. Reserving the right to make minor alterations to the drawings of 5% added or deducted from areas & values.
5. Drawing areas are not to scale.
6. The developer reserves the right to make revisions.
7. Actual unit areas, windows, porches, terraces, and exterior trim detail may vary by elevation style.
8. The unit orientation will be shown in the master plan and not the floor plan.
9. Floor plans layout and furniture plans are for indicative purposes.

BUILDING TYPE 5 - ENTRANCE B

3 BEDROOM

Gross Area: 160 m²
 Typical Floor
 Unit . 12



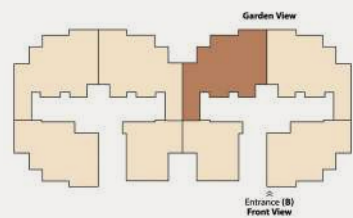
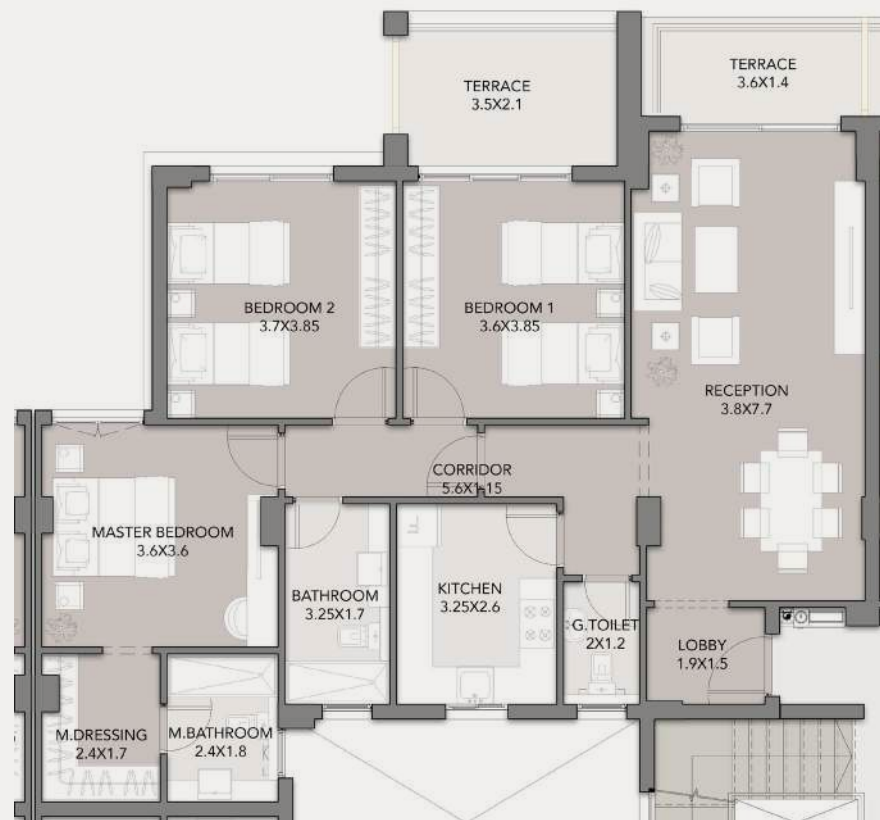
DISCLAIMER:

1. All room dimensions are measured internally and exclude wall finishes and construction tolerance.
2. All dimensions have been provided by our consultant architect.
3. All material, dimensions and drawings are approximate, and information is subject to change without notice.
4. Reserving the right to make minor alterations to the drawings of 5% added or deducted from areas & values.
5. Drawing areas are not to scale.
6. The developer reserves the right to make revisions.
7. Actual unit areas, windows, porches, terraces, and exterior trim detail may vary by elevation style.
8. The unit orientation will be shown in the master plan and not the floor plan.
9. Floor plans layout and furniture plans are for indicative purposes.

BUILDING TYPE 5 - ENTRANCE B

3 BEDROOM

Gross Area: 168 m²
 Typical Floor
 Unit . 13

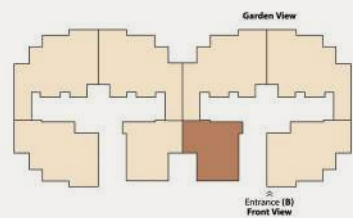
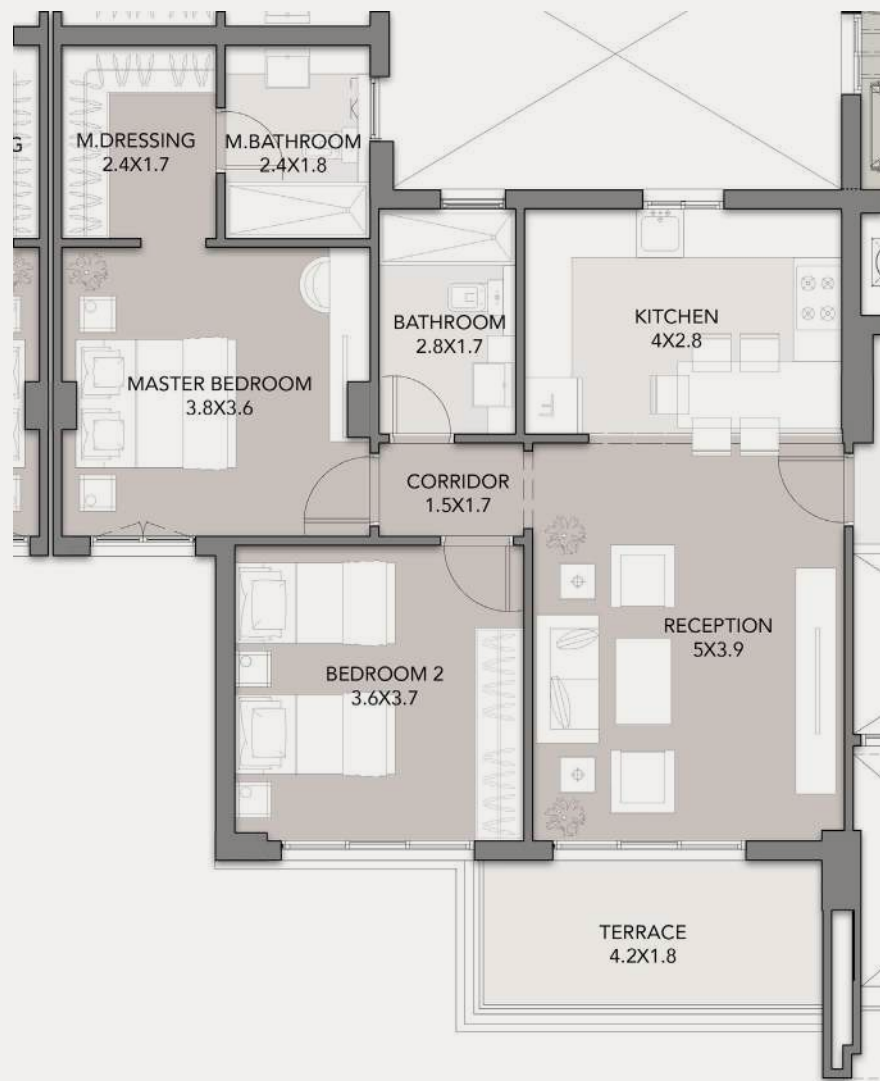


DISCLAIMER:
 1. All room dimensions are measured internally and exclude wall finishes and construction tolerance.2. All dimensions have been provided by our consultant architect.
 3. All material, dimensions and drawings are approximate, and information is subject to change without notice. 4. Reserving the right to make minor alterations to the drawings of 5% added or deducted from areas & values. 5. Drawing areas are not to scale. 6. The developer reserves the right to make revisions. 7. Actual unit areas, windows, porches, terraces, and exterior trim detail may vary by elevation style. 8. The unit orientation will be shown in the master plan and not the floor plan. 9. Floor plans layout and furniture plans are for indicative purposes.

BUILDING TYPE 5 - ENTRANCE B

2 BEDROOM

Gross Area: 116 m²
 Typical Floor
 Unit . 14

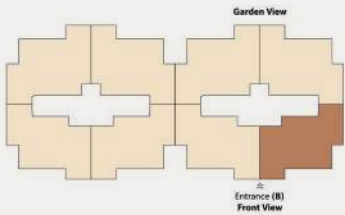
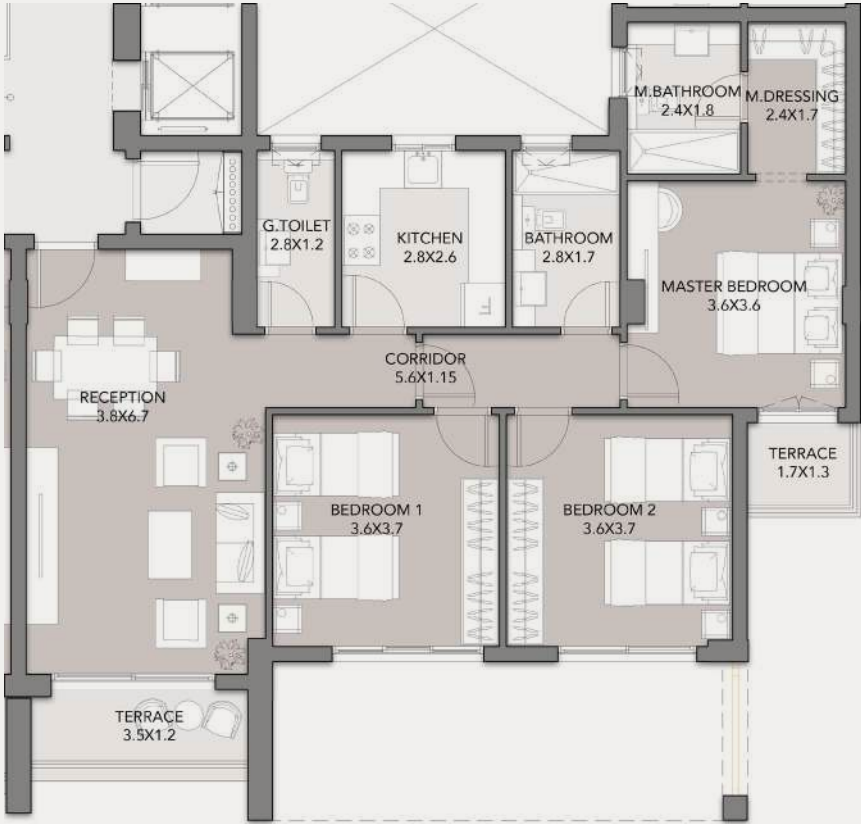


DISCLAIMER:
 1. All room dimensions are measured internally and exclude wall finishes and construction tolerance.2. All dimensions have been provided by our consultant architect.
 3. All material, dimensions and drawings are approximate, and information is subject to change without notice. 4. Reserving the right to make minor alterations to the drawings of 5% added or deducted from areas & values. 5. Drawing areas are not to scale. 6. The developer reserves the right to make revisions. 7. Actual unit areas, windows, porches, terraces, and exterior trim detail may vary by elevation style. 8. The unit orientation will be shown in the master plan and not the floor plan. 9. Floor plans layout and furniture plans are for indicative purposes.

BUILDING TYPE 5 - ENTRANCE B

3 BEDROOM

Gross Area: 138-143 m²
Typical Floor
Unit . 21/41/51

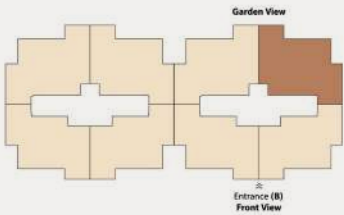
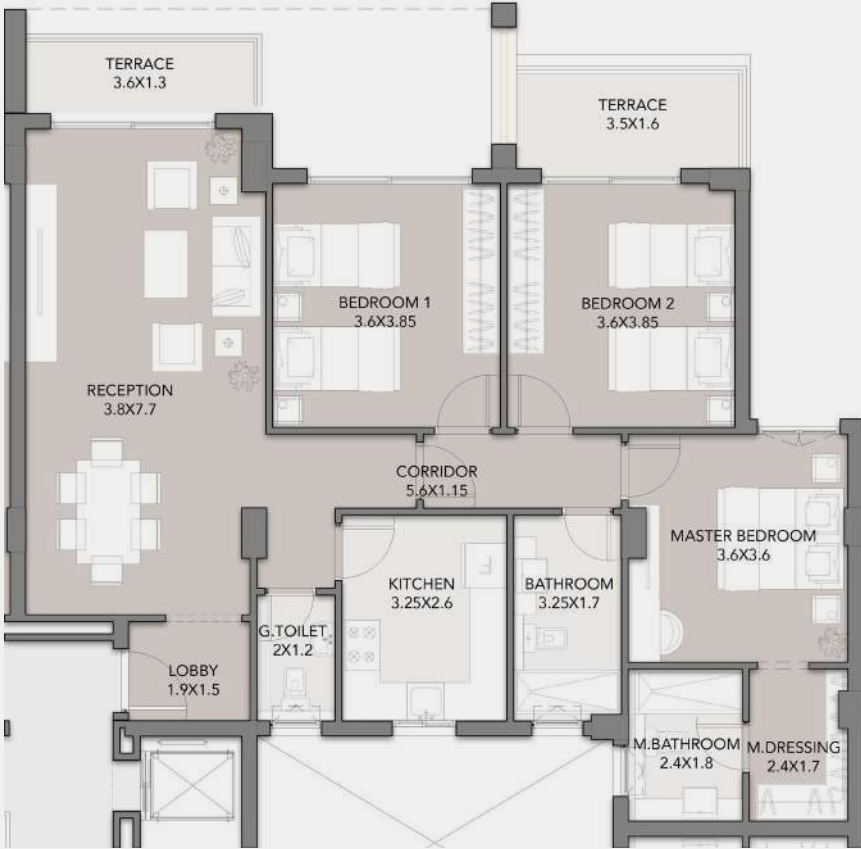


DISCLAIMER:
1. All room dimensions are measured internally and exclude wall finishes and construction tolerance.2. All dimensions have been provided by our consultant architect.
3. All material, dimensions and drawings are approximate, and information is subject to change without notice. 4. Reserving the right to make minor alterations to the drawings of 5% added or deducted from areas & values. 5. Drawing areas are not to scale. 6. The developer reserves the right to make revisions. 7. Actual unit areas, windows, porches, terraces, and exterior trim detail may vary by elevation style. 8. The unit orientation will be shown in the master plan and not the floor plan. 9. Floor plans layout and furniture plans are for indicative purposes.

BUILDING TYPE 5 - ENTRANCE B

3 BEDROOM

Gross Area: 159-160 m²
Typical Floor
Unit . 22/42

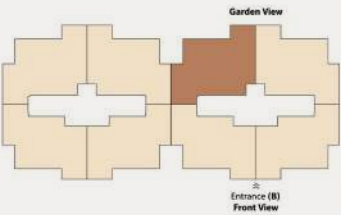
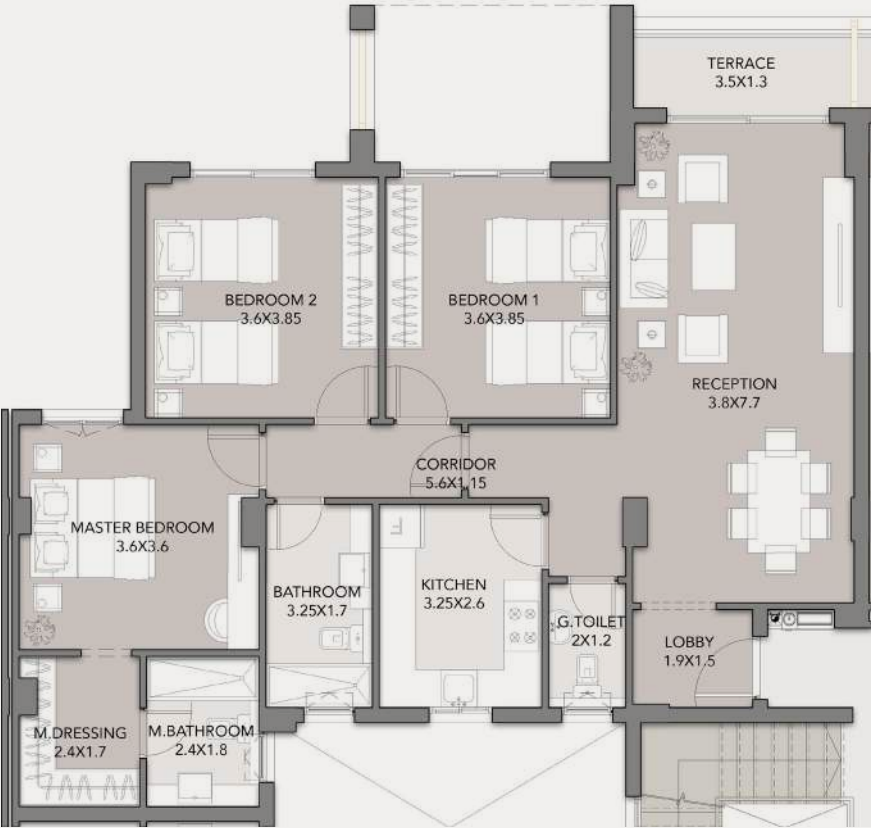


DISCLAIMER:
1. All room dimensions are measured internally and exclude wall finishes and construction tolerance.2. All dimensions have been provided by our consultant architect.
3. All material, dimensions and drawings are approximate, and information is subject to change without notice. 4. Reserving the right to make minor alterations to the drawings of 5% added or deducted from areas & values. 5. Drawing areas are not to scale. 6. The developer reserves the right to make revisions. 7. Actual unit areas, windows, porches, terraces, and exterior trim detail may vary by elevation style. 8. The unit orientation will be shown in the master plan and not the floor plan. 9. Floor plans layout and furniture plans are for indicative purposes.

BUILDING TYPE 5 - ENTRANCE B

3 BEDROOM

Gross Area: 152-154 m²
 Typical Floor
 Unit . 23/43/53

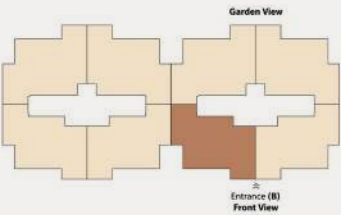


DISCLAIMER:
 1. All room dimensions are measured internally and exclude wall finishes and construction tolerance.2. All dimensions have been provided by our consultant architect.
 3. All material, dimensions and drawings are approximate, and information is subject to change without notice. 4. Reserving the right to make minor alterations to the drawings of 5% added or deducted from areas & values. 5. Drawing areas are not to scale. 6. The developer reserves the right to make revisions. 7. Actual unit areas, windows, porches, terraces, and exterior trim detail may vary by elevation style. 8. The unit orientation will be shown in the master plan and not the floor plan. 9. Floor plans layout and furniture plans are for indicative purposes.

BUILDING TYPE 5 - ENTRANCE B

3 BEDROOM

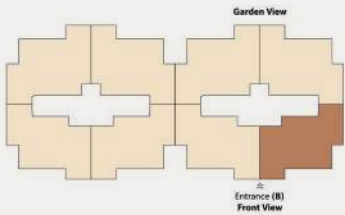
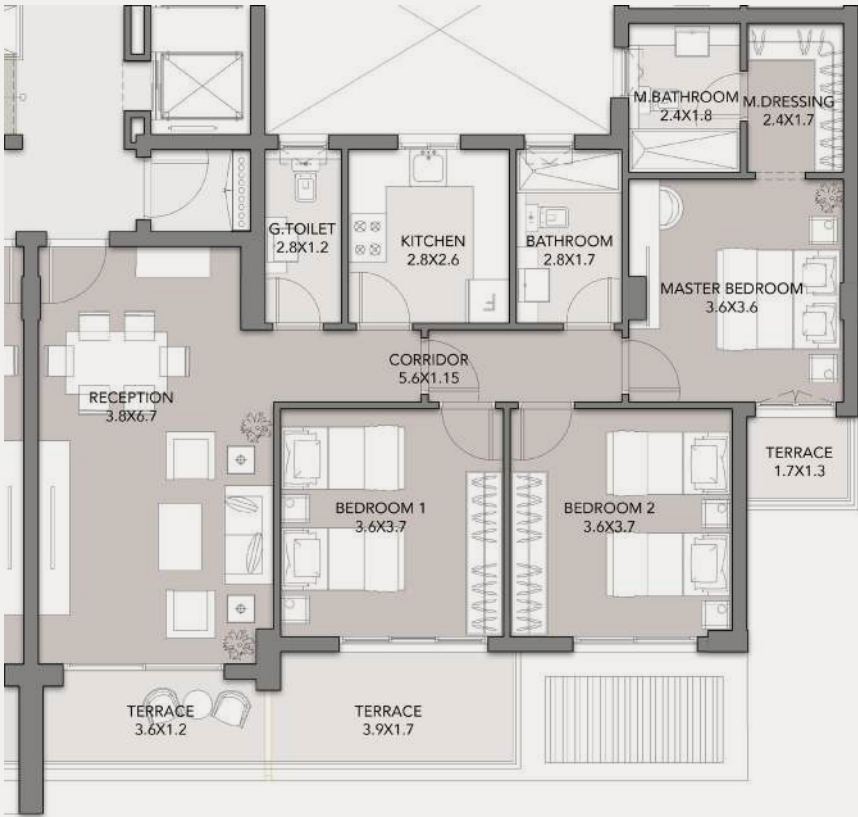
Gross Area: 152 m²
 Typical Floor
 Unit . 24



DISCLAIMER:
 1. All room dimensions are measured internally and exclude wall finishes and construction tolerance.2. All dimensions have been provided by our consultant architect.
 3. All material, dimensions and drawings are approximate, and information is subject to change without notice. 4. Reserving the right to make minor alterations to the drawings of 5% added or deducted from areas & values. 5. Drawing areas are not to scale. 6. The developer reserves the right to make revisions. 7. Actual unit areas, windows, porches, terraces, and exterior trim detail may vary by elevation style. 8. The unit orientation will be shown in the master plan and not the floor plan. 9. Floor plans layout and furniture plans are for indicative purposes.

BUILDING TYPE 5 - ENTRANCE B
3 BEDROOM

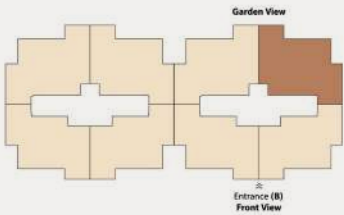
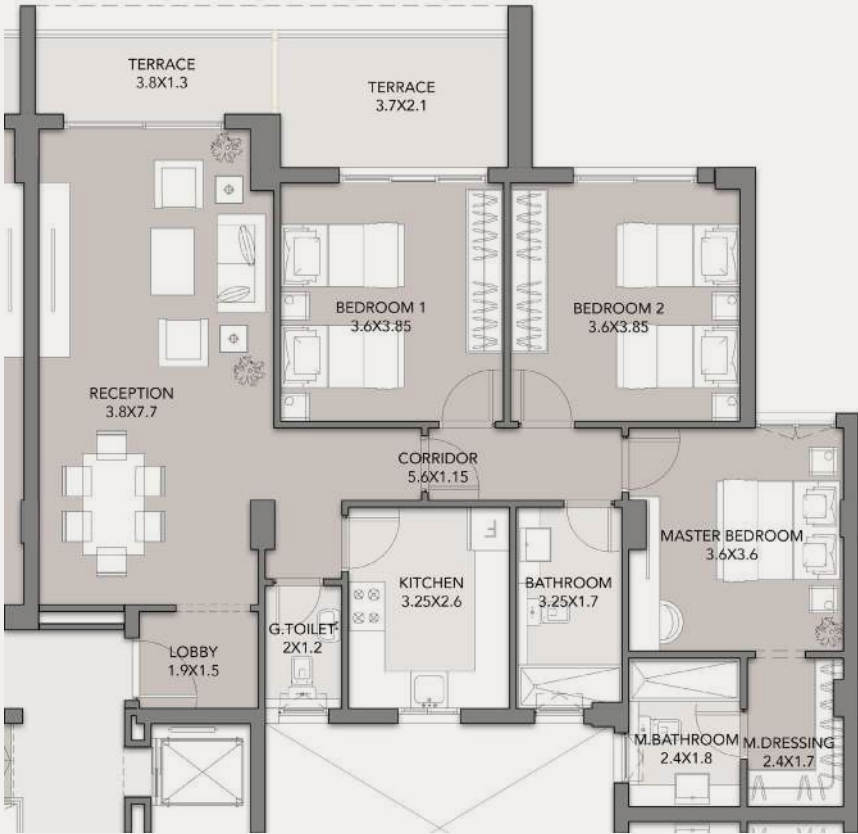
Gross Area: 152 m²
Typical Floor
Unit . 31



DISCLAIMER:
1. All room dimensions are measured internally and exclude wall finishes and construction tolerance.2. All dimensions have been provided by our consultant architect.
3. All material, dimensions and drawings are approximate, and information is subject to change without notice. 4. Reserving the right to make minor alterations to the drawings of 5% added or deducted from areas & values. 5. Drawing areas are not to scale. 6. The developer reserves the right to make revisions. 7. Actual unit areas, windows, porches, terraces, and exterior trim detail may vary by elevation style. 8. The unit orientation will be shown in the master plan and not the floor plan. 9. Floor plans layout and furniture plans are for indicative purposes.

BUILDING TYPE 5 - ENTRANCE B
3 BEDROOM

Gross Area: 164 m²
Typical Floor
Unit . 32

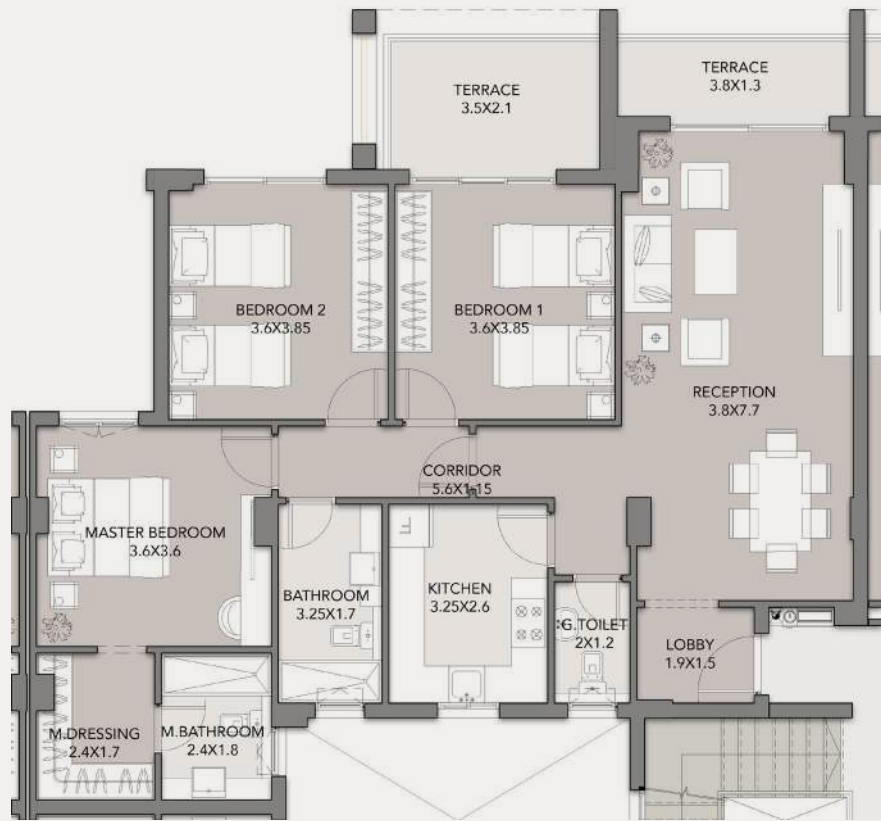


DISCLAIMER:
1. All room dimensions are measured internally and exclude wall finishes and construction tolerance.2. All dimensions have been provided by our consultant architect.
3. All material, dimensions and drawings are approximate, and information is subject to change without notice. 4. Reserving the right to make minor alterations to the drawings of 5% added or deducted from areas & values. 5. Drawing areas are not to scale. 6. The developer reserves the right to make revisions. 7. Actual unit areas, windows, porches, terraces, and exterior trim detail may vary by elevation style. 8. The unit orientation will be shown in the master plan and not the floor plan. 9. Floor plans layout and furniture plans are for indicative purposes.

BUILDING TYPE 5 - ENTRANCE B

3 BEDROOM

Gross Area: 164 m²
 Typical Floor
 Unit . 33



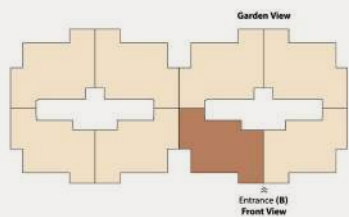
DISCLAIMER:

1. All room dimensions are measured internally and exclude wall finishes and construction tolerance.2. All dimensions have been provided by our consultant architect.
 3. All material, dimensions and drawings are approximate, and information is subject to change without notice. 4. Reserving the right to make minor alterations to the drawings of 5% added or deducted from areas & values. 5. Drawing areas are not to scale. 6. The developer reserves the right to make revisions. 7. Actual unit areas, windows, porches, terraces, and exterior trim detail may vary by elevation style. 8. The unit orientation will be shown in the master plan and not the floor plan. 9. Floor plans layout and furniture plans are for indicative purposes.

BUILDING TYPE 5 - ENTRANCE B

3 BEDROOM

Gross Area: 138-141 m²
 Typical Floor
 Unit . 34/44/54



DISCLAIMER:

1. All room dimensions are measured internally and exclude wall finishes and construction tolerance.2. All dimensions have been provided by our consultant architect.
 3. All material, dimensions and drawings are approximate, and information is subject to change without notice. 4. Reserving the right to make minor alterations to the drawings of 5% added or deducted from areas & values. 5. Drawing areas are not to scale. 6. The developer reserves the right to make revisions. 7. Actual unit areas, windows, porches, terraces, and exterior trim detail may vary by elevation style. 8. The unit orientation will be shown in the master plan and not the floor plan. 9. Floor plans layout and furniture plans are for indicative purposes.

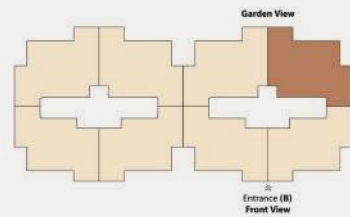
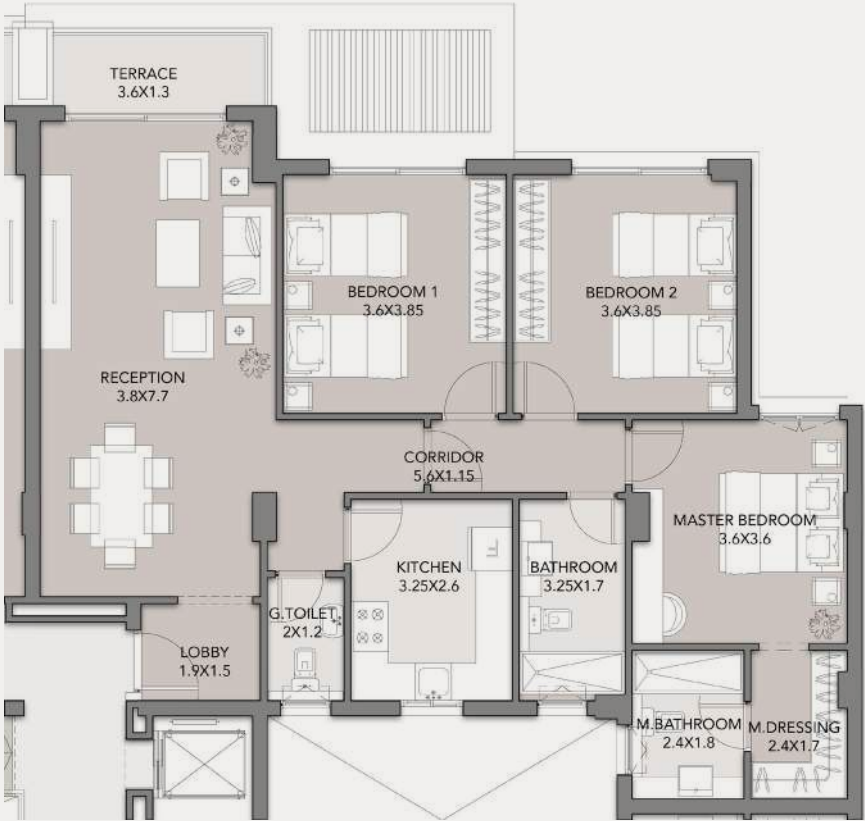
BUILDING TYPE 5 - ENTRANCE B

3 BEDROOM

Gross Area: 150 m²

Typical Floor

Unit . 52



DISCLAIMER:
1. All room dimensions are measured internally and exclude wall finishes and construction tolerance.2. All dimensions have been provided by our consultant architect.
3. All material, dimensions and drawings are approximate, and information is subject to change without notice. 4. Reserving the right to make minor alterations to the drawings of 5% added or deducted from areas & values. 5. Drawing areas are not to scale. 6. The developer reserves the right to make revisions. 7. Actual unit areas, windows, porches, terraces, and exterior trim detail may vary by elevation style. 8. The unit orientation will be shown in the master plan and not the floor plan. 9. Floor plans layout and furniture plans are for indicative purposes.

BUILDING TYPE 6



BUILDING TYPE 6

FRONT



DISCLAIMER:
1. The facade may undergo small changes without prior notice. 2. Specifications, materials, and colors may be altered depending on final design and availability. 3. Actual finishes for windows, porches, terraces, loggia, and exterior trim may vary by elevation styles and floor level. 4. The facade shown is for illustrative purposes only.



CH

BUILDING TYPE 6

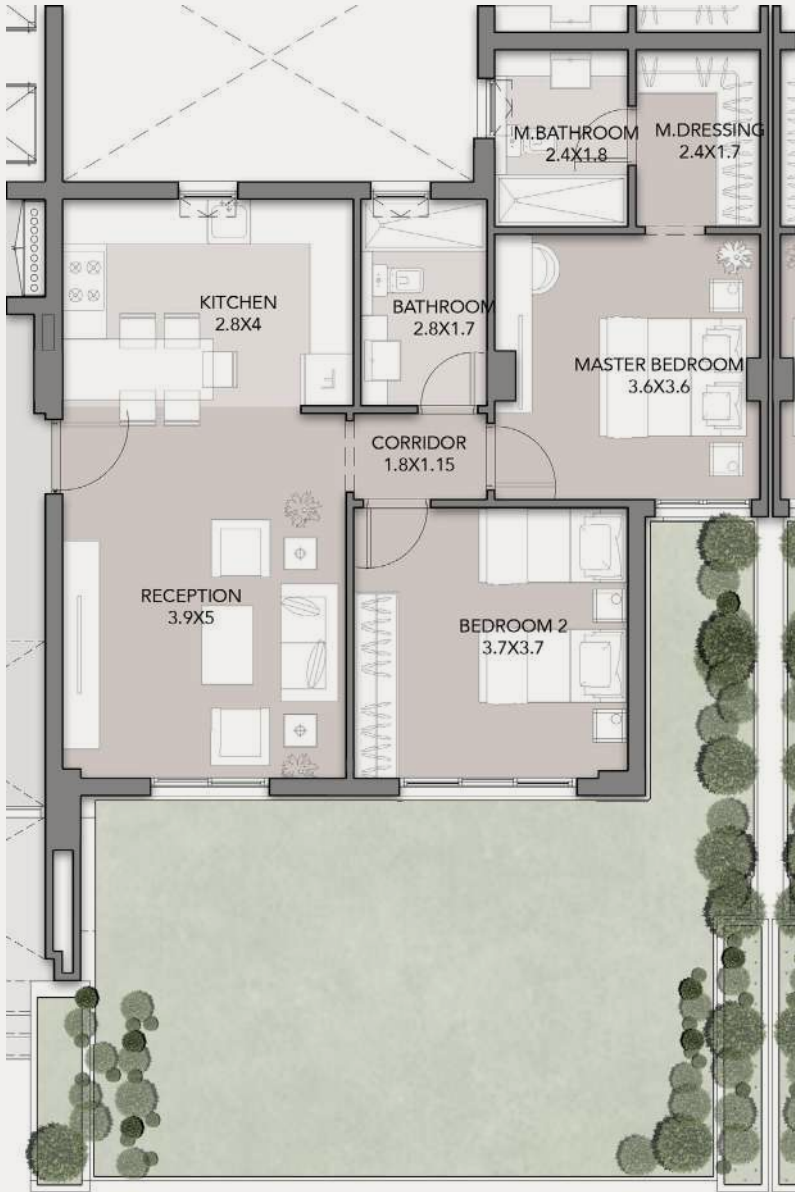
[BACK](#)

DISCLAIMER:
1. The facade may undergo small changes without prior notice. 2. Specifications, materials, and colors may be altered depending on final design and availability. 3. Actual finishes for windows, porches, terraces, loggia, and exterior trim may vary by elevation styles and floor level. 4. The facade shown is for illustrative purposes only.

BUILDING TYPE 6 - ENTRANCE A

2 BEDROOM

Gross Area: 102 m²
Ground Floor
Unit . 1



DISCLAIMER:
1. All room dimensions are measured internally and exclude wall finishes and construction tolerance.2. All dimensions have been provided by our consultant architect.
3. All material, dimensions and drawings are approximate, and information is subject to change without notice. 4. Reserving the right to make minor alterations to the drawings of 5% added or deducted from areas & values. 5. Drawing areas are not to scale. 6. The developer reserves the right to make revisions. 7. Actual unit areas, windows, porches, terraces, and exterior trim detail may vary by elevation style. 8. The unit orientation will be shown in the master plan and not the floor plan. 9. Floor plans layout and furniture plans are for indicative purposes.

BUILDING TYPE 6 - ENTRANCE A

3 BEDROOM

Gross Area: 143 m²
Ground Floor
Unit . 2

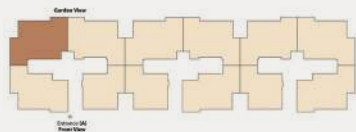


DISCLAIMER:
1. All room dimensions are measured internally and exclude wall finishes and construction tolerance.2. All dimensions have been provided by our consultant architect.
3. All material, dimensions and drawings are approximate, and information is subject to change without notice. 4. Reserving the right to make minor alterations to the drawings of 5% added or deducted from areas & values. 5. Drawing areas are not to scale. 6. The developer reserves the right to make revisions. 7. Actual unit areas, windows, porches, terraces, and exterior trim detail may vary by elevation style. 8. The unit orientation will be shown in the master plan and not the floor plan. 9. Floor plans layout and furniture plans are for indicative purposes.

BUILDING TYPE 6 - ENTRANCE A

3 BEDROOM

Gross Area: 147 m²
 Ground Floor
 Unit . 3

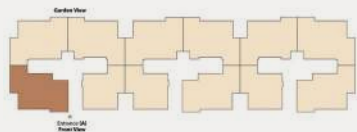
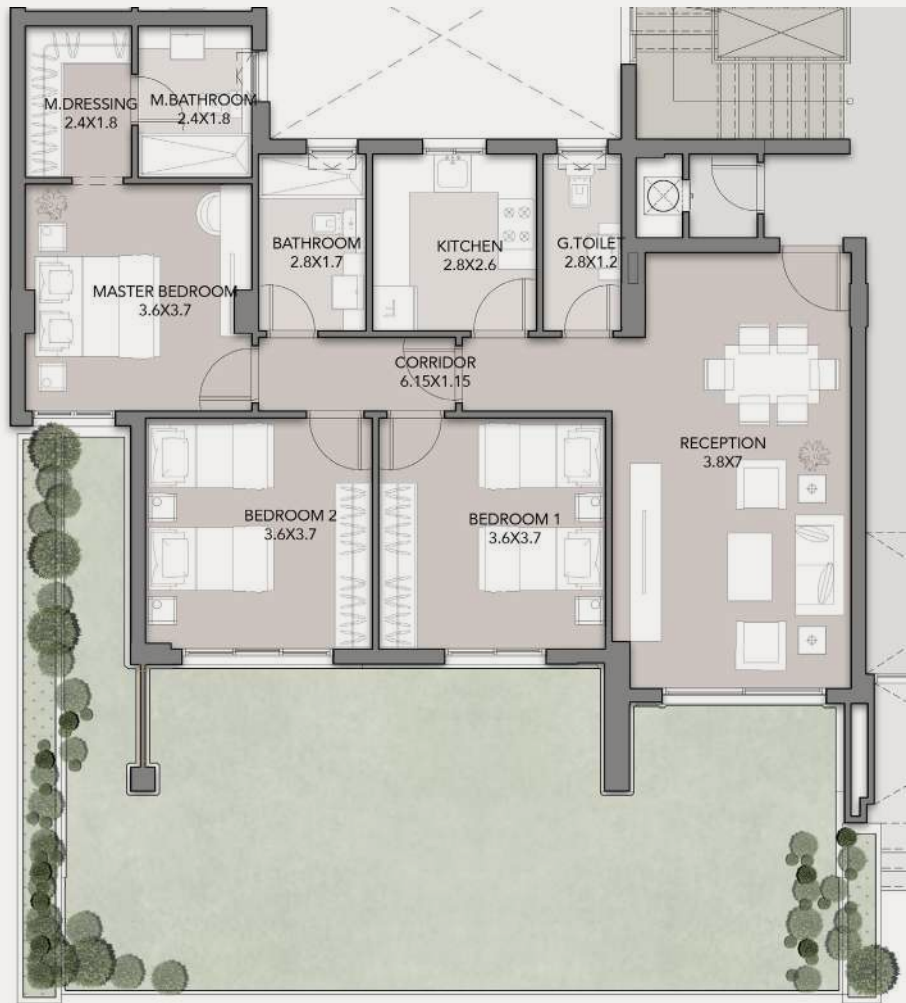


DISCLAIMER:
 1. All room dimensions are measured internally and exclude wall finishes and construction tolerance.2. All dimensions have been provided by our consultant architect.
 3. All material, dimensions and drawings are approximate, and information is subject to change without notice. 4. Reserving the right to make minor alterations to the drawings of 5% added or deducted from areas & values. 5. Drawing areas are not to scale. 6. The developer reserves the right to make revisions. 7. Actual unit areas, windows, porches, terraces, and exterior trim detail may vary by elevation style. 8. The unit orientation will be shown in the master plan and not the floor plan. 9. Floor plans layout and furniture plans are for indicative purposes.

BUILDING TYPE 6 - ENTRANCE A

3 BEDROOM

Gross Area: 135 m²
 Ground Floor
 Unit . 4



DISCLAIMER:
 1. All room dimensions are measured internally and exclude wall finishes and construction tolerance.2. All dimensions have been provided by our consultant architect.
 3. All material, dimensions and drawings are approximate, and information is subject to change without notice. 4. Reserving the right to make minor alterations to the drawings of 5% added or deducted from areas & values. 5. Drawing areas are not to scale. 6. The developer reserves the right to make revisions. 7. Actual unit areas, windows, porches, terraces, and exterior trim detail may vary by elevation style. 8. The unit orientation will be shown in the master plan and not the floor plan. 9. Floor plans layout and furniture plans are for indicative purposes.

BUILDING TYPE 6 - ENTRANCE A

2 BEDROOM

Gross Area: 112 m²
 Typical Floor
 Unit . 11



DISCLAIMER:
 1. All room dimensions are measured internally and exclude wall finishes and construction tolerance.2. All dimensions have been provided by our consultant architect.
 3. All material, dimensions and drawings are approximate, and information is subject to change without notice. 4. Reserving the right to make minor alterations to the drawings of 5% added or deducted from areas & values. 5. Drawing areas are not to scale. 6. The developer reserves the right to make revisions. 7. Actual unit areas, windows, porches, terraces, and exterior trim detail may vary by elevation style. 8. The unit orientation will be shown in the master plan and not the floor plan. 9. Floor plans layout and furniture plans are for indicative purposes.

BUILDING TYPE 6 - ENTRANCE A

3 BEDROOM

Gross Area: 160 m²
 Typical Floor
 Unit . 12

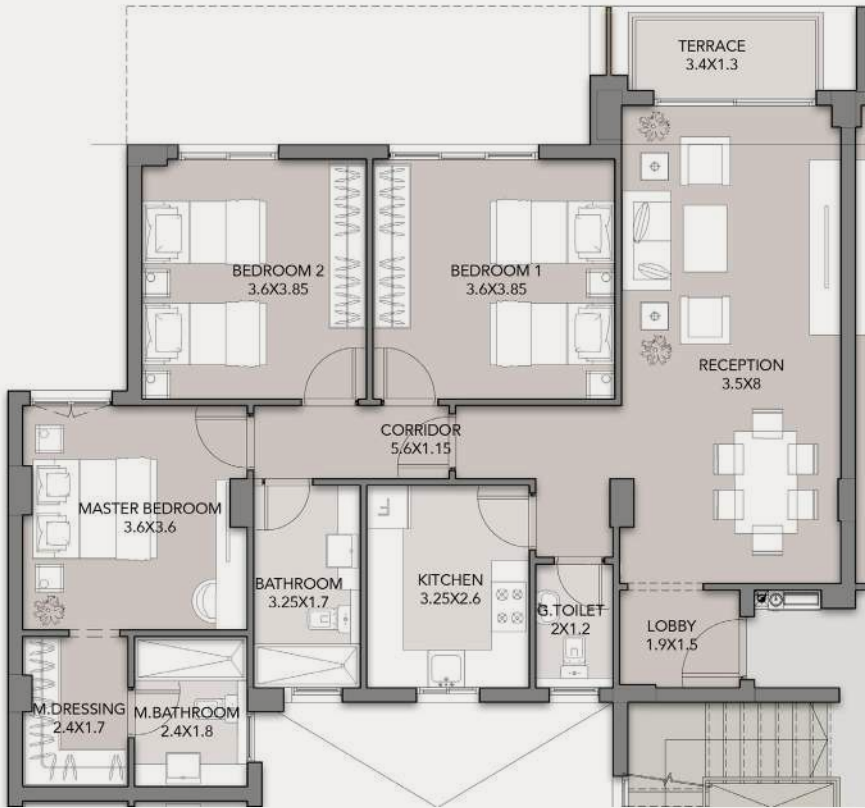


DISCLAIMER:
 1. All room dimensions are measured internally and exclude wall finishes and construction tolerance.2. All dimensions have been provided by our consultant architect.
 3. All material, dimensions and drawings are approximate, and information is subject to change without notice. 4. Reserving the right to make minor alterations to the drawings of 5% added or deducted from areas & values. 5. Drawing areas are not to scale. 6. The developer reserves the right to make revisions. 7. Actual unit areas, windows, porches, terraces, and exterior trim detail may vary by elevation style. 8. The unit orientation will be shown in the master plan and not the floor plan. 9. Floor plans layout and furniture plans are for indicative purposes.

BUILDING TYPE 6 - ENTRANCE A

3 BEDROOM

Gross Area: 153 m²
 Typical Floor
 Unit . 13

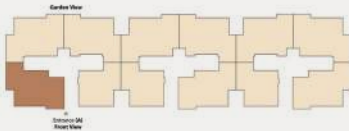


DISCLAIMER:
 1. All room dimensions are measured internally and exclude wall finishes and construction tolerance.2. All dimensions have been provided by our consultant architect.
 3. All material, dimensions and drawings are approximate, and information is subject to change without notice. 4. Reserving the right to make minor alterations to the drawings of 5% added or deducted from areas & values. 5. Drawing areas are not to scale. 6. The developer reserves the right to make revisions. 7. Actual unit areas, windows, porches, terraces, and exterior trim detail may vary by elevation style. 8. The unit orientation will be shown in the master plan and not the floor plan. 9. Floor plans layout and furniture plans are for indicative purposes.

BUILDING TYPE 6 - ENTRANCE A

3 BEDROOM

Gross Area: 148 m²
 Typical Floor
 Unit . 14

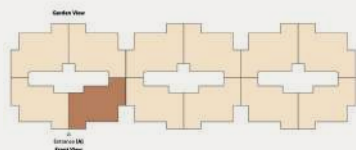


DISCLAIMER:
 1. All room dimensions are measured internally and exclude wall finishes and construction tolerance.2. All dimensions have been provided by our consultant architect.
 3. All material, dimensions and drawings are approximate, and information is subject to change without notice. 4. Reserving the right to make minor alterations to the drawings of 5% added or deducted from areas & values. 5. Drawing areas are not to scale. 6. The developer reserves the right to make revisions. 7. Actual unit areas, windows, porches, terraces, and exterior trim detail may vary by elevation style. 8. The unit orientation will be shown in the master plan and not the floor plan. 9. Floor plans layout and furniture plans are for indicative purposes.

BUILDING TYPE 6 - ENTRANCE A

3 BEDROOM

Gross Area: 138-140 m²
 Typical Floor
 Unit . 21/41/51

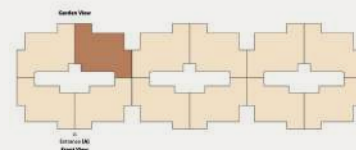
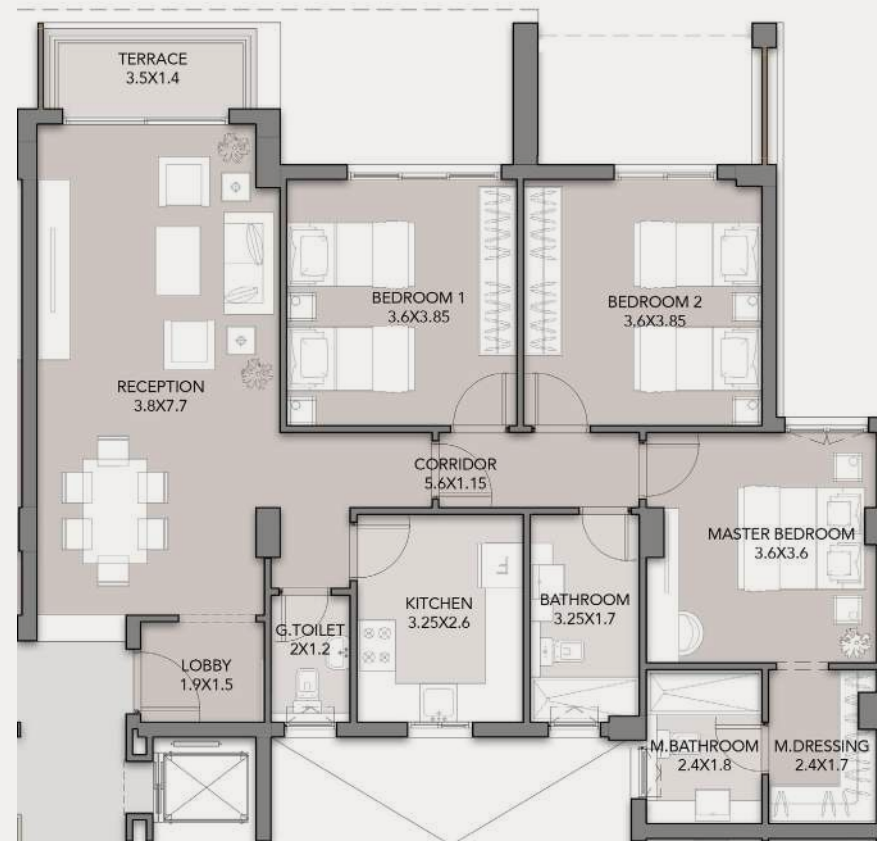


DISCLAIMER:
 1. All room dimensions are measured internally and exclude wall finishes and construction tolerance.2. All dimensions have been provided by our consultant architect.
 3. All material, dimensions and drawings are approximate, and information is subject to change without notice. 4. Reserving the right to make minor alterations to the drawings of 5% added or deducted from areas & values. 5. Drawing areas are not to scale. 6. The developer reserves the right to make revisions. 7. Actual unit areas, windows, porches, terraces, and exterior trim detail may vary by elevation style. 8. The unit orientation will be shown in the master plan and not the floor plan. 9. Floor plans layout and furniture plans are for indicative purposes.

BUILDING TYPE 6 - ENTRANCE A

3 BEDROOM

Gross Area: 152 m²
 Typical Floor
 Unit . 22/52

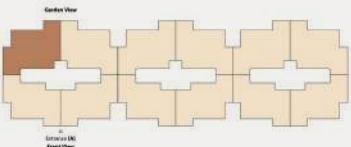
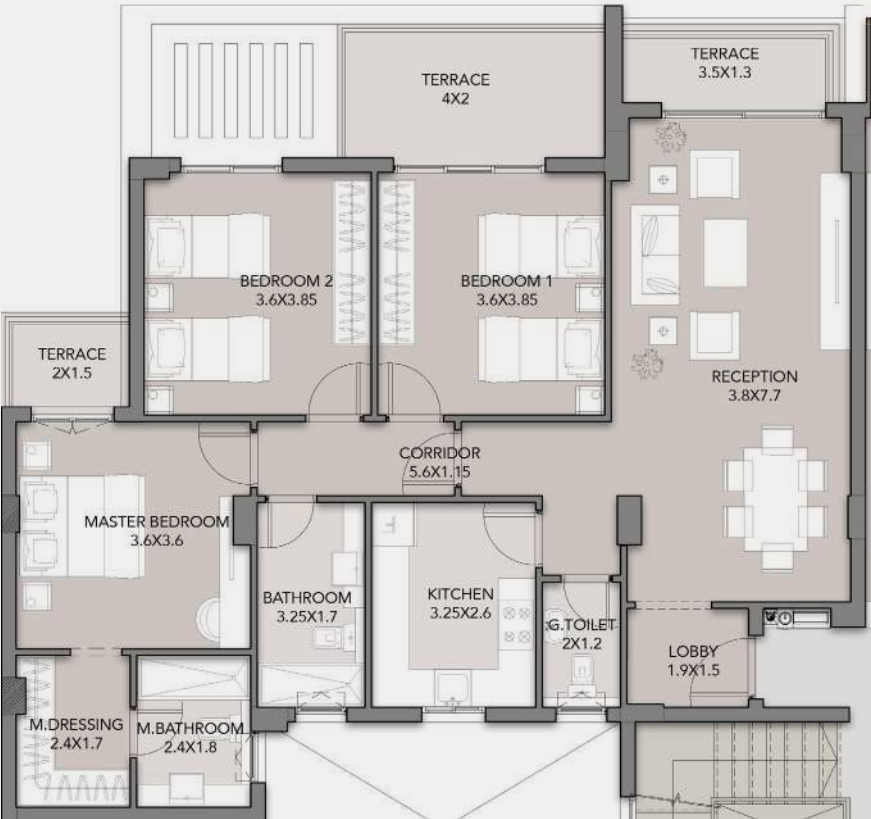


DISCLAIMER:
 1. All room dimensions are measured internally and exclude wall finishes and construction tolerance.2. All dimensions have been provided by our consultant architect.
 3. All material, dimensions and drawings are approximate, and information is subject to change without notice. 4. Reserving the right to make minor alterations to the drawings of 5% added or deducted from areas & values. 5. Drawing areas are not to scale. 6. The developer reserves the right to make revisions. 7. Actual unit areas, windows, porches, terraces, and exterior trim detail may vary by elevation style. 8. The unit orientation will be shown in the master plan and not the floor plan. 9. Floor plans layout and furniture plans are for indicative purposes.

BUILDING TYPE 6 - ENTRANCE A

3 BEDROOM

Gross Area: 168 m²
 Typical Floor
 Unit . 23

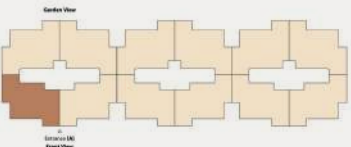
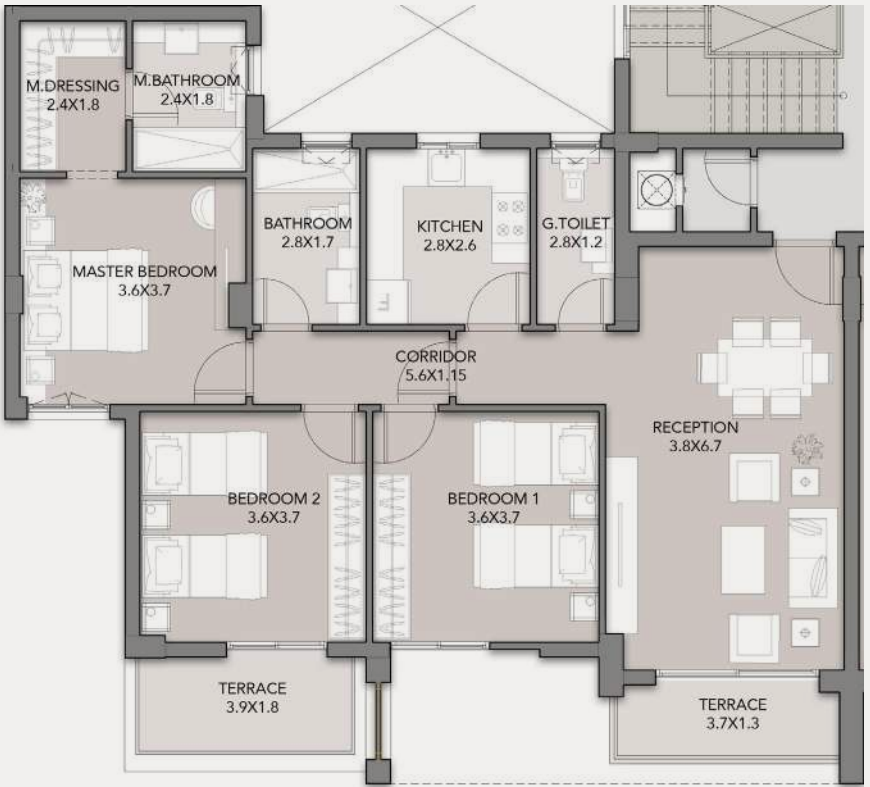


DISCLAIMER:
 1. All room dimensions are measured internally and exclude wall finishes and construction tolerance.2. All dimensions have been provided by our consultant architect.
 3. All material, dimensions and drawings are approximate, and information is subject to change without notice. 4. Reserving the right to make minor alterations to the drawings of 5% added or deducted from areas & values. 5. Drawing areas are not to scale. 6. The developer reserves the right to make revisions. 7. Actual unit areas, windows, porches, terraces, and exterior trim detail may vary by elevation style. 8. The unit orientation will be shown in the master plan and not the floor plan. 9. Floor plans layout and furniture plans are for indicative purposes.

BUILDING TYPE 6 - ENTRANCE A

3 BEDROOM

Gross Area: 148-150 m²
 Typical Floor
 Unit . 24/44

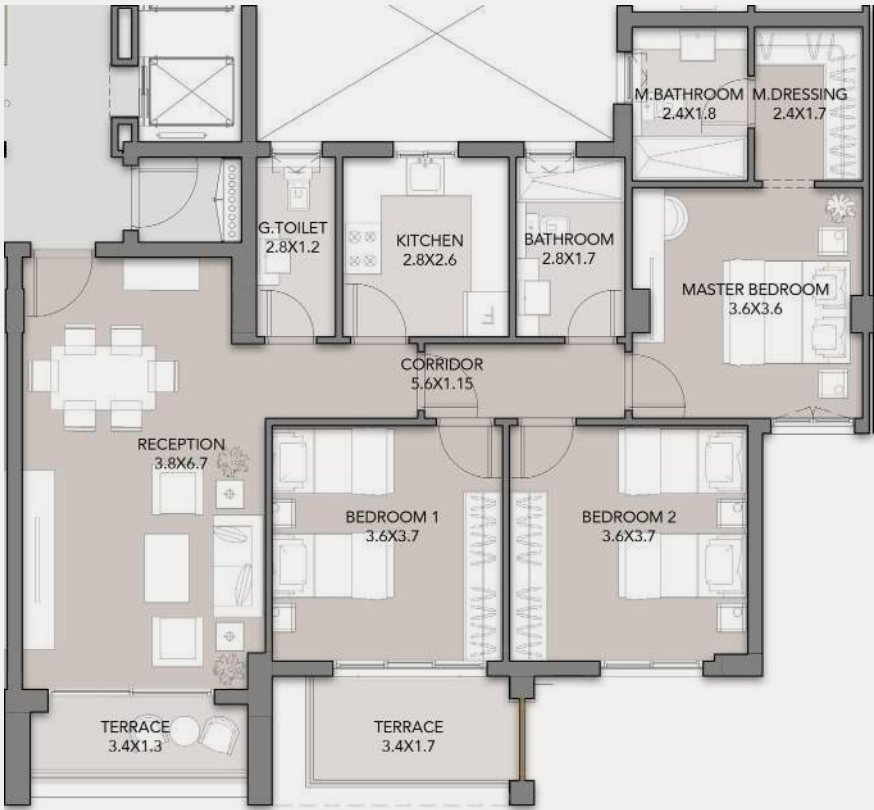


DISCLAIMER:
 1. All room dimensions are measured internally and exclude wall finishes and construction tolerance.2. All dimensions have been provided by our consultant architect.
 3. All material, dimensions and drawings are approximate, and information is subject to change without notice. 4. Reserving the right to make minor alterations to the drawings of 5% added or deducted from areas & values. 5. Drawing areas are not to scale. 6. The developer reserves the right to make revisions. 7. Actual unit areas, windows, porches, terraces, and exterior trim detail may vary by elevation style. 8. The unit orientation will be shown in the master plan and not the floor plan. 9. Floor plans layout and furniture plans are for indicative purposes.

BUILDING TYPE 6 - ENTRANCE A

3 BEDROOM

Gross Area: 140 m²
 Typical Floor
 Unit . 31

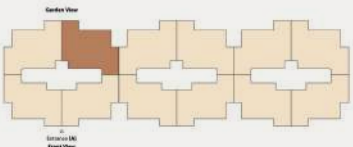
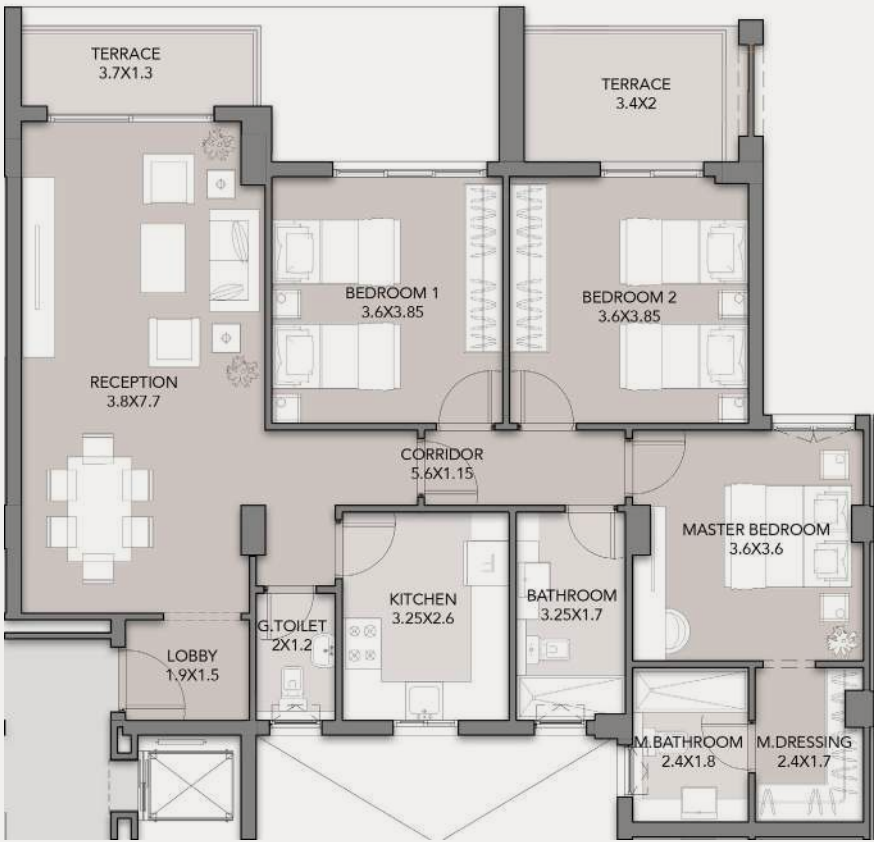


DISCLAIMER:
 1. All room dimensions are measured internally and exclude wall finishes and construction tolerance.2. All dimensions have been provided by our consultant architect.
 3. All material, dimensions and drawings are approximate, and information is subject to change without notice. 4. Reserving the right to make minor alterations to the drawings of 5% added or deducted from areas & values. 5. Drawing areas are not to scale. 6. The developer reserves the right to make revisions. 7. Actual unit areas, windows, porches, terraces, and exterior trim detail may vary by elevation style. 8. The unit orientation will be shown in the master plan and not the floor plan. 9. Floor plans layout and furniture plans are for indicative purposes.

BUILDING TYPE 6 - ENTRANCE A

3 BEDROOM

Gross Area: 159 m²
 Typical Floor
 Unit . 32/42

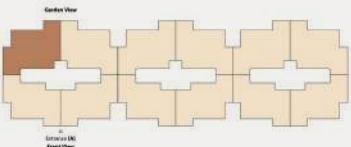
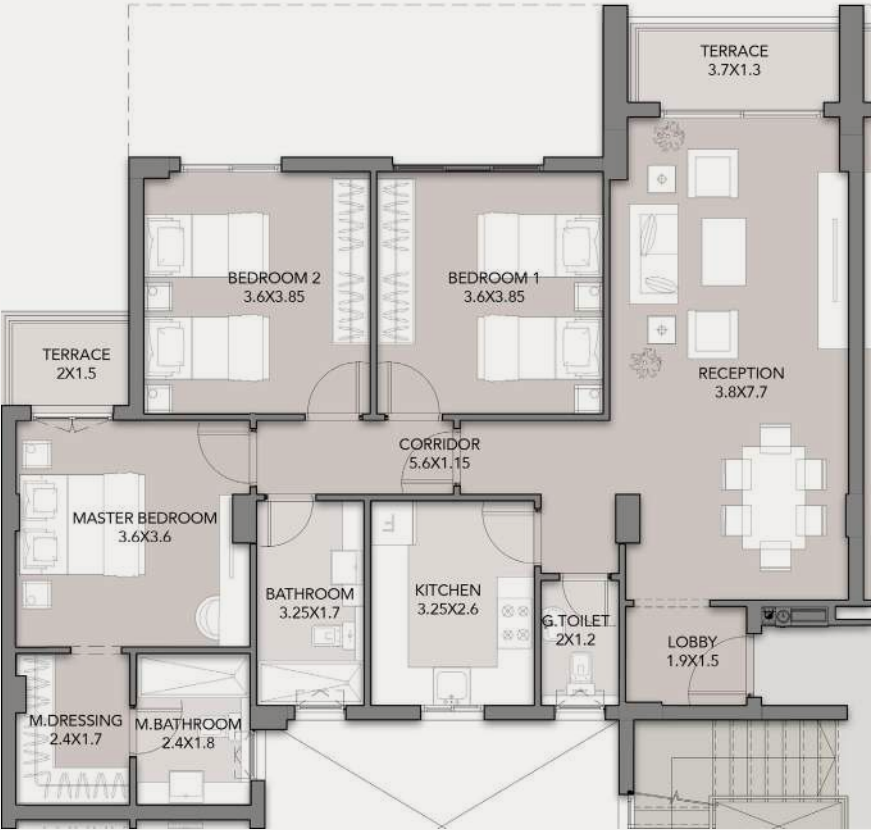


DISCLAIMER:
 1. All room dimensions are measured internally and exclude wall finishes and construction tolerance.2. All dimensions have been provided by our consultant architect.
 3. All material, dimensions and drawings are approximate, and information is subject to change without notice. 4. Reserving the right to make minor alterations to the drawings of 5% added or deducted from areas & values. 5. Drawing areas are not to scale. 6. The developer reserves the right to make revisions. 7. Actual unit areas, windows, porches, terraces, and exterior trim detail may vary by elevation style. 8. The unit orientation will be shown in the master plan and not the floor plan. 9. Floor plans layout and furniture plans are for indicative purposes.

BUILDING TYPE 6 - ENTRANCE A

3 BEDROOM

Gross Area: 153-154 m²
 Typical Floor
 Unit . 33/53



DISCLAIMER:
 1. All room dimensions are measured internally and exclude wall finishes and construction tolerance.2. All dimensions have been provided by our consultant architect.
 3. All material, dimensions and drawings are approximate, and information is subject to change without notice. 4. Reserving the right to make minor alterations to the drawings of 5% added or deducted from areas & values. 5. Drawing areas are not to scale. 6. The developer reserves the right to make revisions. 7. Actual unit areas, windows, porches, terraces, and exterior trim detail may vary by elevation style. 8. The unit orientation will be shown in the master plan and not the floor plan. 9. Floor plans layout and furniture plans are for indicative purposes.

BUILDING TYPE 6 - ENTRANCE A

3 BEDROOM

Gross Area: 147 m²
 Typical Floor
 Unit . 34

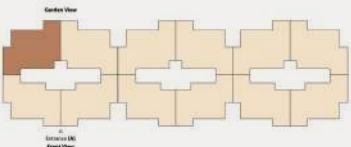
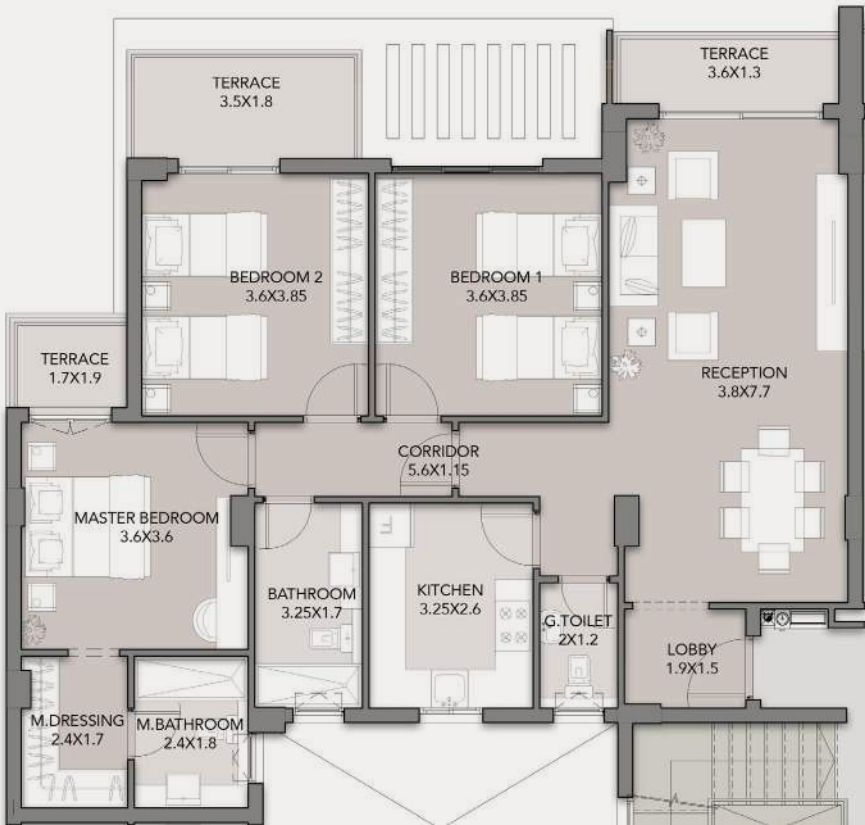


DISCLAIMER:
 1. All room dimensions are measured internally and exclude wall finishes and construction tolerance.2. All dimensions have been provided by our consultant architect.
 3. All material, dimensions and drawings are approximate, and information is subject to change without notice. 4. Reserving the right to make minor alterations to the drawings of 5% added or deducted from areas & values. 5. Drawing areas are not to scale. 6. The developer reserves the right to make revisions. 7. Actual unit areas, windows, porches, terraces, and exterior trim detail may vary by elevation style. 8. The unit orientation will be shown in the master plan and not the floor plan. 9. Floor plans layout and furniture plans are for indicative purposes.

BUILDING TYPE 6 - ENTRANCE A

3 BEDROOM

Gross Area: 162 m²
 Typical Floor
 Unit . 43

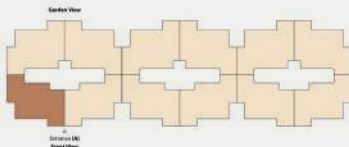
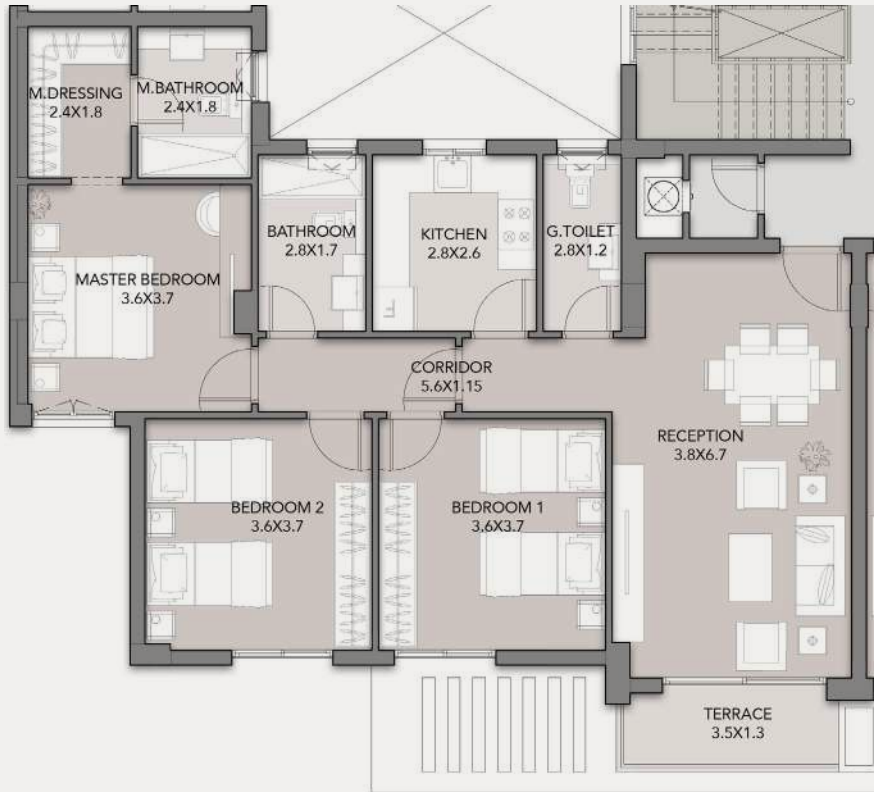


DISCLAIMER:
 1. All room dimensions are measured internally and exclude wall finishes and construction tolerance.2. All dimensions have been provided by our consultant architect.
 3. All material, dimensions and drawings are approximate, and information is subject to change without notice. 4. Reserving the right to make minor alterations to the drawings of 5% added or deducted from areas & values. 5. Drawing areas are not to scale. 6. The developer reserves the right to make revisions. 7. Actual unit areas, windows, porches, terraces, and exterior trim detail may vary by elevation style. 8. The unit orientation will be shown in the master plan and not the floor plan. 9. Floor plans layout and furniture plans are for indicative purposes.

BUILDING TYPE 6 - ENTRANCE A

3 BEDROOM

Gross Area: 140 m²
 Typical Floor
 Unit . 54



DISCLAIMER:
 1. All room dimensions are measured internally and exclude wall finishes and construction tolerance.2. All dimensions have been provided by our consultant architect.
 3. All material, dimensions and drawings are approximate, and information is subject to change without notice. 4. Reserving the right to make minor alterations to the drawings of 5% added or deducted from areas & values. 5. Drawing areas are not to scale. 6. The developer reserves the right to make revisions. 7. Actual unit areas, windows, porches, terraces, and exterior trim detail may vary by elevation style. 8. The unit orientation will be shown in the master plan and not the floor plan. 9. Floor plans layout and furniture plans are for indicative purposes.

BUILDING TYPE 6 - ENTRANCE B

3 BEDROOM

Gross Area: 135 m²
Ground Floor
Unit . 1



DISCLAIMER:
1. All room dimensions are measured internally and exclude wall finishes and construction tolerance.2. All dimensions have been provided by our consultant architect.
3. All material, dimensions and drawings are approximate, and information is subject to change without notice. 4. Reserving the right to make minor alterations to the drawings of 5% added or deducted from areas & values. 5. Drawing areas are not to scale. 6. The developer reserves the right to make revisions. 7. Actual unit areas, windows, porches, terraces, and exterior trim detail may vary by elevation style. 8. The unit orientation will be shown in the master plan and not the floor plan. 9. Floor plans layout and furniture plans are for indicative purposes.

BUILDING TYPE 6 - ENTRANCE B

3 BEDROOM

Gross Area: 142 m²
Ground Floor
Unit . 2



DISCLAIMER:
1. All room dimensions are measured internally and exclude wall finishes and construction tolerance.2. All dimensions have been provided by our consultant architect.
3. All material, dimensions and drawings are approximate, and information is subject to change without notice. 4. Reserving the right to make minor alterations to the drawings of 5% added or deducted from areas & values. 5. Drawing areas are not to scale. 6. The developer reserves the right to make revisions. 7. Actual unit areas, windows, porches, terraces, and exterior trim detail may vary by elevation style. 8. The unit orientation will be shown in the master plan and not the floor plan. 9. Floor plans layout and furniture plans are for indicative purposes.

BUILDING TYPE 6 - ENTRANCE B

3 BEDROOM

Gross Area: 148 m²
 Ground Floor
 Unit . 3



DISCLAIMER:
 1. All room dimensions are measured internally and exclude wall finishes and construction tolerance.2. All dimensions have been provided by our consultant architect.
 3. All material, dimensions and drawings are approximate, and information is subject to change without notice. 4. Reserving the right to make minor alterations to the drawings of 5% added or deducted from areas & values. 5. Drawing areas are not to scale. 6. The developer reserves the right to make revisions. 7. Actual unit areas, windows, porches, terraces, and exterior trim detail may vary by elevation style. 8. The unit orientation will be shown in the master plan and not the floor plan. 9. Floor plans layout and furniture plans are for indicative purposes.

BUILDING TYPE 6 - ENTRANCE B

2 BEDROOM

Gross Area: 104 m²
 Ground Floor
 Unit . 4

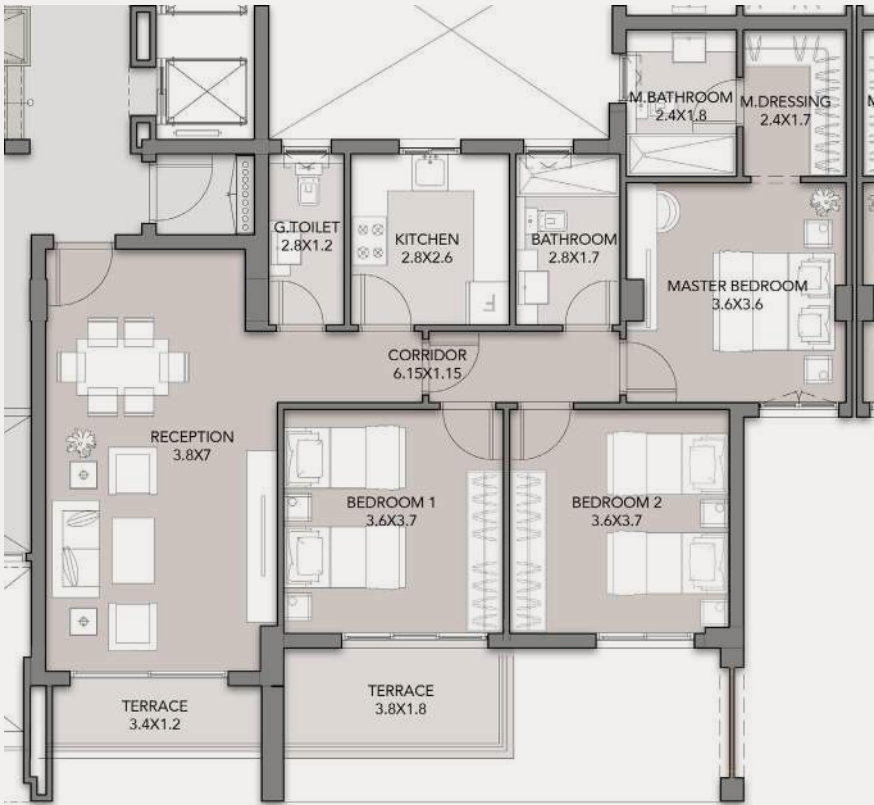


DISCLAIMER:
 1. All room dimensions are measured internally and exclude wall finishes and construction tolerance.2. All dimensions have been provided by our consultant architect.
 3. All material, dimensions and drawings are approximate, and information is subject to change without notice. 4. Reserving the right to make minor alterations to the drawings of 5% added or deducted from areas & values. 5. Drawing areas are not to scale. 6. The developer reserves the right to make revisions. 7. Actual unit areas, windows, porches, terraces, and exterior trim detail may vary by elevation style. 8. The unit orientation will be shown in the master plan and not the floor plan. 9. Floor plans layout and furniture plans are for indicative purposes.

BUILDING TYPE 6 - ENTRANCE B

3 BEDROOM

Gross Area: 148 m²
 Typical Floor
 Unit . 11



DISCLAIMER:
 1. All room dimensions are measured internally and exclude wall finishes and construction tolerance.2. All dimensions have been provided by our consultant architect.
 3. All material, dimensions and drawings are approximate, and information is subject to change without notice. 4. Reserving the right to make minor alterations to the drawings of 5% added or deducted from areas & values. 5. Drawing areas are not to scale. 6. The developer reserves the right to make revisions. 7. Actual unit areas, windows, porches, terraces, and exterior trim detail may vary by elevation style. 8. The unit orientation will be shown in the master plan and not the floor plan. 9. Floor plans layout and furniture plans are for indicative purposes.

BUILDING TYPE 6 - ENTRANCE B

3 BEDROOM

Gross Area: 148 m²
 Typical Floor
 Unit . 12

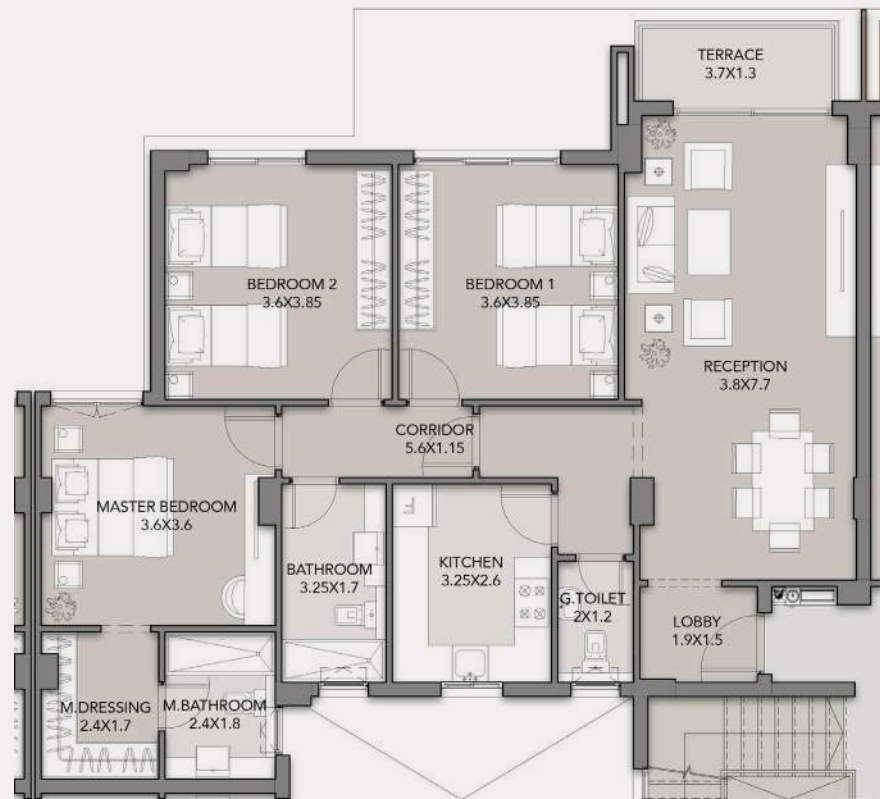


DISCLAIMER:
 1. All room dimensions are measured internally and exclude wall finishes and construction tolerance.2. All dimensions have been provided by our consultant architect.
 3. All material, dimensions and drawings are approximate, and information is subject to change without notice. 4. Reserving the right to make minor alterations to the drawings of 5% added or deducted from areas & values. 5. Drawing areas are not to scale. 6. The developer reserves the right to make revisions. 7. Actual unit areas, windows, porches, terraces, and exterior trim detail may vary by elevation style. 8. The unit orientation will be shown in the master plan and not the floor plan. 9. Floor plans layout and furniture plans are for indicative purposes.

BUILDING TYPE 6 - ENTRANCE B

3 BEDROOM

Gross Area: 154 m²
 Typical Floor
 Unit . 13

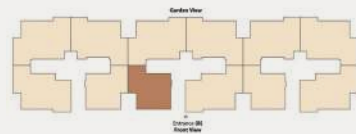


DISCLAIMER:
 1. All room dimensions are measured internally and exclude wall finishes and construction tolerance.2. All dimensions have been provided by our consultant architect.
 3. All material, dimensions and drawings are approximate, and information is subject to change without notice. 4. Reserving the right to make minor alterations to the drawings of 5% added or deducted from areas & values. 5. Drawing areas are not to scale. 6. The developer reserves the right to make revisions. 7. Actual unit areas, windows, porches, terraces, and exterior trim detail may vary by elevation style. 8. The unit orientation will be shown in the master plan and not the floor plan. 9. Floor plans layout and furniture plans are for indicative purposes.

BUILDING TYPE 6 - ENTRANCE B

2 BEDROOM

Gross Area: 112 m²
 Typical Floor
 Unit . 14



DISCLAIMER:
 1. All room dimensions are measured internally and exclude wall finishes and construction tolerance.2. All dimensions have been provided by our consultant architect.
 3. All material, dimensions and drawings are approximate, and information is subject to change without notice. 4. Reserving the right to make minor alterations to the drawings of 5% added or deducted from areas & values. 5. Drawing areas are not to scale. 6. The developer reserves the right to make revisions. 7. Actual unit areas, windows, porches, terraces, and exterior trim detail may vary by elevation style. 8. The unit orientation will be shown in the master plan and not the floor plan. 9. Floor plans layout and furniture plans are for indicative purposes.

BUILDING TYPE 6 - ENTRANCE B

3 BEDROOM

Gross Area: 138-140 m²
 Typical Floor
 Unit . 21/41/51

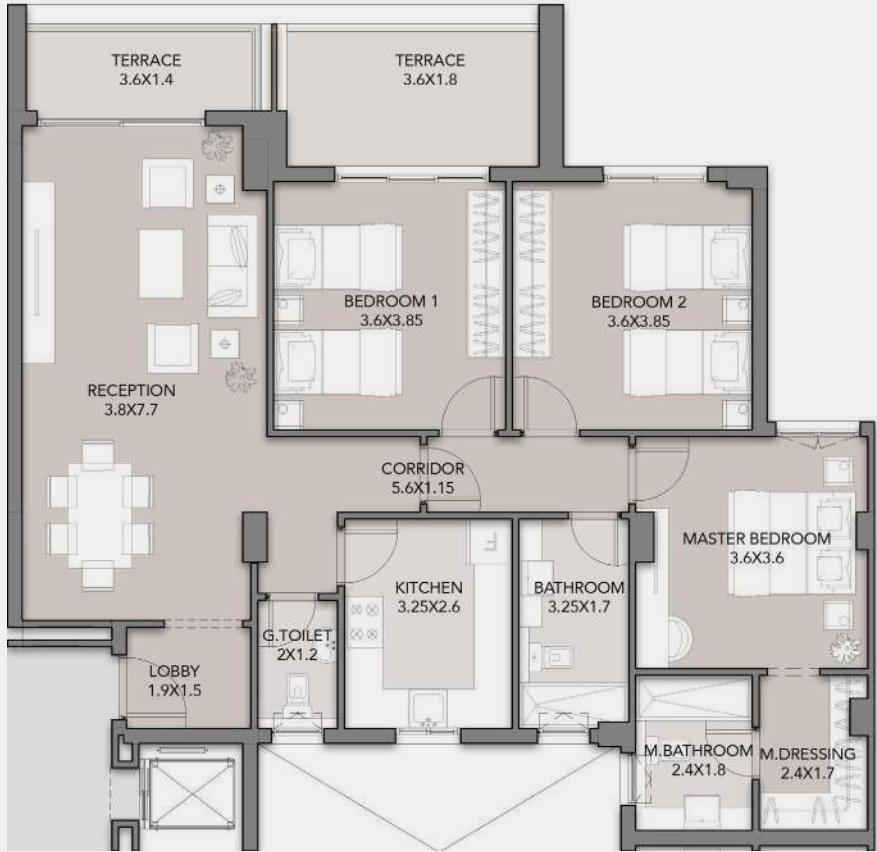


DISCLAIMER:
 1. All room dimensions are measured internally and exclude wall finishes and construction tolerance.2. All dimensions have been provided by our consultant architect.
 3. All material, dimensions and drawings are approximate, and information is subject to change without notice. 4. Reserving the right to make minor alterations to the drawings of 5% added or deducted from areas & values. 5. Drawing areas are not to scale. 6. The developer reserves the right to make revisions. 7. Actual unit areas, windows, porches, terraces, and exterior trim detail may vary by elevation style. 8. The unit orientation will be shown in the master plan and not the floor plan. 9. Floor plans layout and furniture plans are for indicative purposes.

BUILDING TYPE 6 - ENTRANCE B

3 BEDROOM

Gross Area: 162 m²
 Typical Floor
 Unit . 22



DISCLAIMER:
 1. All room dimensions are measured internally and exclude wall finishes and construction tolerance.2. All dimensions have been provided by our consultant architect.
 3. All material, dimensions and drawings are approximate, and information is subject to change without notice. 4. Reserving the right to make minor alterations to the drawings of 5% added or deducted from areas & values. 5. Drawing areas are not to scale. 6. The developer reserves the right to make revisions. 7. Actual unit areas, windows, porches, terraces, and exterior trim detail may vary by elevation style. 8. The unit orientation will be shown in the master plan and not the floor plan. 9. Floor plans layout and furniture plans are for indicative purposes.

BUILDING TYPE 6 - ENTRANCE B

3 BEDROOM

Gross Area: 165 m²
 Typical Floor
 Unit . 23



DISCLAIMER:
 1. All room dimensions are measured internally and exclude wall finishes and construction tolerance.2. All dimensions have been provided by our consultant architect.
 3. All material, dimensions and drawings are approximate, and information is subject to change without notice. 4. Reserving the right to make minor alterations to the drawings of 5% added or deducted from areas & values. 5. Drawing areas are not to scale. 6. The developer reserves the right to make revisions. 7. Actual unit areas, windows, porches, terraces, and exterior trim detail may vary by elevation style. 8. The unit orientation will be shown in the master plan and not the floor plan. 9. Floor plans layout and furniture plans are for indicative purposes.

BUILDING TYPE 6 - ENTRANCE B

3 BEDROOM

Gross Area: 150 m²
 Typical Floor
 Unit . 24

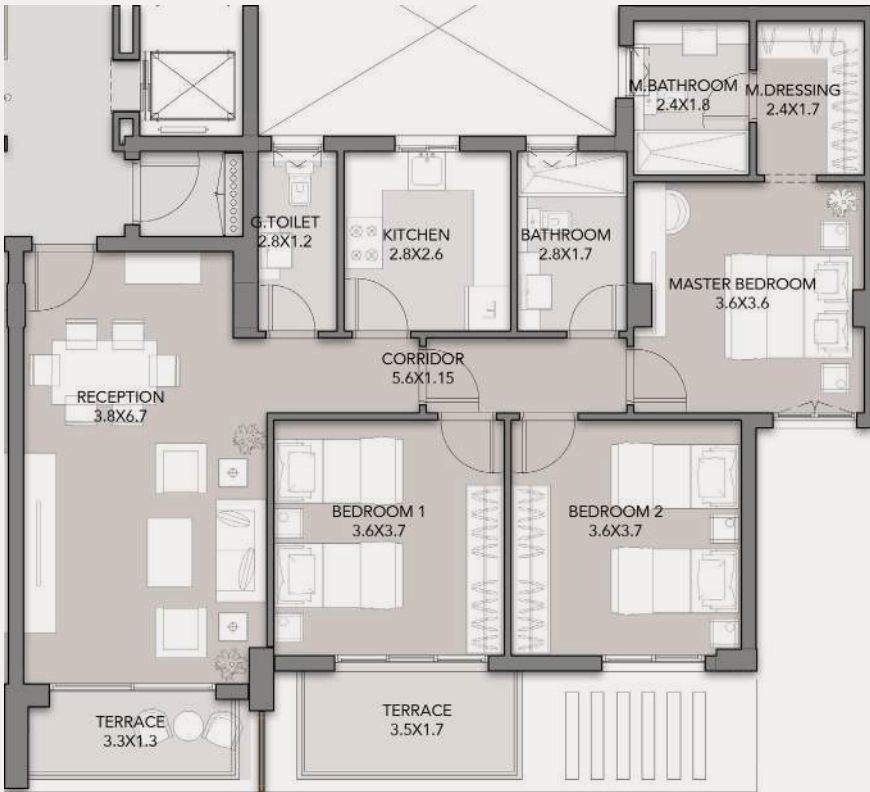


DISCLAIMER:
 1. All room dimensions are measured internally and exclude wall finishes and construction tolerance.2. All dimensions have been provided by our consultant architect.
 3. All material, dimensions and drawings are approximate, and information is subject to change without notice. 4. Reserving the right to make minor alterations to the drawings of 5% added or deducted from areas & values. 5. Drawing areas are not to scale. 6. The developer reserves the right to make revisions. 7. Actual unit areas, windows, porches, terraces, and exterior trim detail may vary by elevation style. 8. The unit orientation will be shown in the master plan and not the floor plan. 9. Floor plans layout and furniture plans are for indicative purposes.

BUILDING TYPE 6 - ENTRANCE B

3 BEDROOM

Gross Area: 147 m²
 Typical Floor
 Unit . 31

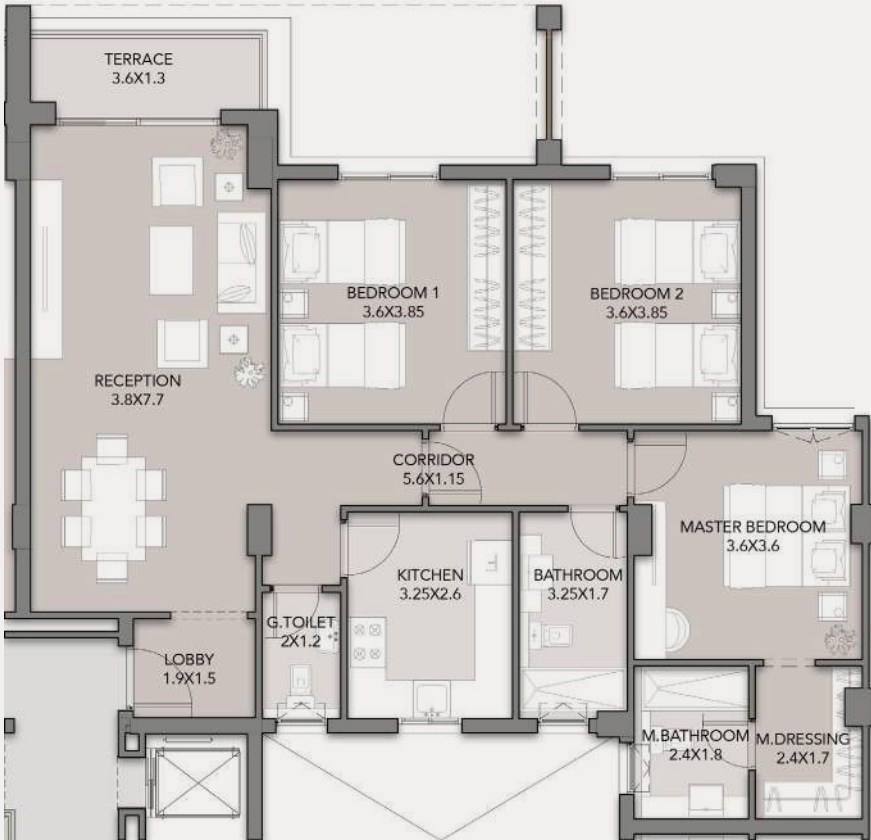


DISCLAIMER:
 1. All room dimensions are measured internally and exclude wall finishes and construction tolerance.2. All dimensions have been provided by our consultant architect.
 3. All material, dimensions and drawings are approximate, and information is subject to change without notice. 4. Reserving the right to make minor alterations to the drawings of 5% added or deducted from areas & values. 5. Drawing areas are not to scale. 6. The developer reserves the right to make revisions. 7. Actual unit areas, windows, porches, terraces, and exterior trim detail may vary by elevation style. 8. The unit orientation will be shown in the master plan and not the floor plan. 9. Floor plans layout and furniture plans are for indicative purposes.

BUILDING TYPE 6 - ENTRANCE B

3 BEDROOM

Gross Area: 152-153 m²
 Typical Floor
 Unit . 32/42/52

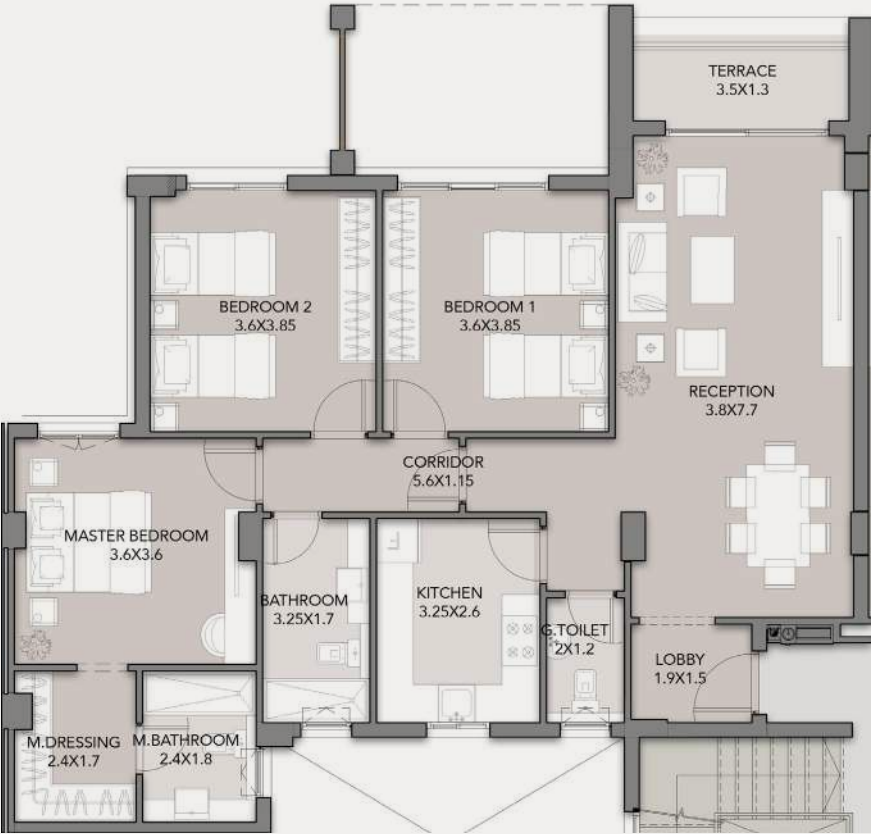


DISCLAIMER:
 1. All room dimensions are measured internally and exclude wall finishes and construction tolerance.2. All dimensions have been provided by our consultant architect.
 3. All material, dimensions and drawings are approximate, and information is subject to change without notice. 4. Reserving the right to make minor alterations to the drawings of 5% added or deducted from areas & values. 5. Drawing areas are not to scale. 6. The developer reserves the right to make revisions. 7. Actual unit areas, windows, porches, terraces, and exterior trim detail may vary by elevation style. 8. The unit orientation will be shown in the master plan and not the floor plan. 9. Floor plans layout and furniture plans are for indicative purposes.

BUILDING TYPE 6 - ENTRANCE B

3 BEDROOM

Gross Area: 152-154 m²
 Typical Floor
 Unit . 33/43/53

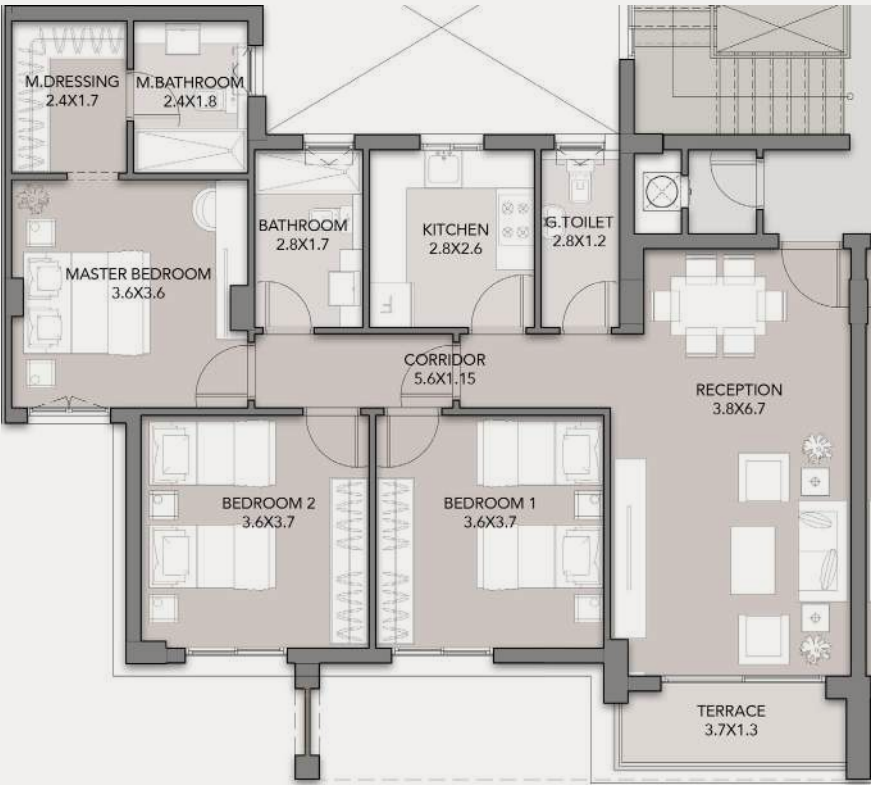


DISCLAIMER:
 1. All room dimensions are measured internally and exclude wall finishes and construction tolerance.2. All dimensions have been provided by our consultant architect.
 3. All material, dimensions and drawings are approximate, and information is subject to change without notice. 4. Reserving the right to make minor alterations to the drawings of 5% added or deducted from areas & values. 5. Drawing areas are not to scale. 6. The developer reserves the right to make revisions. 7. Actual unit areas, windows, porches, terraces, and exterior trim detail may vary by elevation style. 8. The unit orientation will be shown in the master plan and not the floor plan. 9. Floor plans layout and furniture plans are for indicative purposes.

BUILDING TYPE 6 - ENTRANCE B

3 BEDROOM

Gross Area: 140-141 m²
 Typical Floor
 Unit . 34/44/54

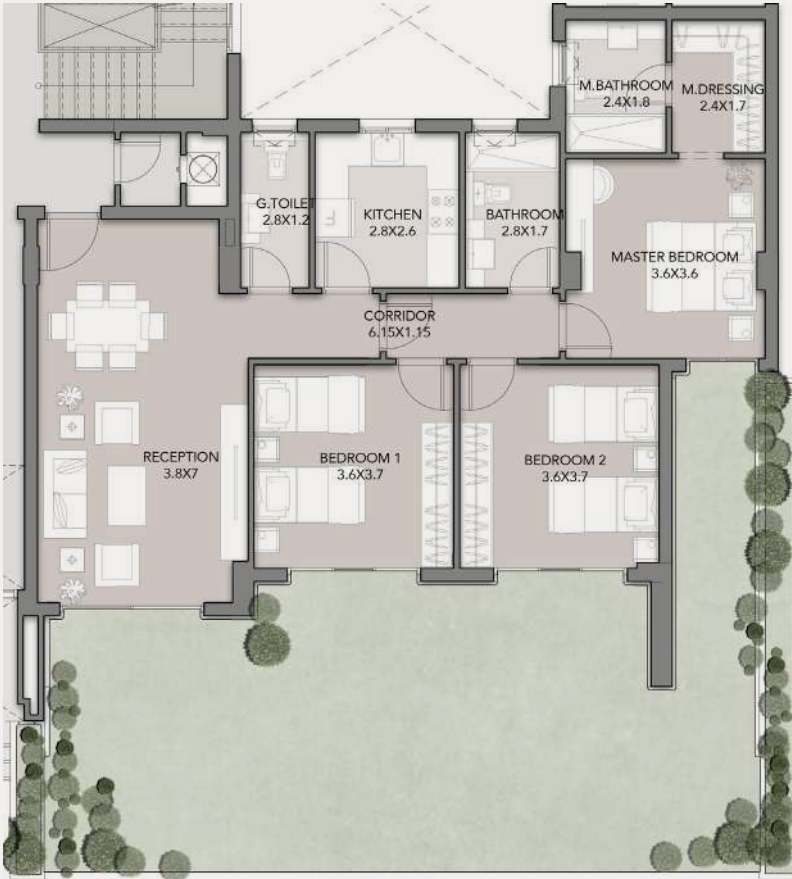


DISCLAIMER:
 1. All room dimensions are measured internally and exclude wall finishes and construction tolerance.2. All dimensions have been provided by our consultant architect.
 3. All material, dimensions and drawings are approximate, and information is subject to change without notice. 4. Reserving the right to make minor alterations to the drawings of 5% added or deducted from areas & values. 5. Drawing areas are not to scale. 6. The developer reserves the right to make revisions. 7. Actual unit areas, windows, porches, terraces, and exterior trim detail may vary by elevation style. 8. The unit orientation will be shown in the master plan and not the floor plan. 9. Floor plans layout and furniture plans are for indicative purposes.

BUILDING TYPE 6 - ENTRANCE C

3 BEDROOM

Gross Area: 135 m²
Ground Floor
Unit . 1

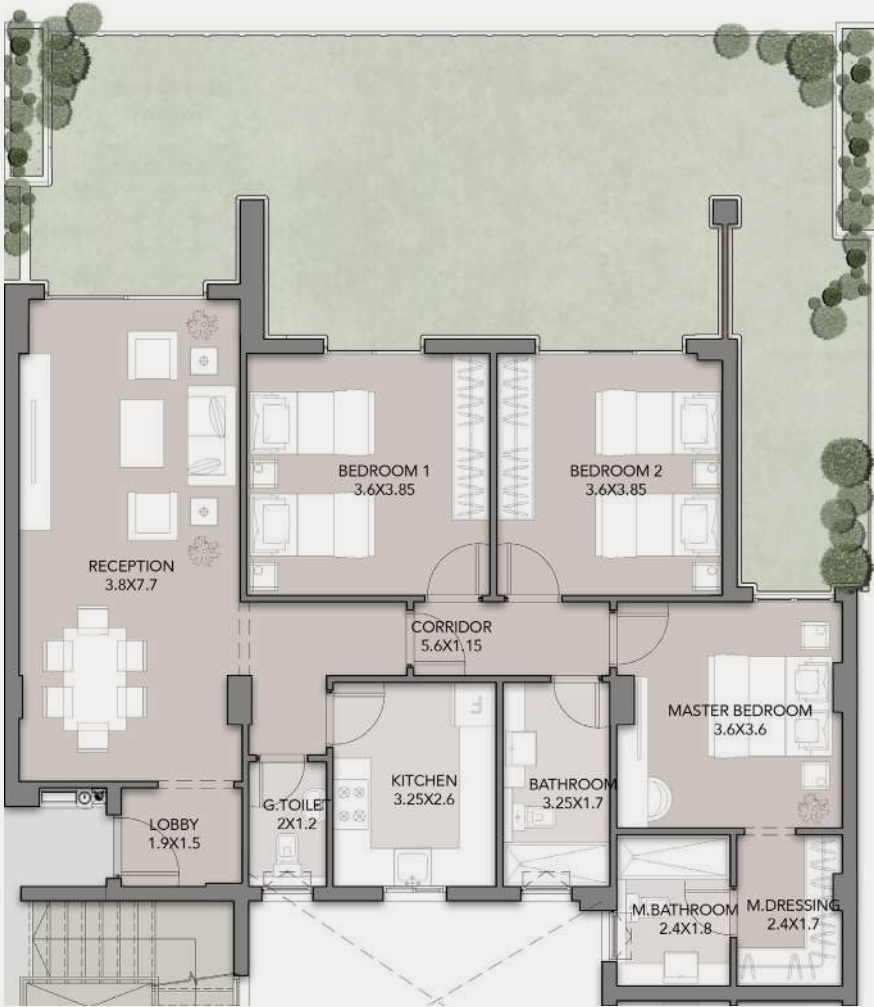


DISCLAIMER:
1. All room dimensions are measured internally and exclude wall finishes and construction tolerance.2. All dimensions have been provided by our consultant architect.
3. All material, dimensions and drawings are approximate, and information is subject to change without notice. 4. Reserving the right to make minor alterations to the drawings of 5% added or deducted from areas & values. 5. Drawing areas are not to scale. 6. The developer reserves the right to make revisions. 7. Actual unit areas, windows, porches, terraces, and exterior trim detail may vary by elevation style. 8. The unit orientation will be shown in the master plan and not the floor plan. 9. Floor plans layout and furniture plans are for indicative purposes.

BUILDING TYPE 6 - ENTRANCE C

3 BEDROOM

Gross Area: 146 m²
Ground Floor
Unit . 2

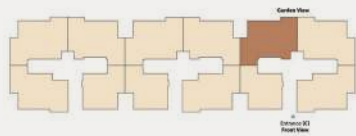


DISCLAIMER:
1. All room dimensions are measured internally and exclude wall finishes and construction tolerance.2. All dimensions have been provided by our consultant architect.
3. All material, dimensions and drawings are approximate, and information is subject to change without notice. 4. Reserving the right to make minor alterations to the drawings of 5% added or deducted from areas & values. 5. Drawing areas are not to scale. 6. The developer reserves the right to make revisions. 7. Actual unit areas, windows, porches, terraces, and exterior trim detail may vary by elevation style. 8. The unit orientation will be shown in the master plan and not the floor plan. 9. Floor plans layout and furniture plans are for indicative purposes.

BUILDING TYPE 6 - ENTRANCE C

3 BEDROOM

Gross Area: 144 m²
Ground Floor
Unit . 3

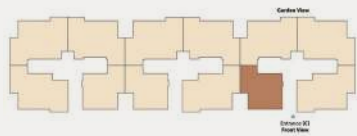


DISCLAIMER:
1. All room dimensions are measured internally and exclude wall finishes and construction tolerance.2. All dimensions have been provided by our consultant architect.
3. All material, dimensions and drawings are approximate, and information is subject to change without notice. 4. Reserving the right to make minor alterations to the drawings of 5% added or deducted from areas & values. 5. Drawing areas are not to scale. 6. The developer reserves the right to make revisions. 7. Actual unit areas, windows, porches, terraces, and exterior trim detail may vary by elevation style. 8. The unit orientation will be shown in the master plan and not the floor plan. 9. Floor plans layout and furniture plans are for indicative purposes.

BUILDING TYPE 6 - ENTRANCE C

2 BEDROOM

Gross Area: 101 m²
Ground Floor
Unit . 4



DISCLAIMER:
1. All room dimensions are measured internally and exclude wall finishes and construction tolerance.2. All dimensions have been provided by our consultant architect.
3. All material, dimensions and drawings are approximate, and information is subject to change without notice. 4. Reserving the right to make minor alterations to the drawings of 5% added or deducted from areas & values. 5. Drawing areas are not to scale. 6. The developer reserves the right to make revisions. 7. Actual unit areas, windows, porches, terraces, and exterior trim detail may vary by elevation style. 8. The unit orientation will be shown in the master plan and not the floor plan. 9. Floor plans layout and furniture plans are for indicative purposes.

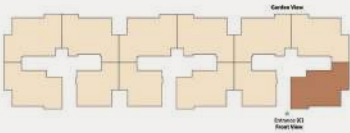
BUILDING TYPE 6 - ENTRANCE C

3 BEDROOM

Gross Area: 152 m²

Typical Floor

Unit . 11



DISCLAIMER:

1. All room dimensions are measured internally and exclude wall finishes and construction tolerance.2. All dimensions have been provided by our consultant architect. 3. All material, dimensions and drawings are approximate, and information is subject to change without notice. 4. Reserving the right to make minor alterations to the drawings of 5% added or deducted from areas & values. 5. Drawing areas are not to scale. 6. The developer reserves the right to make revisions. 7. Actual unit areas, windows, porches, terraces, and exterior trim detail may vary by elevation style. 8. The unit orientation will be shown in the master plan and not the floor plan. 9. Floor plans layout and furniture plans are for indicative purposes.

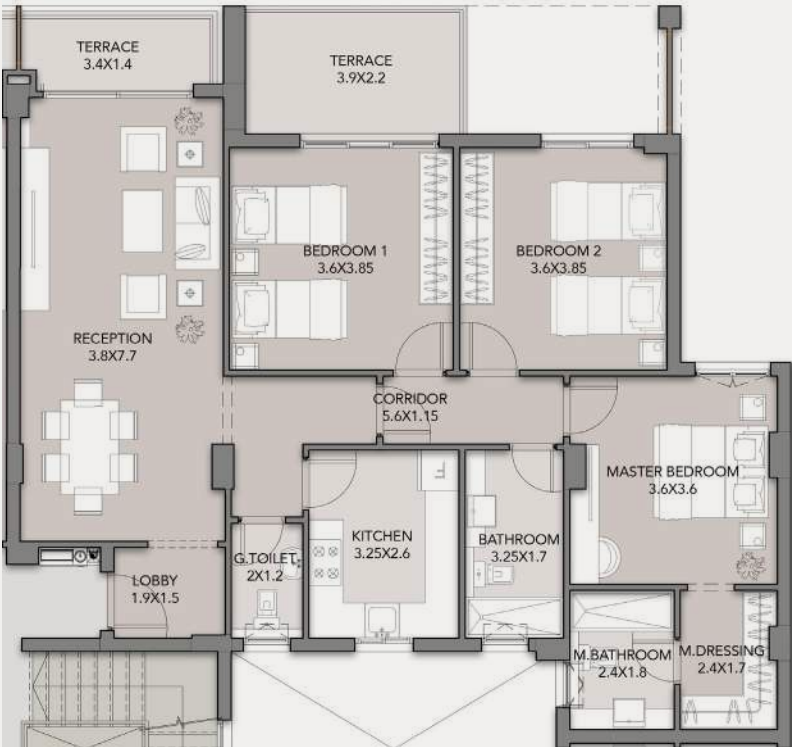
BUILDING TYPE 6 - ENTRANCE C

3 BEDROOM

Gross Area: 163 m²

Typical Floor

Unit . 12



DISCLAIMER:

1. All room dimensions are measured internally and exclude wall finishes and construction tolerance.2. All dimensions have been provided by our consultant architect. 3. All material, dimensions and drawings are approximate, and information is subject to change without notice. 4. Reserving the right to make minor alterations to the drawings of 5% added or deducted from areas & values. 5. Drawing areas are not to scale. 6. The developer reserves the right to make revisions. 7. Actual unit areas, windows, porches, terraces, and exterior trim detail may vary by elevation style. 8. The unit orientation will be shown in the master plan and not the floor plan. 9. Floor plans layout and furniture plans are for indicative purposes.

BUILDING TYPE 6 - ENTRANCE C

3 BEDROOM

Gross Area: 162 m²
 Typical Floor
 Unit . 13



DISCLAIMER:
 1. All room dimensions are measured internally and exclude wall finishes and construction tolerance.2. All dimensions have been provided by our consultant architect.
 3. All material, dimensions and drawings are approximate, and information is subject to change without notice. 4. Reserving the right to make minor alterations to the drawings of 5% added or deducted from areas & values. 5. Drawing areas are not to scale. 6. The developer reserves the right to make revisions. 7. Actual unit areas, windows, porches, terraces, and exterior trim detail may vary by elevation style. 8. The unit orientation will be shown in the master plan and not the floor plan. 9. Floor plans layout and furniture plans are for indicative purposes.

BUILDING TYPE 6 - ENTRANCE C

2 BEDROOM

Gross Area: 118 m²
 Typical Floor
 Unit . 14



DISCLAIMER:
 1. All room dimensions are measured internally and exclude wall finishes and construction tolerance.2. All dimensions have been provided by our consultant architect.
 3. All material, dimensions and drawings are approximate, and information is subject to change without notice. 4. Reserving the right to make minor alterations to the drawings of 5% added or deducted from areas & values. 5. Drawing areas are not to scale. 6. The developer reserves the right to make revisions. 7. Actual unit areas, windows, porches, terraces, and exterior trim detail may vary by elevation style. 8. The unit orientation will be shown in the master plan and not the floor plan. 9. Floor plans layout and furniture plans are for indicative purposes.

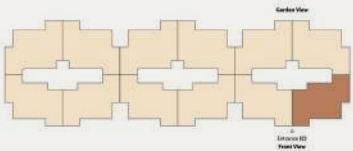
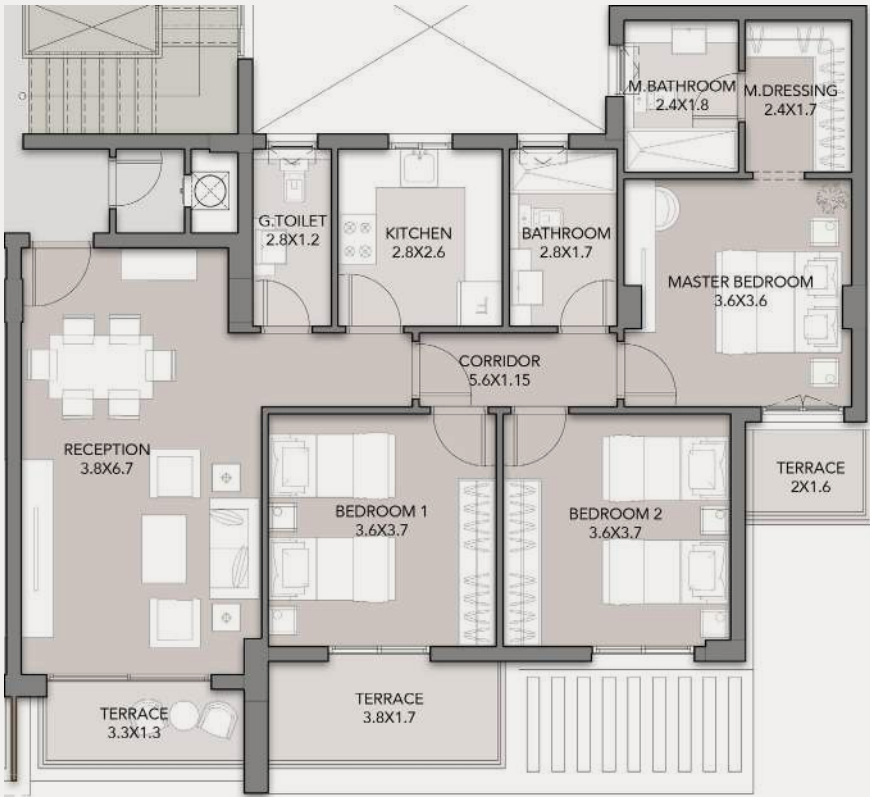
BUILDING TYPE 6 - ENTRANCE C

3 BEDROOM

Gross Area: 153 m²

Typical Floor

Unit . 21



DISCLAIMER:

1. All room dimensions are measured internally and exclude wall finishes and construction tolerance.2. All dimensions have been provided by our consultant architect.3. All material, dimensions and drawings are approximate, and information is subject to change without notice.4. Reserving the right to make minor alterations to the drawings of 5% added or deducted from areas & values.5. Drawing areas are not to scale.6. The developer reserves the right to make revisions.7. Actual unit areas, windows, porches, terraces, and exterior trim detail may vary by elevation style.8. The unit orientation will be shown in the master plan and not the floor plan.9. Floor plans layout and furniture plans are for indicative purposes.

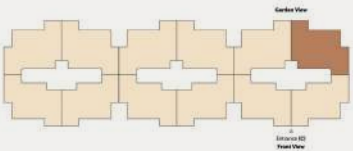
BUILDING TYPE 6 - ENTRANCE C

3 BEDROOM

Gross Area: 160 m²

Typical Floor

Unit . 22



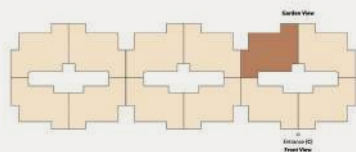
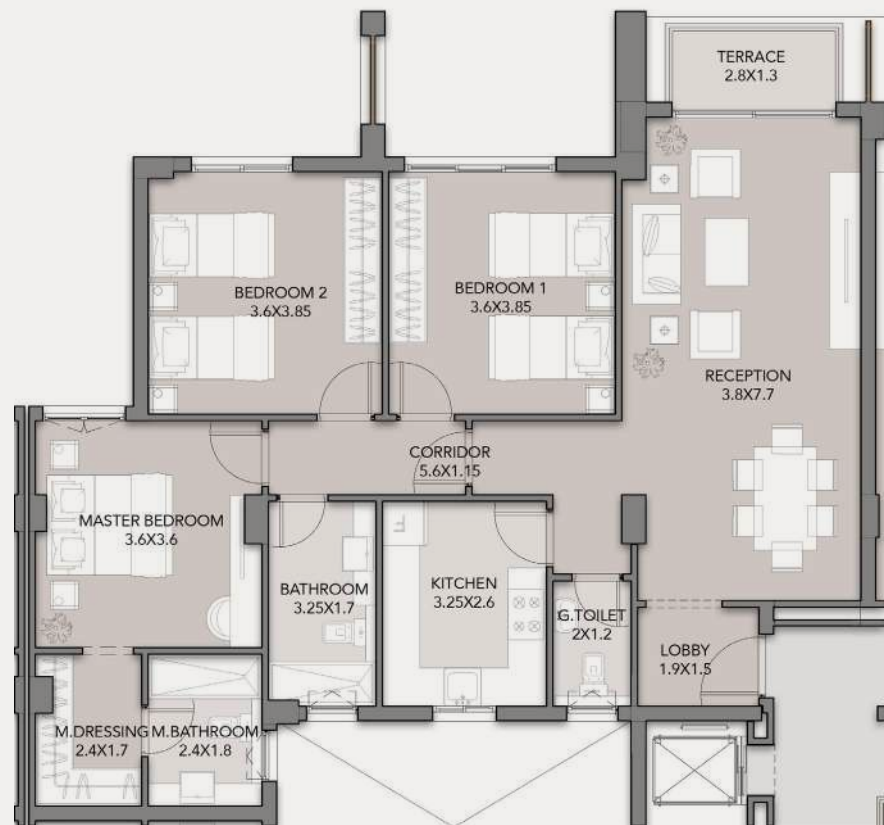
DISCLAIMER:

1. All room dimensions are measured internally and exclude wall finishes and construction tolerance.2. All dimensions have been provided by our consultant architect.3. All material, dimensions and drawings are approximate, and information is subject to change without notice.4. Reserving the right to make minor alterations to the drawings of 5% added or deducted from areas & values.5. Drawing areas are not to scale.6. The developer reserves the right to make revisions.7. Actual unit areas, windows, porches, terraces, and exterior trim detail may vary by elevation style.8. The unit orientation will be shown in the master plan and not the floor plan.9. Floor plans layout and furniture plans are for indicative purposes.

BUILDING TYPE 6 - ENTRANCE C

3 BEDROOM

Gross Area: 150-153 m²
 Typical Floor
 Unit . 23/43/53

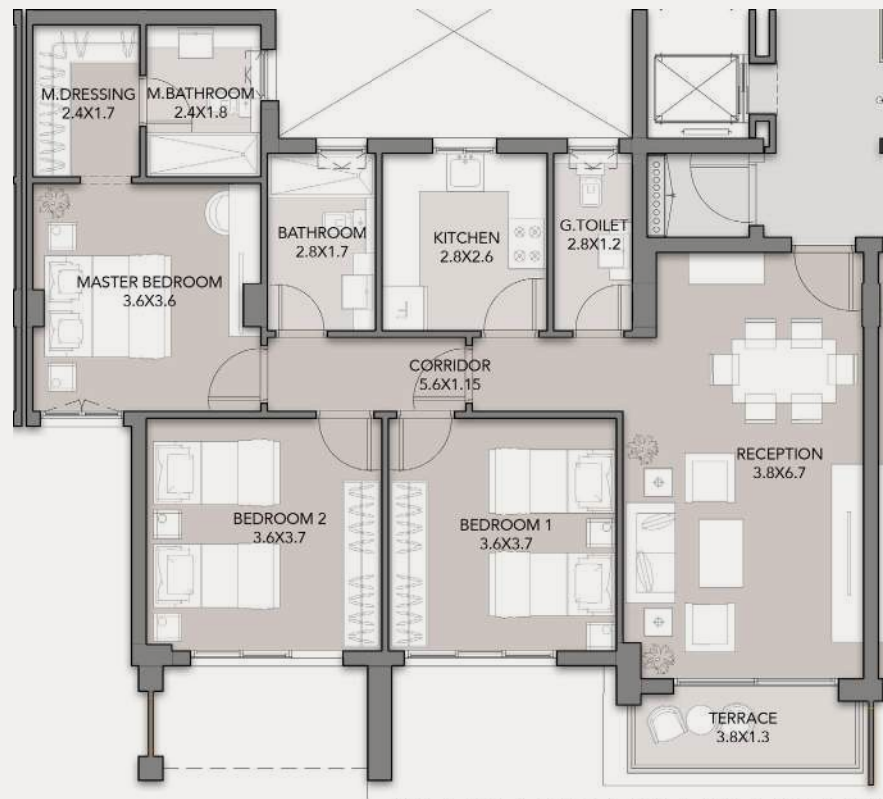


DISCLAIMER:
 1. All room dimensions are measured internally and exclude wall finishes and construction tolerance.2. All dimensions have been provided by our consultant architect.
 3. All material, dimensions and drawings are approximate, and information is subject to change without notice. 4. Reserving the right to make minor alterations to the drawings of 5% added or deducted from areas & values. 5. Drawing areas are not to scale. 6. The developer reserves the right to make revisions. 7. Actual unit areas, windows, porches, terraces, and exterior trim detail may vary by elevation style. 8. The unit orientation will be shown in the master plan and not the floor plan. 9. Floor plans layout and furniture plans are for indicative purposes.

BUILDING TYPE 6 - ENTRANCE C

3 BEDROOM

Gross Area: 138 m²
 Typical Floor
 Unit . 24/54

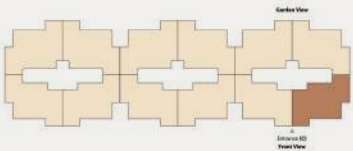


DISCLAIMER:
 1. All room dimensions are measured internally and exclude wall finishes and construction tolerance.2. All dimensions have been provided by our consultant architect.
 3. All material, dimensions and drawings are approximate, and information is subject to change without notice. 4. Reserving the right to make minor alterations to the drawings of 5% added or deducted from areas & values. 5. Drawing areas are not to scale. 6. The developer reserves the right to make revisions. 7. Actual unit areas, windows, porches, terraces, and exterior trim detail may vary by elevation style. 8. The unit orientation will be shown in the master plan and not the floor plan. 9. Floor plans layout and furniture plans are for indicative purposes.

BUILDING TYPE 6 - ENTRANCE C

3 BEDROOM

Gross Area: 140 m²
 Typical Floor
 Unit . 31/51

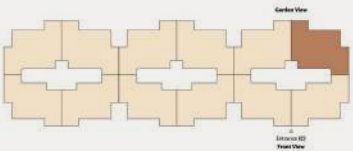


DISCLAIMER:
 1. All room dimensions are measured internally and exclude wall finishes and construction tolerance.2. All dimensions have been provided by our consultant architect.
 3. All material, dimensions and drawings are approximate, and information is subject to change without notice. 4. Reserving the right to make minor alterations to the drawings of 5% added or deducted from areas & values. 5. Drawing areas are not to scale. 6. The developer reserves the right to make revisions. 7. Actual unit areas, windows, porches, terraces, and exterior trim detail may vary by elevation style. 8. The unit orientation will be shown in the master plan and not the floor plan. 9. Floor plans layout and furniture plans are for indicative purposes.

BUILDING TYPE 6 - ENTRANCE C

3 BEDROOM

Gross Area: 162 m²
 Typical Floor
 Unit . 32

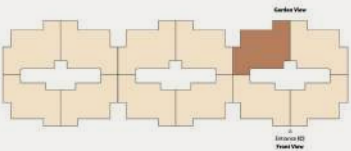
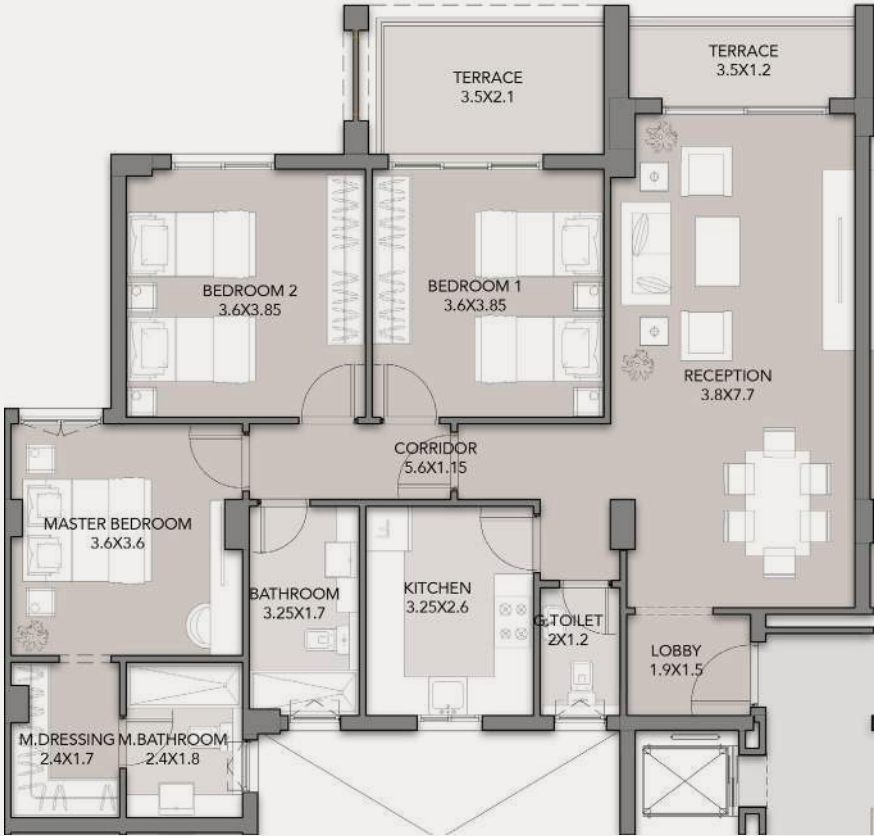


DISCLAIMER:
 1. All room dimensions are measured internally and exclude wall finishes and construction tolerance.2. All dimensions have been provided by our consultant architect.
 3. All material, dimensions and drawings are approximate, and information is subject to change without notice. 4. Reserving the right to make minor alterations to the drawings of 5% added or deducted from areas & values. 5. Drawing areas are not to scale. 6. The developer reserves the right to make revisions. 7. Actual unit areas, windows, porches, terraces, and exterior trim detail may vary by elevation style. 8. The unit orientation will be shown in the master plan and not the floor plan. 9. Floor plans layout and furniture plans are for indicative purposes.

BUILDING TYPE 6 - ENTRANCE C

3 BEDROOM

Gross Area: 152 m²
 Typical Floor
 Unit . 33

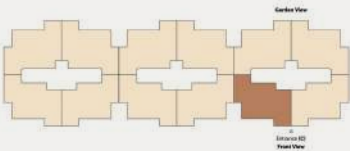
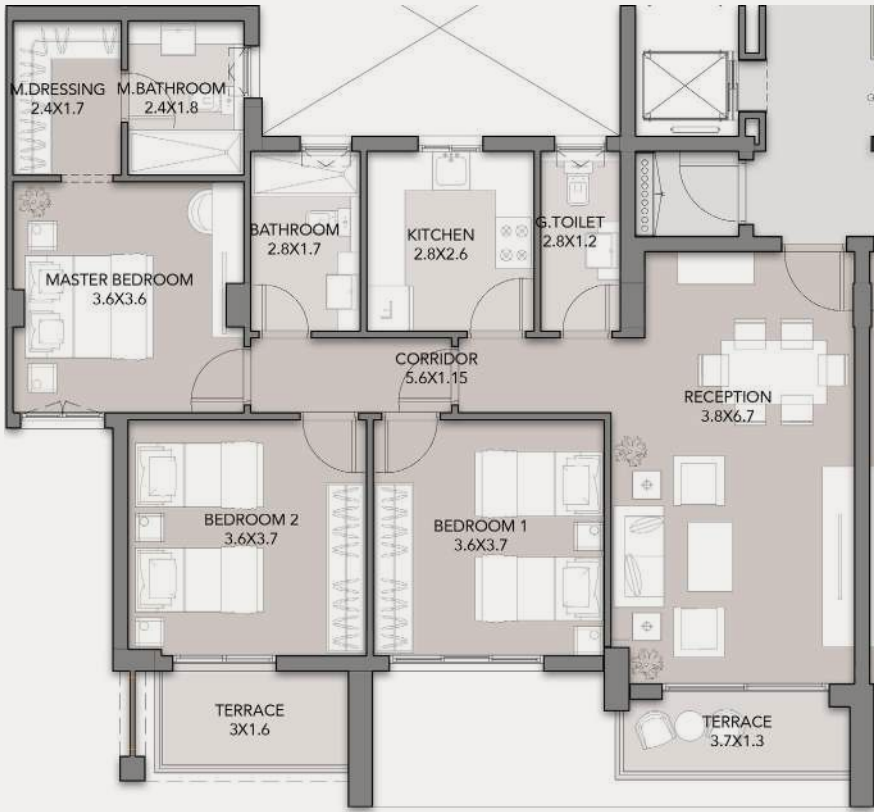


DISCLAIMER:
 1. All room dimensions are measured internally and exclude wall finishes and construction tolerance.2. All dimensions have been provided by our consultant architect.
 3. All material, dimensions and drawings are approximate, and information is subject to change without notice. 4. Reserving the right to make minor alterations to the drawings of 5% added or deducted from areas & values. 5. Drawing areas are not to scale. 6. The developer reserves the right to make revisions. 7. Actual unit areas, windows, porches, terraces, and exterior trim detail may vary by elevation style. 8. The unit orientation will be shown in the master plan and not the floor plan. 9. Floor plans layout and furniture plans are for indicative purposes.

BUILDING TYPE 6 - ENTRANCE C

3 BEDROOM

Gross Area: 144-145 m²
 Typical Floor
 Unit . 34/44

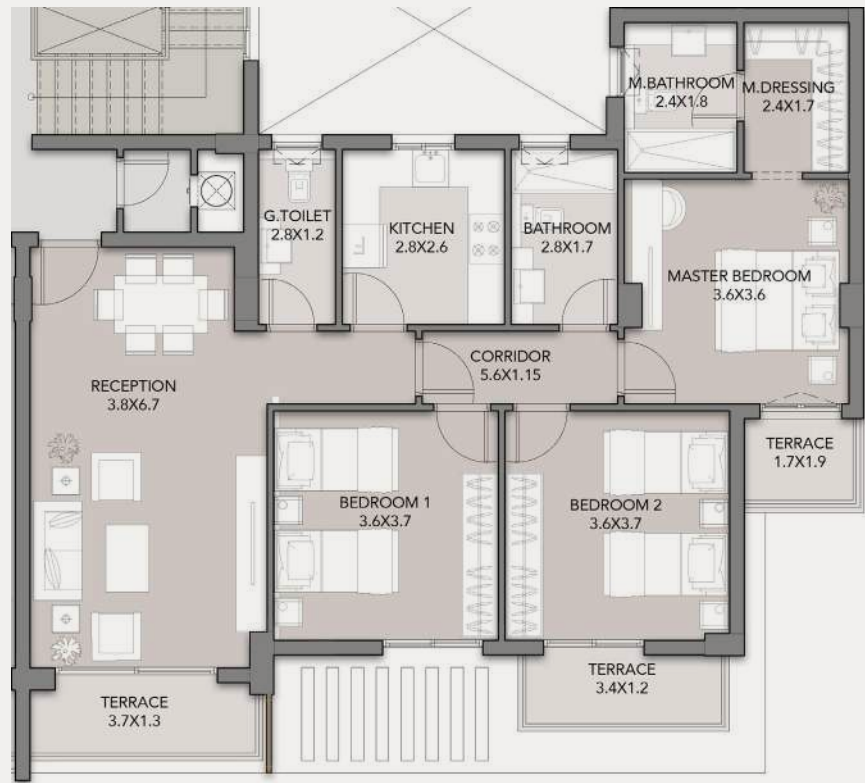


DISCLAIMER:
 1. All room dimensions are measured internally and exclude wall finishes and construction tolerance.2. All dimensions have been provided by our consultant architect.
 3. All material, dimensions and drawings are approximate, and information is subject to change without notice. 4. Reserving the right to make minor alterations to the drawings of 5% added or deducted from areas & values. 5. Drawing areas are not to scale. 6. The developer reserves the right to make revisions. 7. Actual unit areas, windows, porches, terraces, and exterior trim detail may vary by elevation style. 8. The unit orientation will be shown in the master plan and not the floor plan. 9. Floor plans layout and furniture plans are for indicative purposes.

BUILDING TYPE 6 - ENTRANCE C

3 BEDROOM

Gross Area: 149 m²
 Typical Floor
 Unit . 41

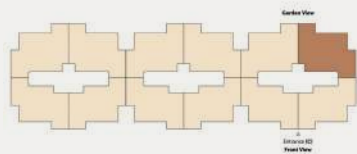


DISCLAIMER:
 1. All room dimensions are measured internally and exclude wall finishes and construction tolerance.2. All dimensions have been provided by our consultant architect.
 3. All material, dimensions and drawings are approximate, and information is subject to change without notice. 4. Reserving the right to make minor alterations to the drawings of 5% added or deducted from areas & values. 5. Drawing areas are not to scale. 6. The developer reserves the right to make revisions. 7. Actual unit areas, windows, porches, terraces, and exterior trim detail may vary by elevation style. 8. The unit orientation will be shown in the master plan and not the floor plan. 9. Floor plans layout and furniture plans are for indicative purposes.

BUILDING TYPE 6 - ENTRANCE C

3 BEDROOM

Gross Area: 163 m²
 Typical Floor
 Unit . 42



DISCLAIMER:
 1. All room dimensions are measured internally and exclude wall finishes and construction tolerance.2. All dimensions have been provided by our consultant architect.
 3. All material, dimensions and drawings are approximate, and information is subject to change without notice. 4. Reserving the right to make minor alterations to the drawings of 5% added or deducted from areas & values. 5. Drawing areas are not to scale. 6. The developer reserves the right to make revisions. 7. Actual unit areas, windows, porches, terraces, and exterior trim detail may vary by elevation style. 8. The unit orientation will be shown in the master plan and not the floor plan. 9. Floor plans layout and furniture plans are for indicative purposes.

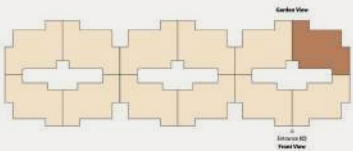
BUILDING TYPE 6 - ENTRANCE C

3 BEDROOM

Gross Area: 152 m²

Typical Floor

Unit . 52



DISCLAIMER:
1. All room dimensions are measured internally and exclude wall finishes and construction tolerance.2. All dimensions have been provided by our consultant architect.
3. All material, dimensions and drawings are approximate, and information is subject to change without notice. 4. Reserving the right to make minor alterations to the drawings of 5% added or deducted from areas & values. 5. Drawing areas are not to scale. 6. The developer reserves the right to make revisions. 7. Actual unit areas, windows, porches, terraces, and exterior trim detail may vary by elevation style. 8. The unit orientation will be shown in the master plan and not the floor plan. 9. Floor plans layout and furniture plans are for indicative purposes.



THE MASTERMINDS BEHIND CLUB HILLS RESIDENCE



ESTEEMED PARTNERS & CONSULTANTS

Behind the creation of Club Hills Residence lies a team of esteemed international and regional architects, landscape engineers, and consultants, each contributing their expertise to craft this unique community. Every aspect is a masterpiece of precision and care, ensuring that the highest standards of excellence are met. This collaborative effort creates a living environment that is not just unique but truly exceptional, reflecting the elevated living experience that Club Hills Residence promises.

BENOY

Since its humble beginnings in 1947 as a small architectural firm designing cowsheds in rural Nottinghamshire, Benoy has evolved over the past 77 years into a global leader in design and innovation. With a foundation deeply rooted in its family-oriented ethos, Benoy has expanded its expertise across Architecture, Urban Design, Master Planning, and Interior Design. Their work transcends traditional boundaries, crafting spaces that enhance human connection and enrich the experience of everyday life. This commitment to excellence is evident in their world-renowned projects, including The New Bund World Trade Center in Shanghai, the Beverly Center in Los Angeles, Westfield London in the UK, and the American Dream Complex in Greater New York. Whether shaping consumer environments, workplaces, educational spaces, or transport hubs, Benoy's team is dedicated to creating visionary and cohesive urban landscapes. Their approach is characterized by a commitment to agility, flexibility, and experiential design, unlocking the potential of every project to craft spaces where life unfolds in its most inspiring forms.



Established in 2000, Distance Studio Consultants (DSC) has flourished over the past 22 years into a premier multidisciplinary consultancy firm, offering comprehensive design, supervision, and management services. With a presence that spans across 9 key locations, including Egypt, Saudi Arabia, UAE, Qatar, Oman, Libya, Iraq and East Africa, DSC has become a cornerstone in the industry. The firm's success is reflected in its robust team of over 650 professionals, each contributing to the creation of innovative and enduring projects. Guided by a commitment to excellence, DSC continues to shape the built environment, delivering exceptional results across diverse landscapes.

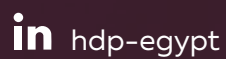


EXPERIENCE LIFE ON THE HILLS



In the heart of the hills, discover the perfect place where life transcends the ordinary. Club Hills Residence invites you to embrace a world of natural elegance and distinct luxury, where each day is an opportunity to create timeless memories. This boutique haven welcomes you with an enriched lifestyle that rises above it all, inviting you to experience the extraordinary in every moment on the hilltop.





SALES OFFICES

- Sheikh Zayed – Majarrah, Building B1, 5th Floor.
- New Cairo – Building 4, Pearl Des Rois, AUC Ave.

