



THE.NOTCHIV  
YOUR DREAM HOME AWAITS





We develop vibrant residential, leisure,  
tourism and commercial projects!

PTC Company is one of Egypt's leading real estate developers.

It was founded in 2015 to enrich the community through  
vibrant residential, leisure, tourism, and commercial projects.

Our services include planning, development, design, &  
construction of high-end modern residential buildings, smart  
residential buildings & resorts that use cutting-edge  
technologies.



## WHY CHOOSE US ?

We are eager to achieve diversity in projects to meet all needs & expand geographically by targeting new cities & regions.

All our projects have integrated services with massive green spaces, allowing residents to enjoy a quiet & private life style away from the city's traffic.

We believe that approaching hundreds of new customers starts with one satisfied customer.

The best long term business strategies are good reputation, credibility & unique innovations.

We are keen on picking highly qualified team members that can uplift any project.

Our consultants, engineers & other parties guarantee excellence & meet the needs of our clients who demand sophistication & luxury.

PTC's name is now associated with providing new distinctive projects to suit all tastes.





## THE NOTCH II

### NEXT GENERATION LIVING

Exclusive for its convenient location and relaxed living environment. Lying on the west side of Cairo,

THE NOTCH IV combines the best of two worlds. It is adequately removed from the hustle and bustle of city life, yet close enough to El-sheikh Zayed vital attractions. The development is five minutes away from a number of other high-end residential and retail developments.





## LOCATION

### AN EXCEPTIONAL LOCATION

Strategically located in the heart of New Zayed ,  
Cairo west. Facilitating the community's accessi-  
bility to the city & minutes away from Zayed most  
vital locations, shopping centers, schools, business  
districts & universities.

5 MIN

WASLET DAHSHOUR

7 MIN

MALL OF ARABIA

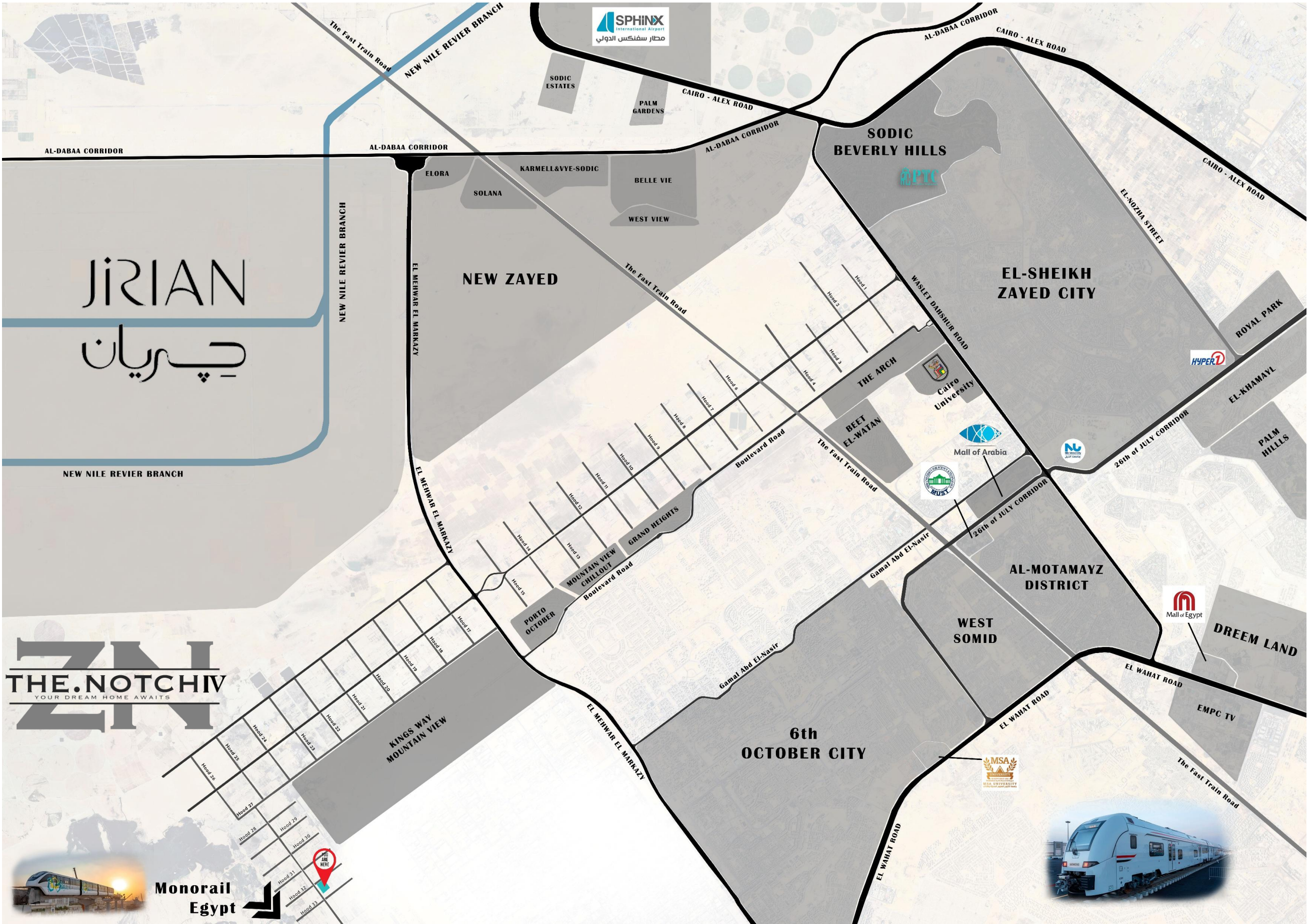
10 MIN

MUST UNIVERSITY

15 MIN

SMART VILLAGE





JIRIAN  
چیریان

THE NOTCH IV  
YOUR DREAM HOME AWAITS



Monorail  
Egypt





# THE NOTCH IV

YOUR DREAM HOME AWAITS





## MASTER PLAN

LINEAR LAYOUT

DESERT OASIS

### EVERLASTING GREEN

We offer amazing comfy homes located with vast spaces of landscape in THE NOTCH II which is haven of tranquility & luxury where trees , paths & water features provides large space to enjoy the wonderful outdoor area. THE NOTCH II your home is what you dreamed of.

### DREAM HOUSE



# MASTER PLAN

2D LAYOUT NUMBERED







LUXURY











































I

THE



**THE NOTCH IV**  
YOUR DREAM HOME AWAITS







FRONT VIEW

**THE NOTCH IV**  
YOUR DREAM HOME AWAITS



BACK VIEW



**THE NOTCH IV**  
YOUR DREAM HOME AWAITS






TOP VIEW



# GROUND FLOOR PLAN



- RECEPTION 8.00 m<sup>2</sup> x 6.05 m<sup>2</sup> .
- DINNING AREA 4.20 m<sup>2</sup> x 3.55 m<sup>2</sup> .
- KITCHEN 3.80 m<sup>2</sup> x 3.00 m<sup>2</sup> .
- GUEST TOILET 3.80 m<sup>2</sup> x 1.30 m<sup>2</sup> .



# FIRST FLOOR PLAN



- MASTER BEDROOM 4.20 m<sup>2</sup> x 3.30 m<sup>2</sup>.
- DRESSING 3.10 m<sup>2</sup> x 1.65 m<sup>2</sup>.
- MASTER BATHROOM 3.10 m<sup>2</sup> x 1.65 m<sup>2</sup>.
- BEDROOM 1 6.05 m<sup>2</sup> x 3.80 m<sup>2</sup>.
- BEDROOM 2 4.40 m<sup>2</sup> x 3.40 m<sup>2</sup>.
- LIVING ROOM 3.70 m<sup>2</sup> x 3.10 m<sup>2</sup>.
- BATHROOM 3.20 m<sup>2</sup> x 1.65 m<sup>2</sup>.
- LOBBY 3.55 m<sup>2</sup> x 2.30 m<sup>2</sup>.
- TERRACE 1 4.30 m<sup>2</sup> x 1.20 m<sup>2</sup>.
- TERRACE 2 3.60 m<sup>2</sup> x 1.50 m<sup>2</sup>.



# ROOF FLOOR PLAN



- LIVING ROOM 3.80 m<sup>2</sup> x 2.75 m<sup>2</sup> .
- BATHROOM 2.70 m<sup>2</sup> x 1.30 m<sup>2</sup> .




I

THE

WEB

**THE NOTCH IV**  
YOUR DREAM HOME AWAITS







FRONT VIEW

**THE NOTCH IV**  
YOUR DREAM HOME AWAITS



# BACK VIEW







TOP VIEW



# BASEMENT FLOOR PLAN



- RECEPTION 8.00 m<sup>2</sup> x 4.85 m<sup>2</sup> .
- KITCHEN 4.20 m<sup>2</sup> x 3.95 m<sup>2</sup> .
- NANNY'S ROOM 3.20 m<sup>2</sup> x 2.50 m<sup>2</sup> .
- NANNY'S BATHROOM 2.00 m<sup>2</sup> x 1.60 m<sup>2</sup> .
- DINNING AREA 1.80 m<sup>2</sup> x 1.00 m<sup>2</sup> .
- GUEST TOILET 1.80 m<sup>2</sup> x 1.00 m<sup>2</sup> .



# GROUND FLOOR PLAN



- RECEPTION 8.00 m<sup>2</sup> x 6.40 m<sup>2</sup> .
- DINNING AREA 4.20 m<sup>2</sup> x 3.95 m<sup>2</sup> .
- BATHROOM 3.60 m<sup>2</sup> x 1.20 m<sup>2</sup> .
- KITCHENETTE 3.20 m<sup>2</sup> x 1.60 m<sup>2</sup> .



# FIRST FLOOR PLAN



- MASTER BEDROOM 4.20 m<sup>2</sup> x 3.30 m<sup>2</sup> .
- DRESSING 3.10 m<sup>2</sup> x 1.65 m<sup>2</sup> .
- MASTER BATHROOM 3.10 m<sup>2</sup> x 1.65 m<sup>2</sup> .
- BEDROOM 1 6.05 m<sup>2</sup> x 3.80 m<sup>2</sup> .
- BEDROOM 2 4.40 m<sup>2</sup> x 3.40 m<sup>2</sup> .
- LIVING ROOM 3.70 m<sup>2</sup> x 3.10 m<sup>2</sup> .
- BATHROOM 3.20 m<sup>2</sup> x 1.65 m<sup>2</sup> .
- LOBBY 3.55 m<sup>2</sup> x 2.30 m<sup>2</sup> .
- TERRACE 1 4.30 m<sup>2</sup> x 1.20 m<sup>2</sup> .
- TERRACE 2 3.60 m<sup>2</sup> x 1.50 m<sup>2</sup> .



# ROOF FLOOR PLAN



- LIVING ROOM      3.80 m<sup>2</sup> x 2.75 m<sup>2</sup> .
- BATHROOM      2.70 m<sup>2</sup> x 1.30 m<sup>2</sup> .