

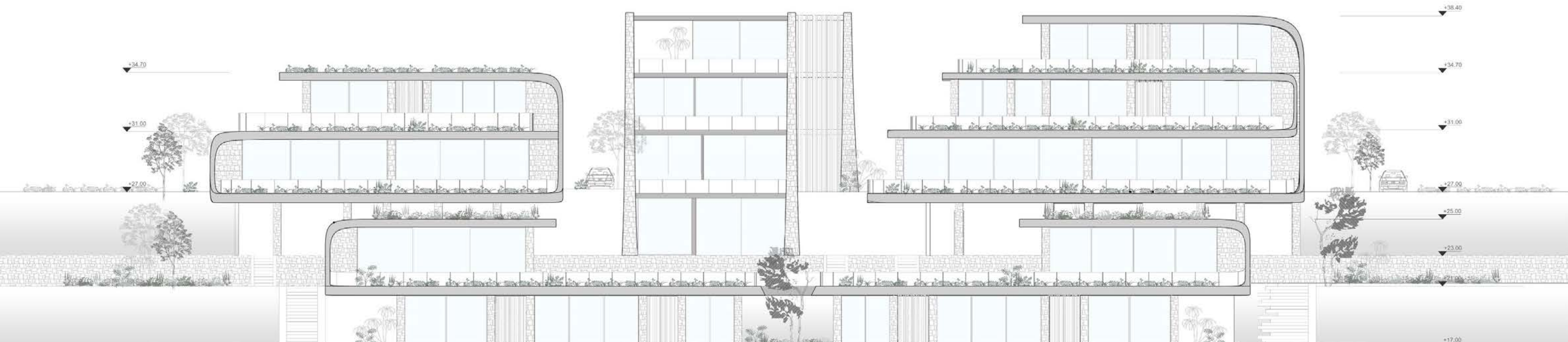


NAOS
BEACH HOMES




Azha
north

BEACH HOMES
LIKE NO OTHER




A Z H A N O R T H

Featuring innovative architectural design, first-class amenities and abundant green spaces, this ideally located community is a gem – secluded enough to offer families a perfect place of rest while boasting seamless access to near-by communities and amenities as well as to North Coast's main arteries.



O U R G A L A X Y

C A N I S




S I R R A



L E O N I S




N A V I



D I Y A



C A P E L L A



A L M A



A L A S I A



S O L I S




V E L A



N A O S




I R E N A



O G M A



C A P H



V E L A I S




A Z H A N O R T H



NAOS

Classic Mediterranean.

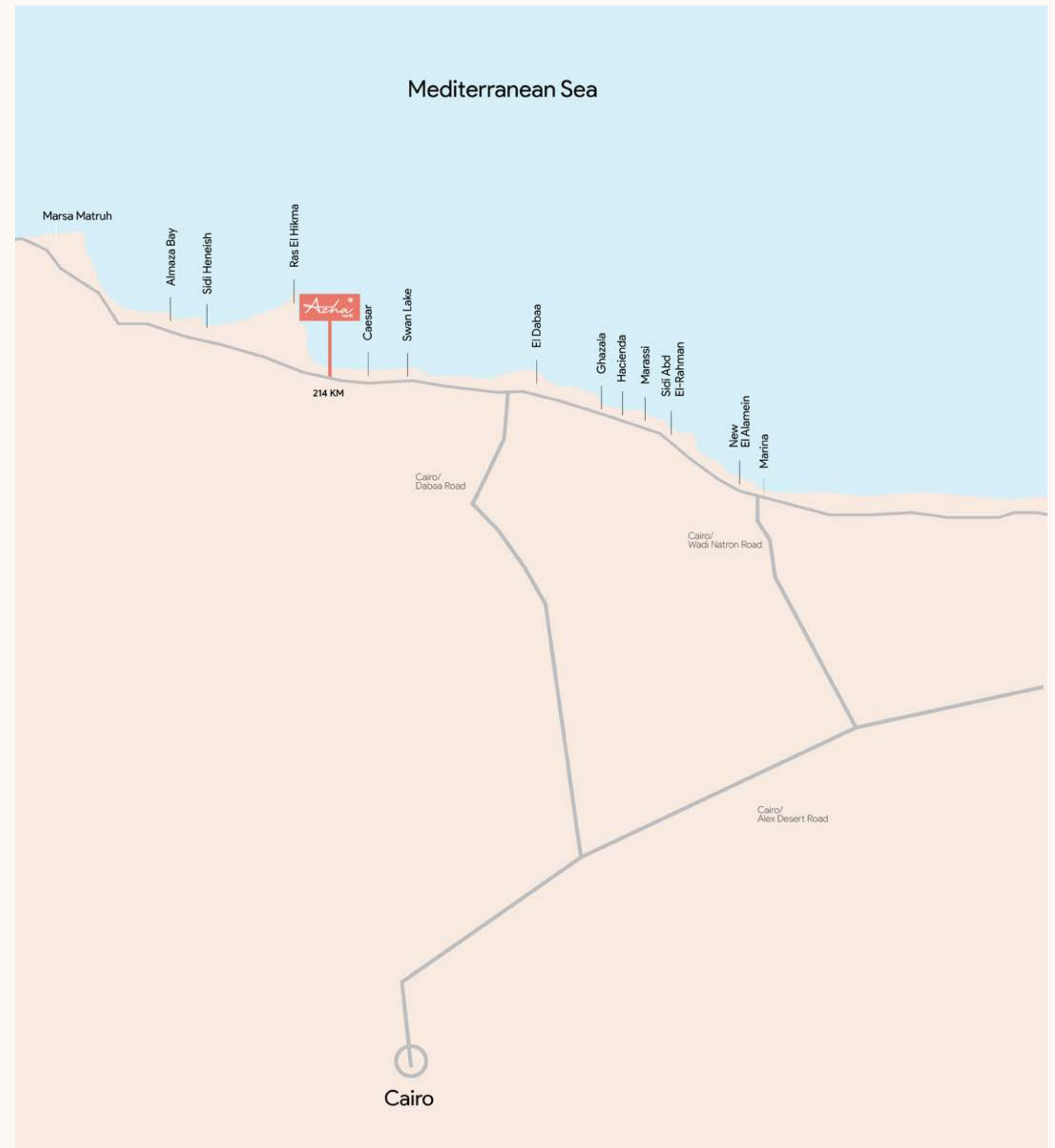
Between beach and lagoon, Naos terraced homes are placed in the unique spot to face and enjoy both the beach and crystal lagoon. While for a truly Mediterranean experience, Naos also is designed with natural elements and plenty of outdoor spaces so nature and architecture blend into one. The spaciousness continues with plenty of room for storage and help staff as each standalone building is divided for maximizing space for each home.





LOCATION

Overlooking a stunning white sandy beach, right on the water's edge and on the closest to the new city of Ras El Hikma. Another gem that will sparkle on North Coast's is a place where taste, elegance and refinement will meet and merge.



A woman with long blonde hair, wearing a straw hat and a white bikini, is seen from behind, looking out at a white sand beach and turquoise water. The scene is a tropical paradise. The text "INHALE PARADISE" is overlaid in the center in a white, serif font.

INHALE PARADISE

MASTER PLAN

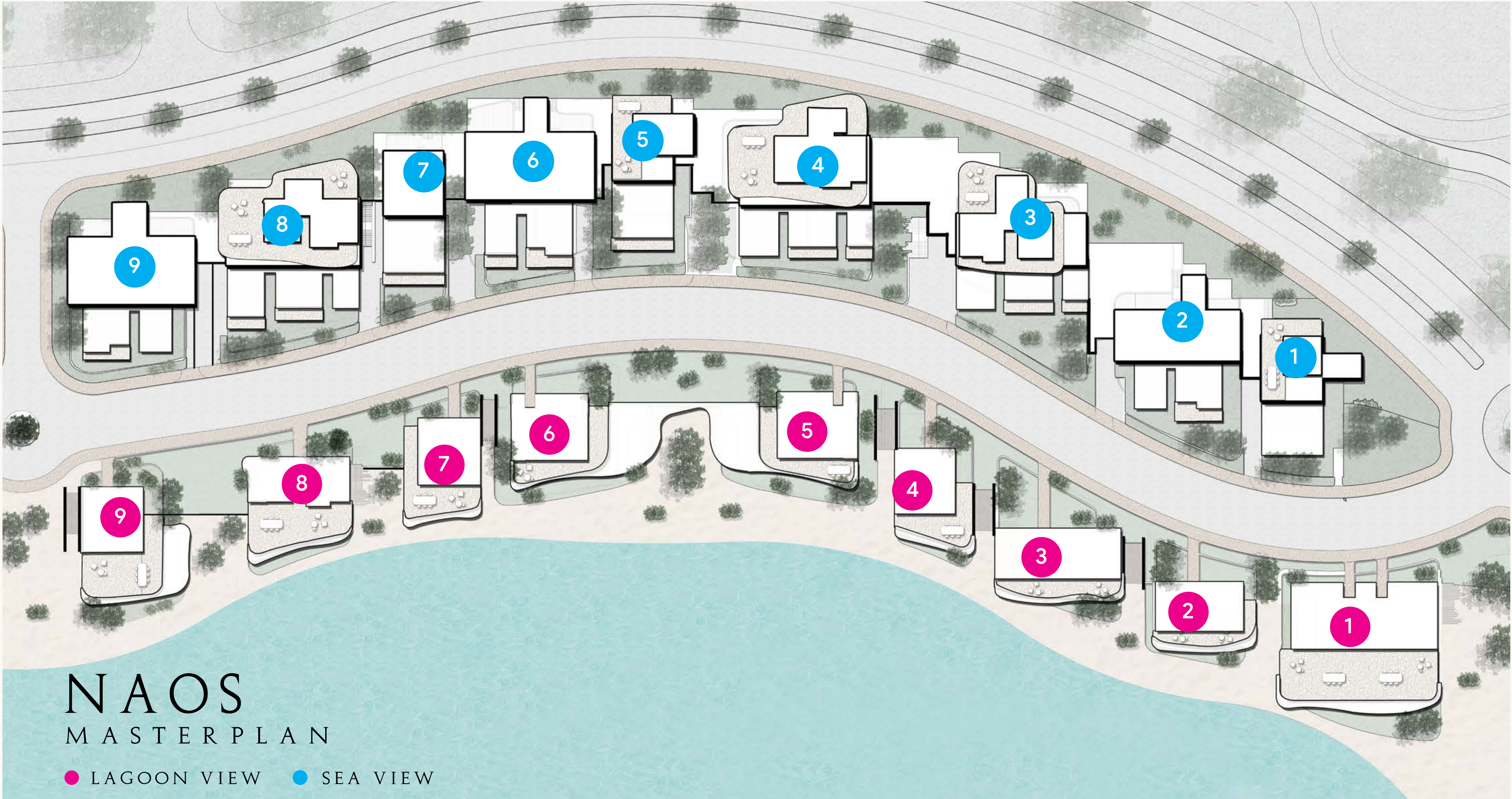
Designed by the world class architectural firm WATG, Azha North is a first-of-its-kind master development in scale and magnitude that aesthetically translates the core values of our hospitality heritage.

- 1 TANOAK HOTEL
- 2 LEONIS PARK
- 3 CRYSTAL LAGOON
- 4 LAGOON CLUBHOUSE
- 5 SPORTS CLUB
- 6 COMMERCIAL AREA
- 7 BEACH RESTAURANT
- 8 HOTEL APARTMENTS

WATG







NAOS

MASTER PLAN

● LAGOON VIEW ● SEA VIEW






LC

LAGOON CLUBHOUSE

Overlooking the crystal lagoon and with a timeless spirit: a natural elegance that will fulfill all those in search of endless summers. The Lagoon Clubhouse welcomes everyone in the shade of its magnificent pergolas to share great moments around a table.









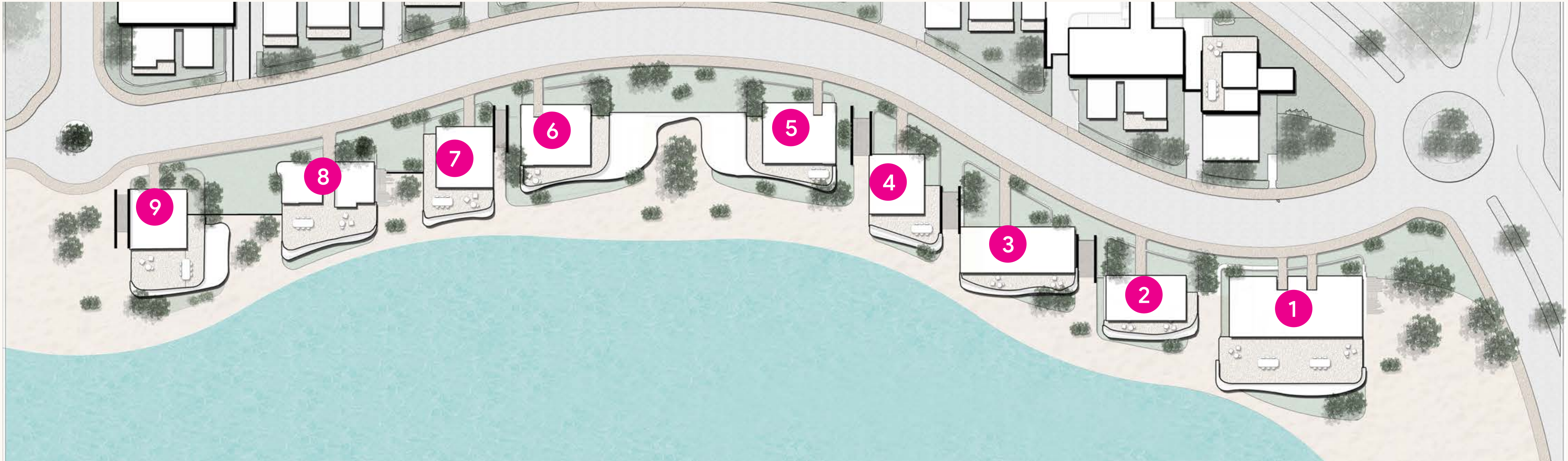


STIRRING SEA VIEWS





N A O S

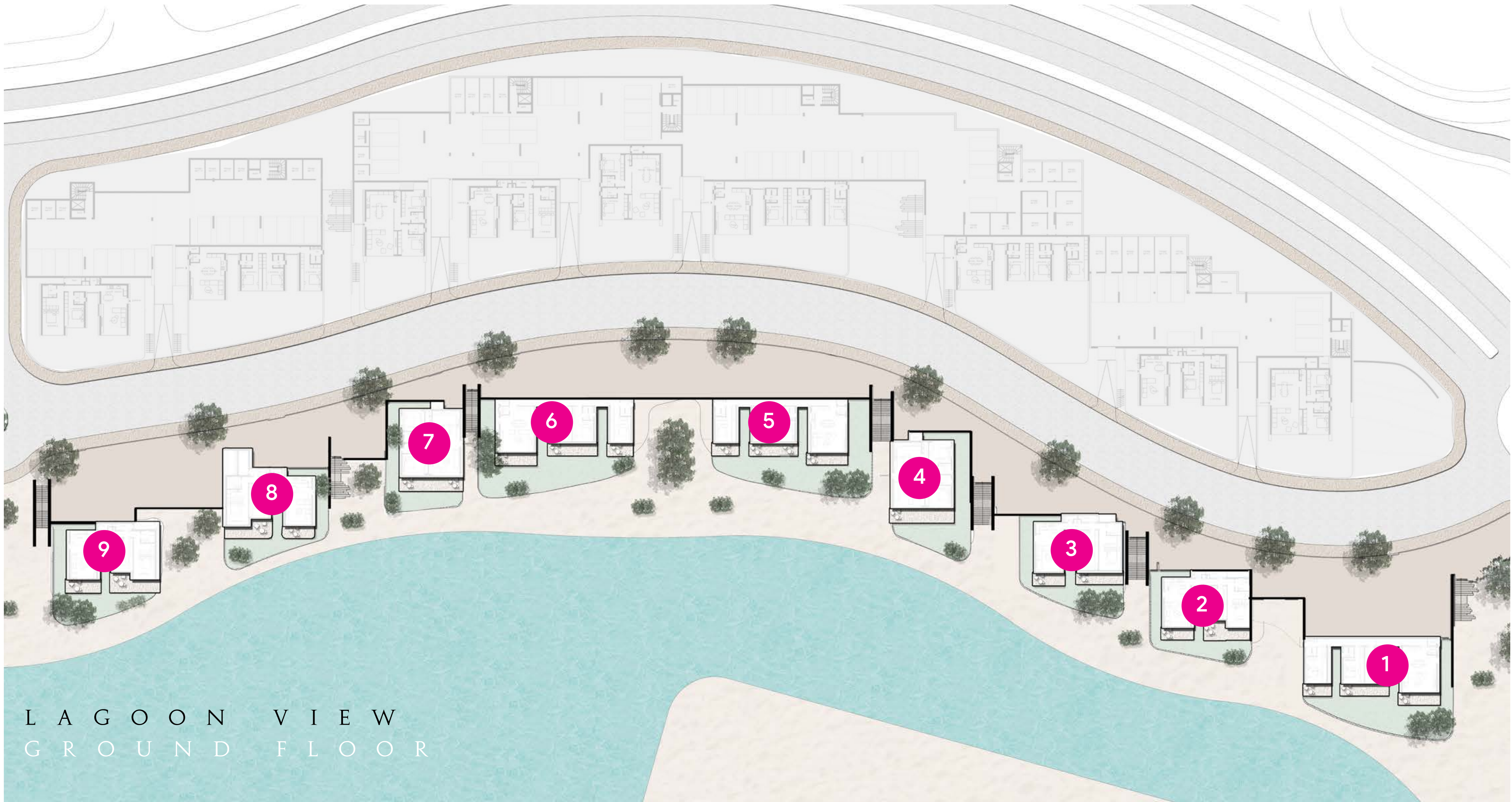


L A G O O N V I E W

N A O S

G R O U N D F L O O R

L A G O O N V I E W



LAGOON VIEW
GROUND FLOOR



N A O S

LAGOON VIEW

GROUND FLOOR

L01, L05

Indoor Net Area

160 M²

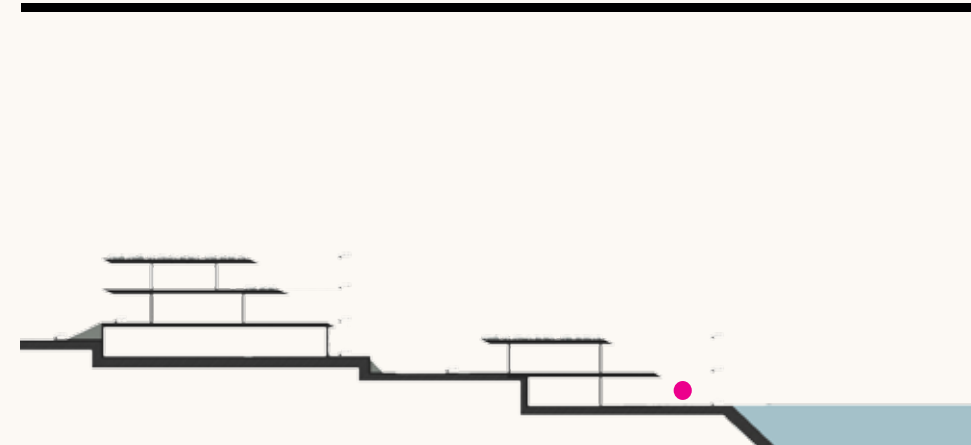
G01

3 BEDROOMS

1	RECEPTION	3.80 x 5.60 M
2	DINING & KITCHEN	3.60 x 4.10 M
3	GUEST WC	1.40 x 1.40 M
4	MASTER BEDROOM 1	3.50 x 3.45 M
5	MASTER BATHROOM 1	2.29 x 1.75 M
6	MASTER BEDROOM 2	3.50 x 3.45 M
7	MASTER BATHROOM 2	2.29 x 1.75 M
8	MASTER BEDROOM 3	4.15 x 3.39 M
9	MASTER BATHROOM 3	2.84 x 1.75 M

SECTION VIEW

+17 M



BUILDINGS

L01, L05



Terrace areas vary according to specific units.

N A O S

L A G O O N V I E W

GROUND FLOOR

L06

Indoor Net Area

160 M²

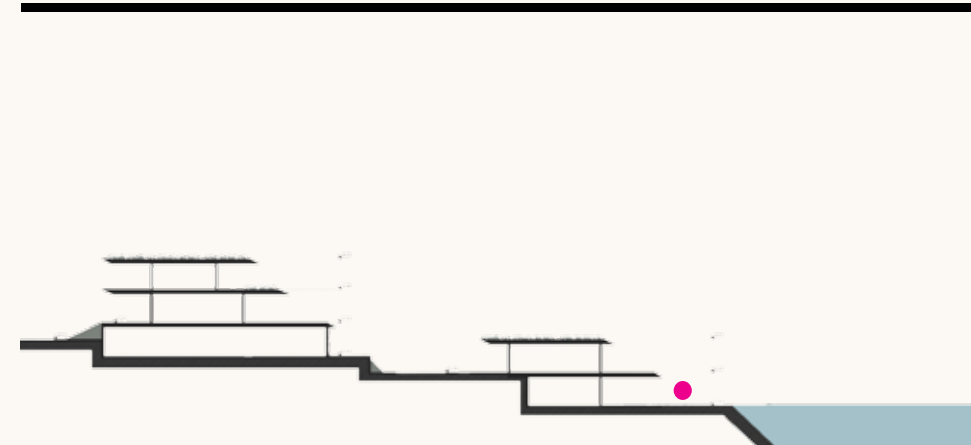
G01

3 BEDROOMS

1	RECEPTION	3.80 x 5.60 M
2	DINING & KITCHEN	3.60 x 4.10 M
3	GUEST WC	1.40 x 1.40 M
4	MASTER BEDROOM 1	3.50 x 3.45 M
5	MASTER BATHROOM 1	2.29 x 1.75 M
6	MASTER BEDROOM 2	3.50 x 3.45 M
7	MASTER BATHROOM 2	2.29 x 1.75 M
8	MASTER BEDROOM 3	4.15 x 3.39 M
9	MASTER BATHROOM 3	2.84 x 1.75 M

SECTION VIEW

+17 M



BUILDINGS

L06



Outdoor areas varies from unit to another.



N A O S

LAGOON VIEW

GROUND FLOOR

L02, L03, L09

Indoor Net Area

121 M²

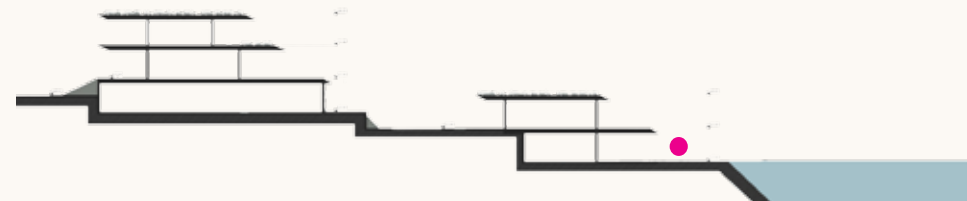
G01

2 BEDROOMS

1	RECEPTION	4.80 x 4.30 M
2	DINING & KITCHEN	3.09 x 4.30 M
3	GUEST WC	1.15 x 1.60 M
4	MASTER BEDROOM 1	3.67 x 3.55 M
5	MASTER DRESSING 1	1.52 x 3.50 M
6	MASTER BATHROOM 1	2.00 x 2.30 M
7	MASTER BEDROOM 2	3.40 x 3.25 M
8	MASTER BATHROOM 2	2.00 x 1.65 M

SECTION VIEW

+17 M



BUILDINGS

L02, L03, L09



Terrace areas vary according to specific units.

N A O S

LAGOON VIEW

GROUND FLOOR

L08

Indoor Net Area

121 M²

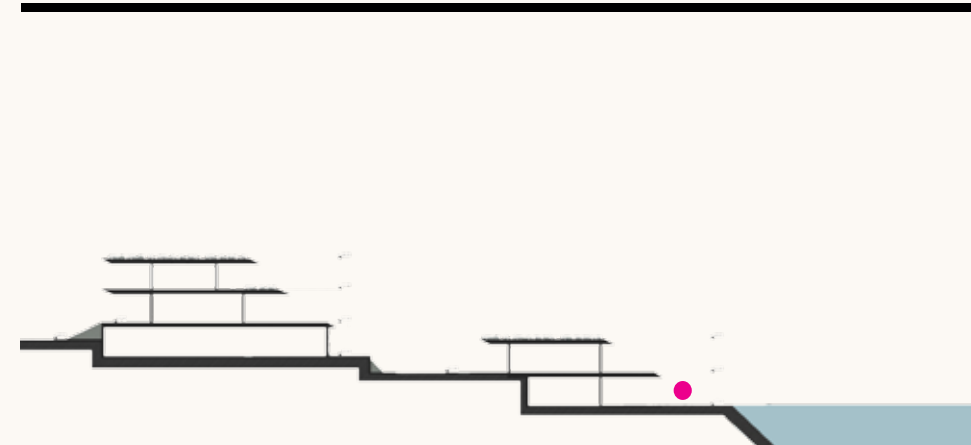
G01

2 BEDROOMS

1	RECEPTION	4.80 x 4.30 M
2	DINING & KITCHEN	3.09 x 4.30 M
3	GUEST WC	1.15 x 1.60 M
4	MASTER BEDROOM 1	3.67 x 3.55 M
5	MASTER DRESSING 1	1.52 x 3.50 M
6	MASTER BATHROOM 1	2.00 x 2.30 M
7	MASTER BEDROOM 2	3.40 x 3.25 M
8	MASTER BATHROOM 2	2.00 x 1.65 M

SECTION VIEW

+17 M



BUILDINGS

L08



Terrace areas vary according to specific units.

N A O S

LAGOON VIEW

GROUND FLOOR

L04

Indoor Net Area

122 M²

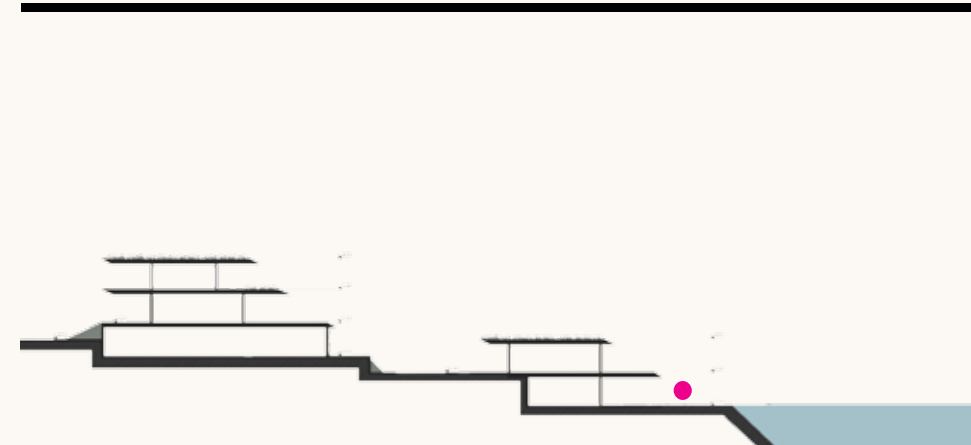
G01

2 BEDROOMS

1	RECEPTION	4.00 x 5.15 M
2	DINING & KITCHEN	4.50 x 4.55 M
3	GUEST WC	1.75 x 1.10 M
4	MASTER BEDROOM 1	3.40 x 3.65 M
5	MASTER BATHROOM 1	1.80 x 2.05 M
6	MASTER BEDROOM 2	3.30 x 4.25 M
7	MASTER BATHROOM 2	1.70 x 2.45 M

SECTION VIEW

+17 M



BUILDINGS

L04



Terrace areas vary according to specific units.

N A O S

LAGOON VIEW

GROUND FLOOR

L07

Indoor Net Area

122 M²

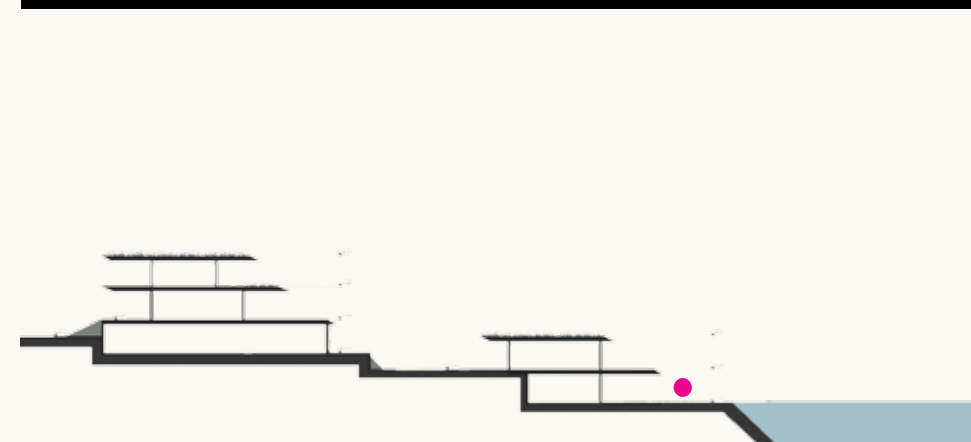
G01

2 BEDROOMS

1	RECEPTION	4.00 x 5.15 M
2	DINING & KITCHEN	4.50 x 4.55 M
3	GUEST WC	1.75 x 1.10 M
4	MASTER BEDROOM 1	3.40 x 3.65 M
5	MASTER BATHROOM 1	1.80 x 2.05 M
6	MASTER BEDROOM 2	3.30 x 4.25 M
7	MASTER BATHROOM 2	1.70 x 2.45 M

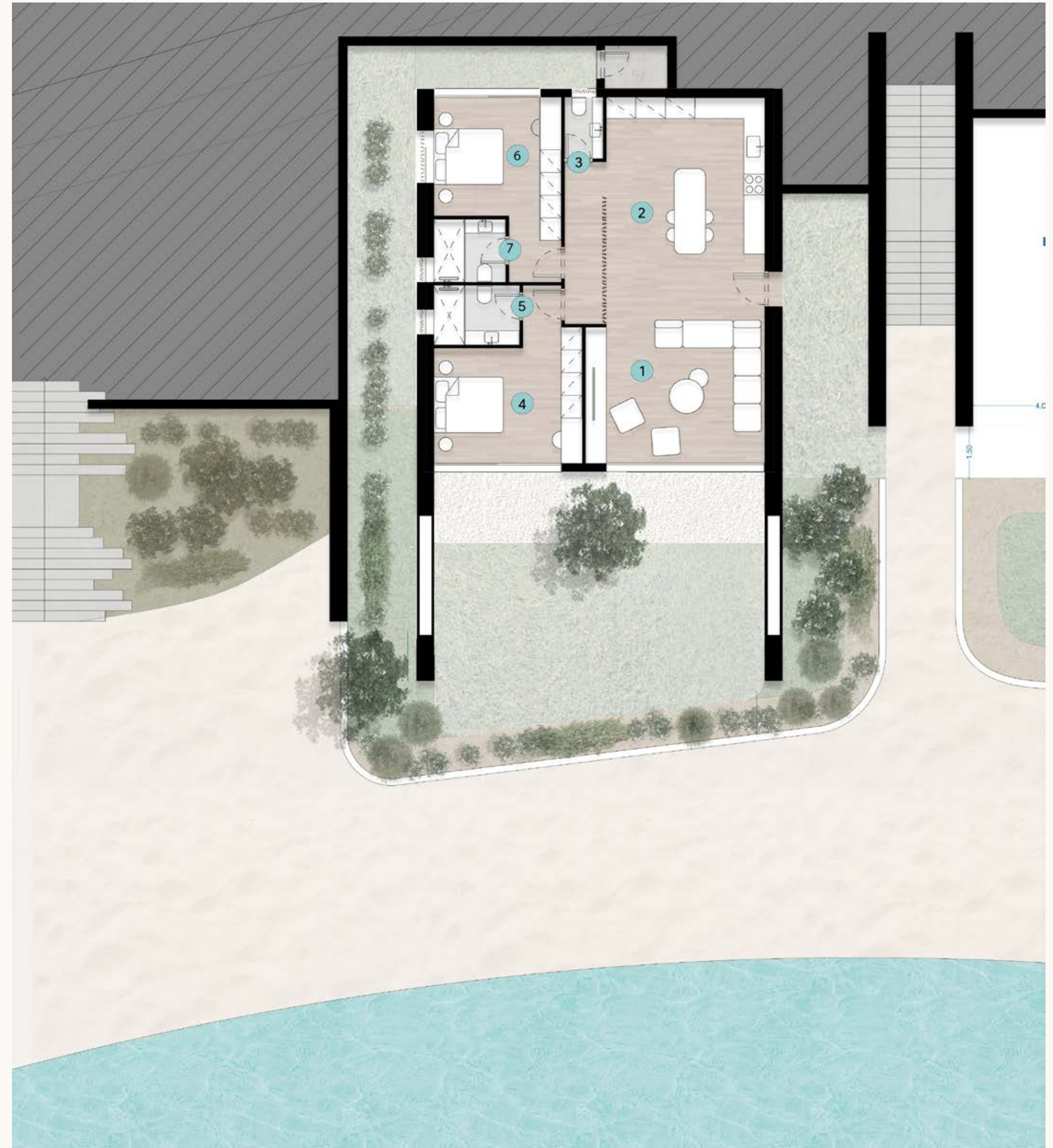
SECTION VIEW

+17 M



BUILDINGS

L07



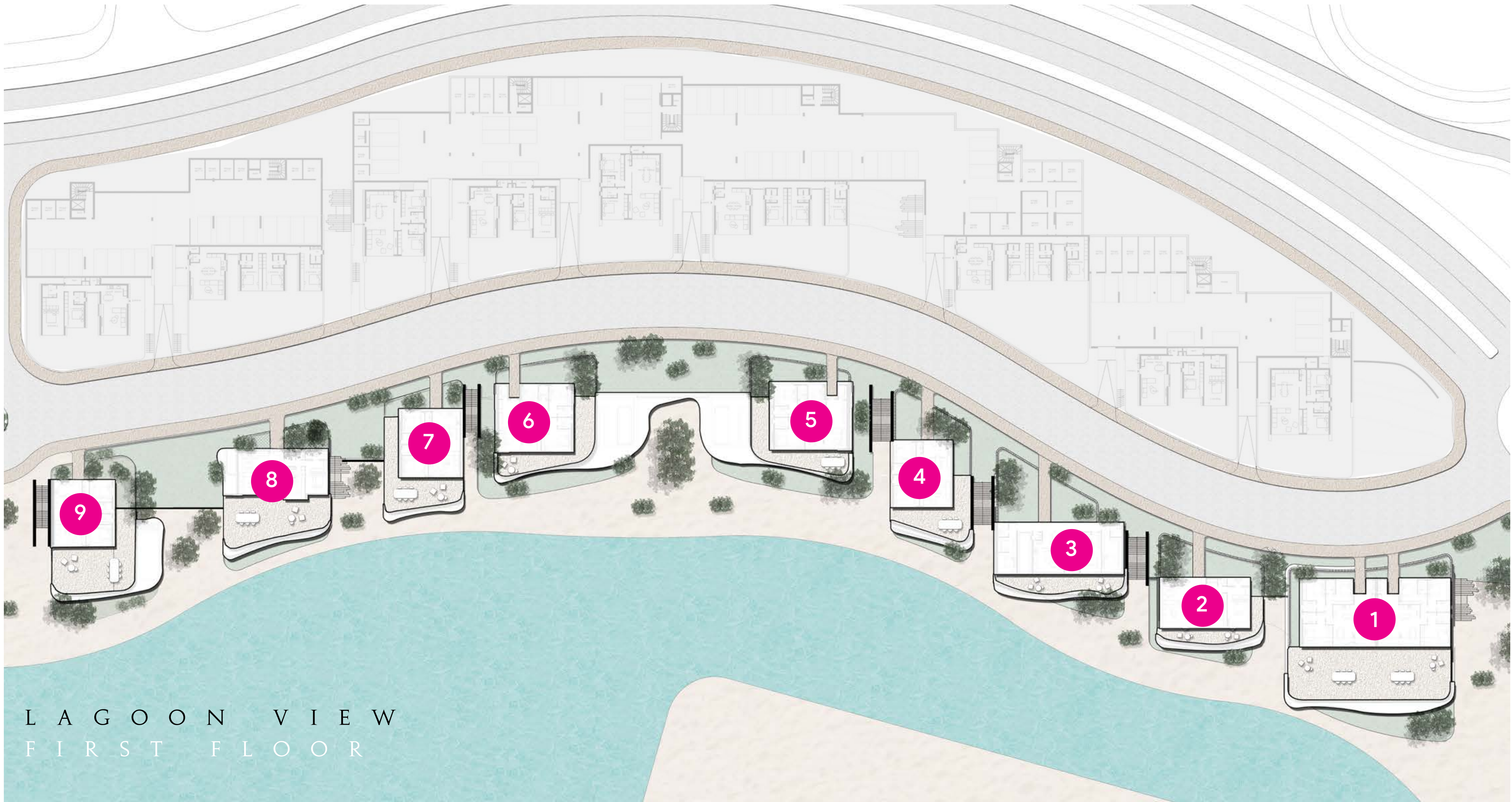
Terrace areas vary according to specific units.



N A O S

F I R S T F L O O R

L A G O O N V I E W



L A G O O N V I E W
F I R S T F L O O R



N A O S

L A G O O N V I E W

FIRST FLOOR

L01

Indoor Net Area

141 M²

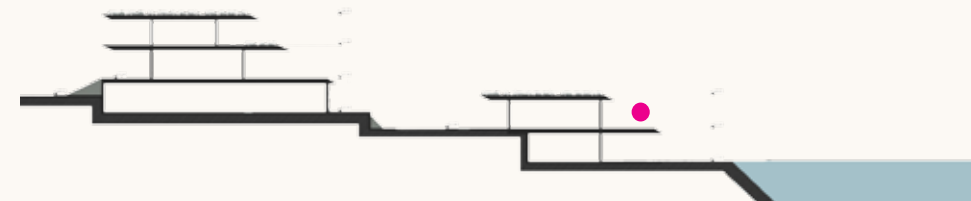
101

3 BEDROOMS

1	RECEPTION	4.50 x 3.45 M
2	DINING	3.50 x 3.09 M
3	KITCHEN	2.25 x 6.94 M
4	GUEST WC	2.25 x 1.40 M
5	MASTER BEDROOM 1	3.55 x 4.90 M
6	MASTER BATHROOM 1	1.85 x 2.20 M
7	MASTER BEDROOM 2	3.30 x 3.70 M
8	MASTER BATHROOM 2	1.80 x 2.20 M
9	MASTER BEDROOM 3	3.95 x 2.79 M
10	MASTER BATHROOM 3	2.25 x 1.60 M
11	ENTRANCE LOBBY	1.70 x 3.40 M

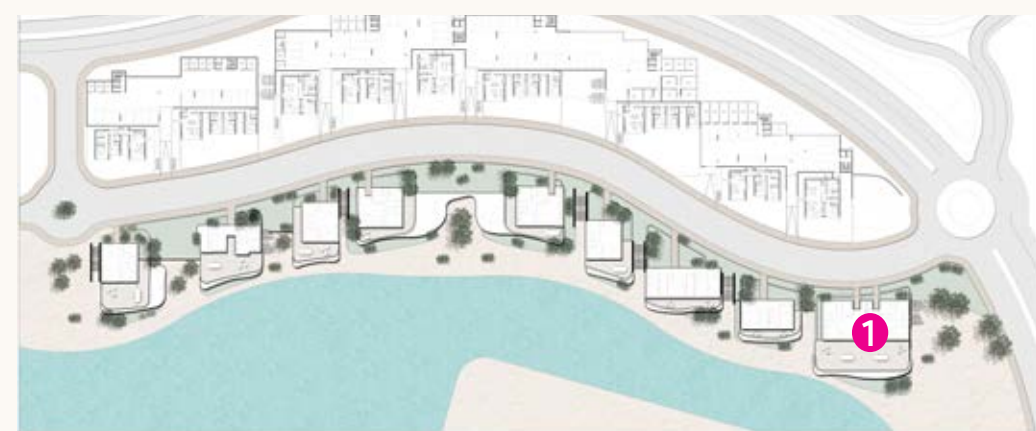
SECTION VIEW

+ 21 M



BUILDINGS

L01



Terrace areas vary according to specific units.

N A O S

L A G O O N V I E W

FIRST FLOOR

L01

Indoor Net Area

141 M²

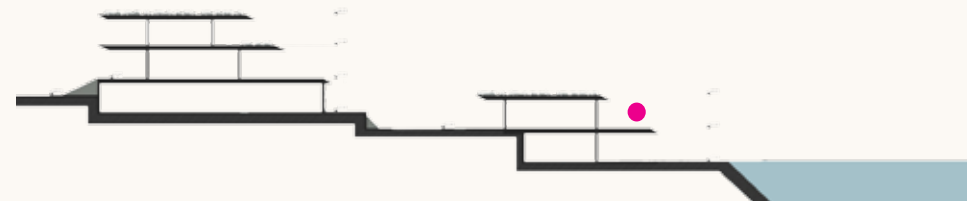
102

3 BEDROOMS

1	RECEPTION	4.50 x 3.45 M
2	DINING	3.50 x 3.09 M
3	KITCHEN	2.25 x 6.94 M
4	GUEST WC	2.25 x 1.40 M
5	MASTER BEDROOM 1	3.55 x 4.90 M
6	MASTER BATHROOM 1	1.85 x 2.20 M
7	MASTER BEDROOM 2	3.30 x 3.70 M
8	MASTER BATHROOM 2	1.80 x 2.20 M
9	MASTER BEDROOM 3	3.95 x 2.79 M
10	MASTER BATHROOM 3	2.25 x 1.60 M
11	ENTRANCE LOBBY	1.70 x 3.40 M

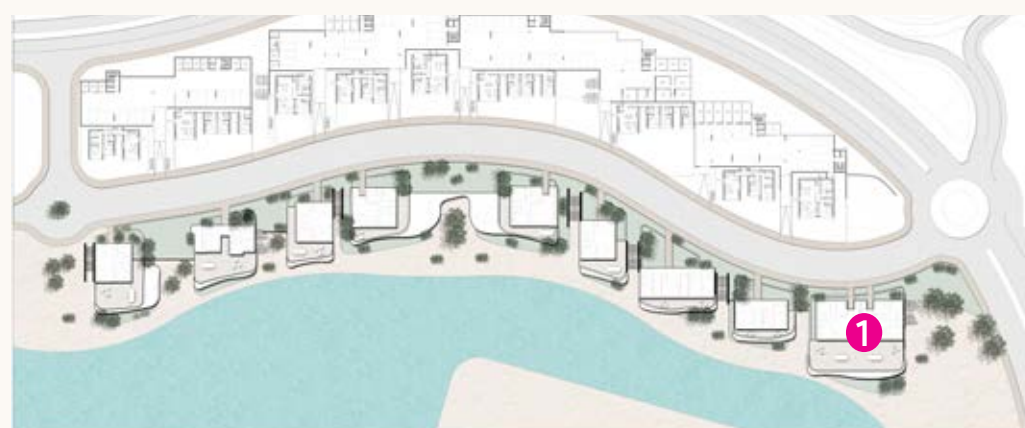
SECTION VIEW

+ 21 M



BUILDINGS

L01



Terrace areas vary according to specific units.

N A O S

LAGOON VIEW

FIRST FLOOR

L02, L08

Indoor Net Area

111 M²

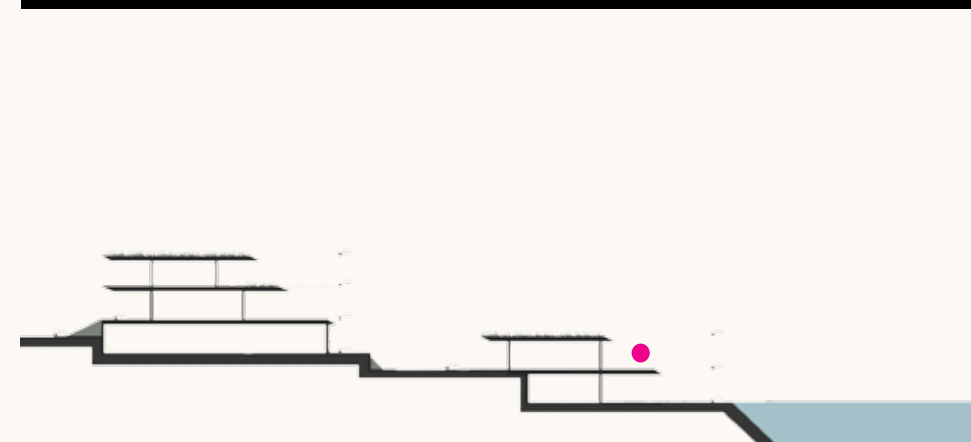
101

2 BEDROOMS

1	RECEPTION	3.27 x 5.00 M
2	DINING & KITCHEN	3.53 x 5.00 M
3	GUEST WC	1.15 x 1.50 M
4	MASTER BEDROOM 1	3.32 x 3.55 M
5	MASTER DRESSING 1	1.92 x 3.55 M
6	MASTER BATHROOM 1	1.25 x 3.55 M
7	MASTER BEDROOM 2	3.30 x 3.25 M
8	MASTER BATHROOM 2	1.80 x 1.65 M
9	ENTRANCE LOBBY	2.30 x 2.55 M
10	UTILITY	1.80 x 1.15 M

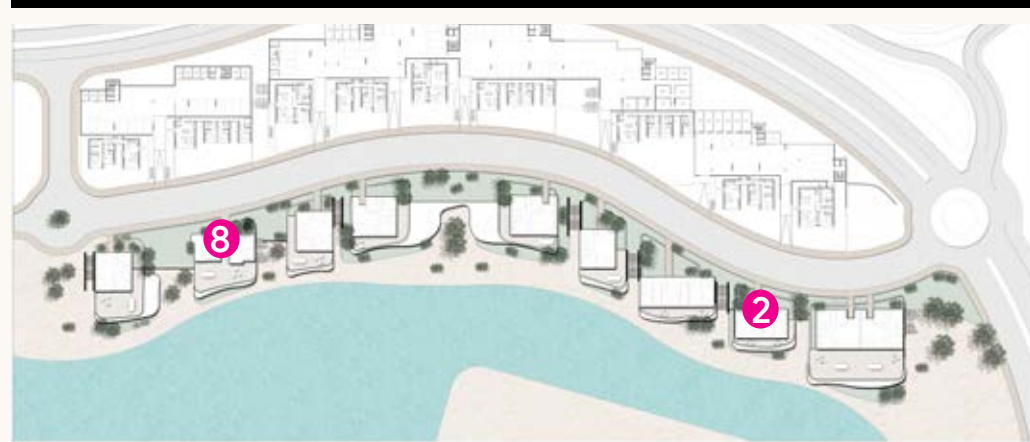
SECTION VIEW

+ 21 M



BUILDINGS

L02, L08



Terrace areas vary according to specific units.

N A O S

LAGOON VIEW

FIRST FLOOR

L03

Indoor Net Area

162 M²

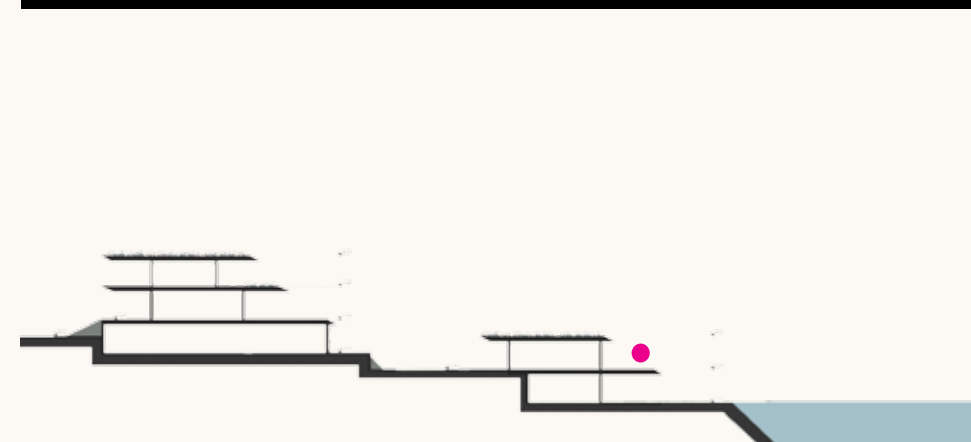
101

3 BEDROOMS

1	RECEPTION	3.43 x 3.45 M
2	DINING	3.15 x 3.45 M
3	KITCHEN	2.90 x 1.55 M
4	GUEST WC	1.25 x 1.45 M
5	MASTER BEDROOM 1	3.14 x 3.10 M
6	MASTER DRESSING 1	2.40 x 3.10 M
7	MASTER BATHROOM 1	2.25 x 1.80 M
8	MASTER BEDROOM 2	4.13 x 3.45 M
9	MASTER BATHROOM 2	2.25 x 1.75 M
10	MASTER BEDROOM 3	5.64 x 3.35 M
11	MASTER BATHROOM 3	2.25 x 1.95 M

SECTION VIEW

+21 M



BUILDINGS

L03



Terrace areas vary according to specific units.

N A O S

L A G O O N V I E W

FIRST FLOOR

L04, L07

Indoor Net Area

118 M²

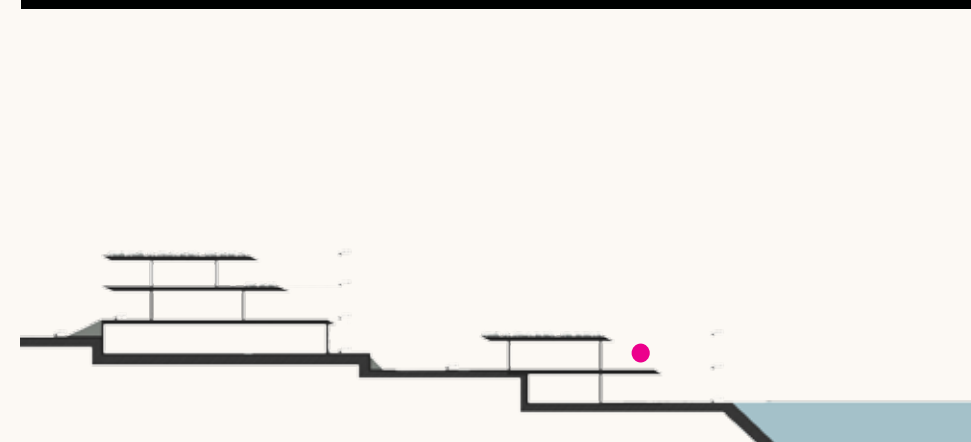
101

2 BEDROOMS

1	RECEPTION	6.00 x 5.15	M
2	DINING & KITCHEN	4.50 x 3.15	M
3	GUEST WC	1.75 x 1.10	M
4	MASTER BEDROOM 1	3.40 x 3.65	M
5	MASTER BATHROOM 1	1.80 x 2.45	M
6	MASTER BEDROOM 2	3.30 x 4.25	M
7	MASTER BATHROOM 2	1.70 x 2.45	M

SECTION VIEW

+21 M



BUILDINGS

L04, L07



Terrace areas vary according to specific units.

N A O S

LAGOON VIEW

FIRST FLOOR

L09

Indoor Net Area

118 M²

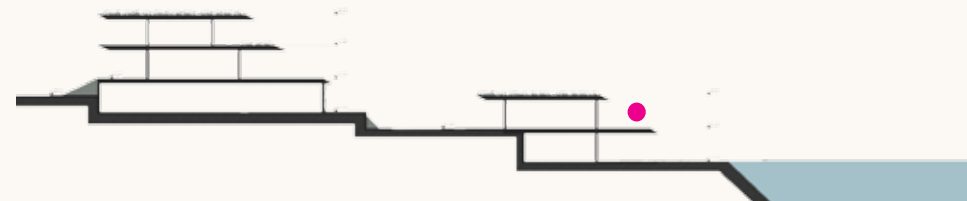
101

2 BEDROOMS

1	RECEPTION	6.00 x 5.15 M
2	DINING & KITCHEN	4.50 x 3.15 M
3	GUEST WC	1.75 x 1.10 M
4	MASTER BEDROOM 1	3.40 x 3.65 M
5	MASTER BATHROOM 1	1.80 x 2.45 M
6	MASTER BEDROOM 2	3.30 x 4.25 M
7	MASTER BATHROOM 2	1.70 x 2.45 M

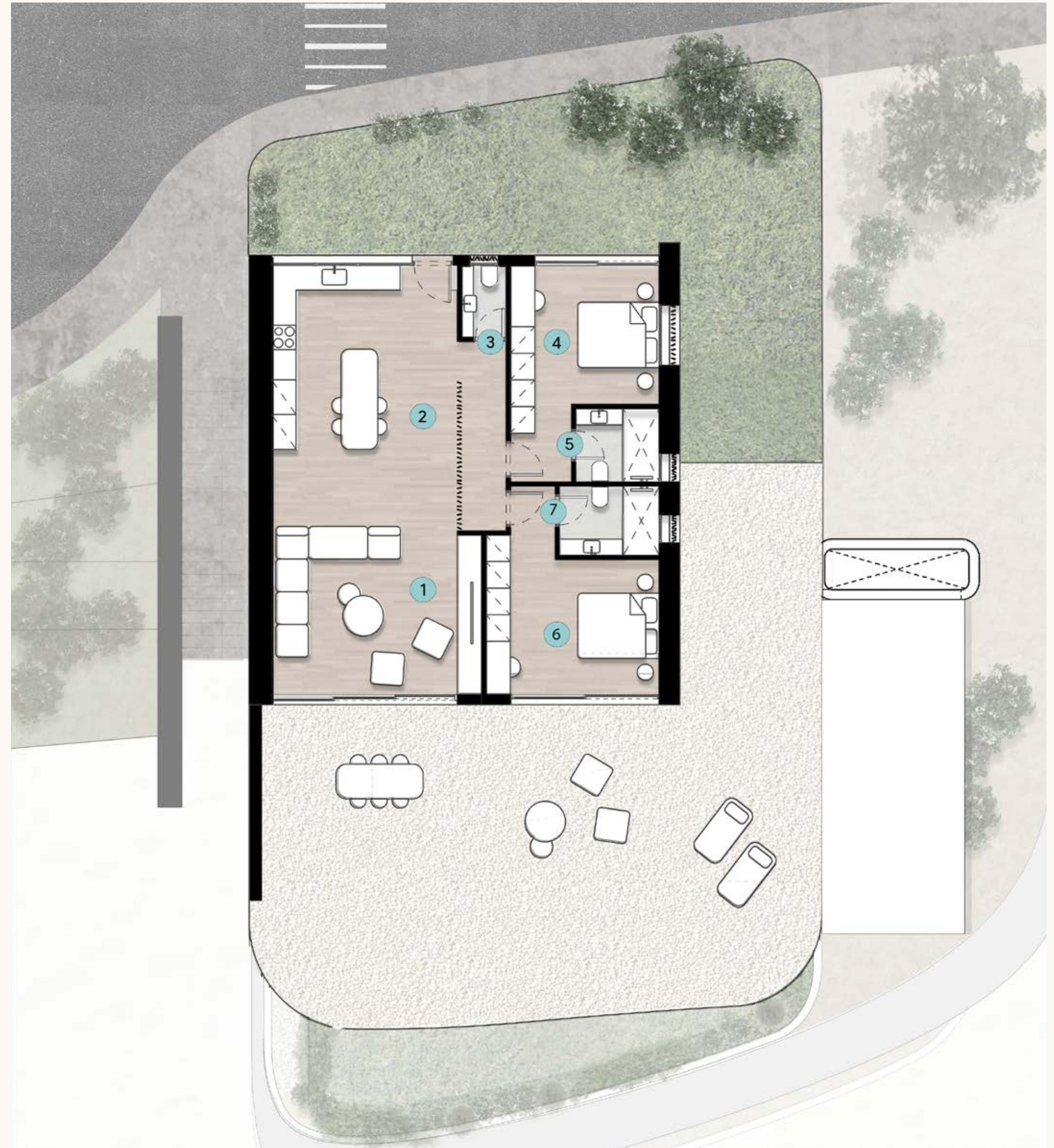
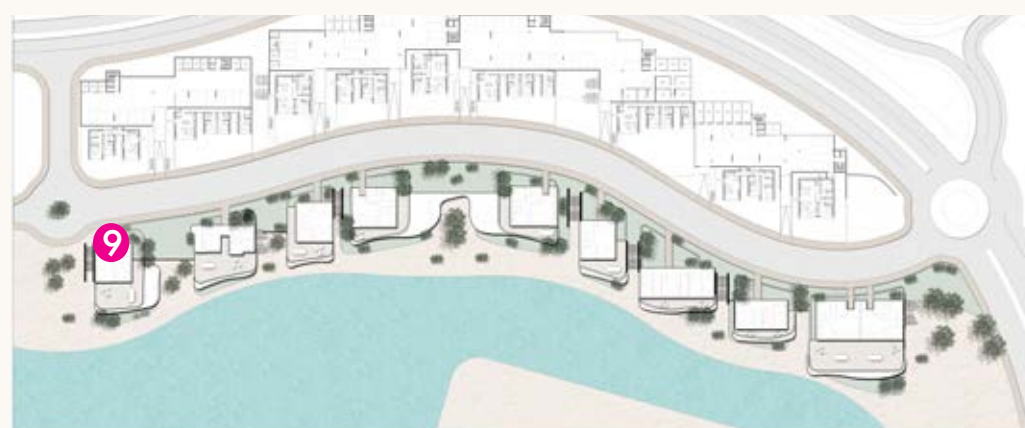
SECTION VIEW

+21 M



BUILDINGS

L09



Terrace areas vary according to specific units.

N A O S

L A G O O N V I E W

L05

Indoor Net Area

144 M²

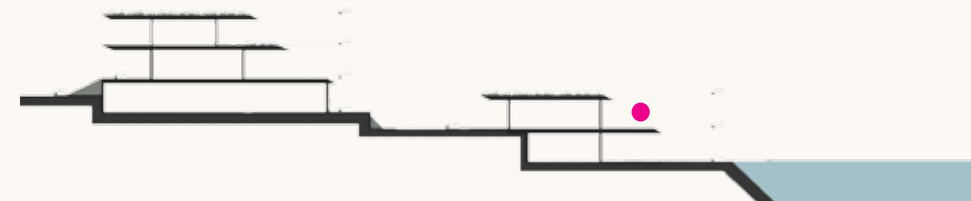
101

3 BEDROOMS

1	RECEPTION	6.75 x 3.47 M
2	DINING	4.50 x 3.47 M
3	KITCHEN	2.15 x 3.47 M
4	GUEST WC	2.25 x 1.40 M
5	MASTER BEDROOM 1	3.54 x 4.90 M
6	MASTER BATHROOM 1	1.85 x 2.20 M
7	MASTER BEDROOM 2	3.30 x 3.70 M
8	MASTER BATHROOM 2	1.80 x 2.20 M
9	MASTER BEDROOM 3	3.95 x 2.80 M
10	MASTER BATHROOM 3	1.35 x 1.60 M
11	ENTRANCE LOBBY	1.70 x 3.40 M

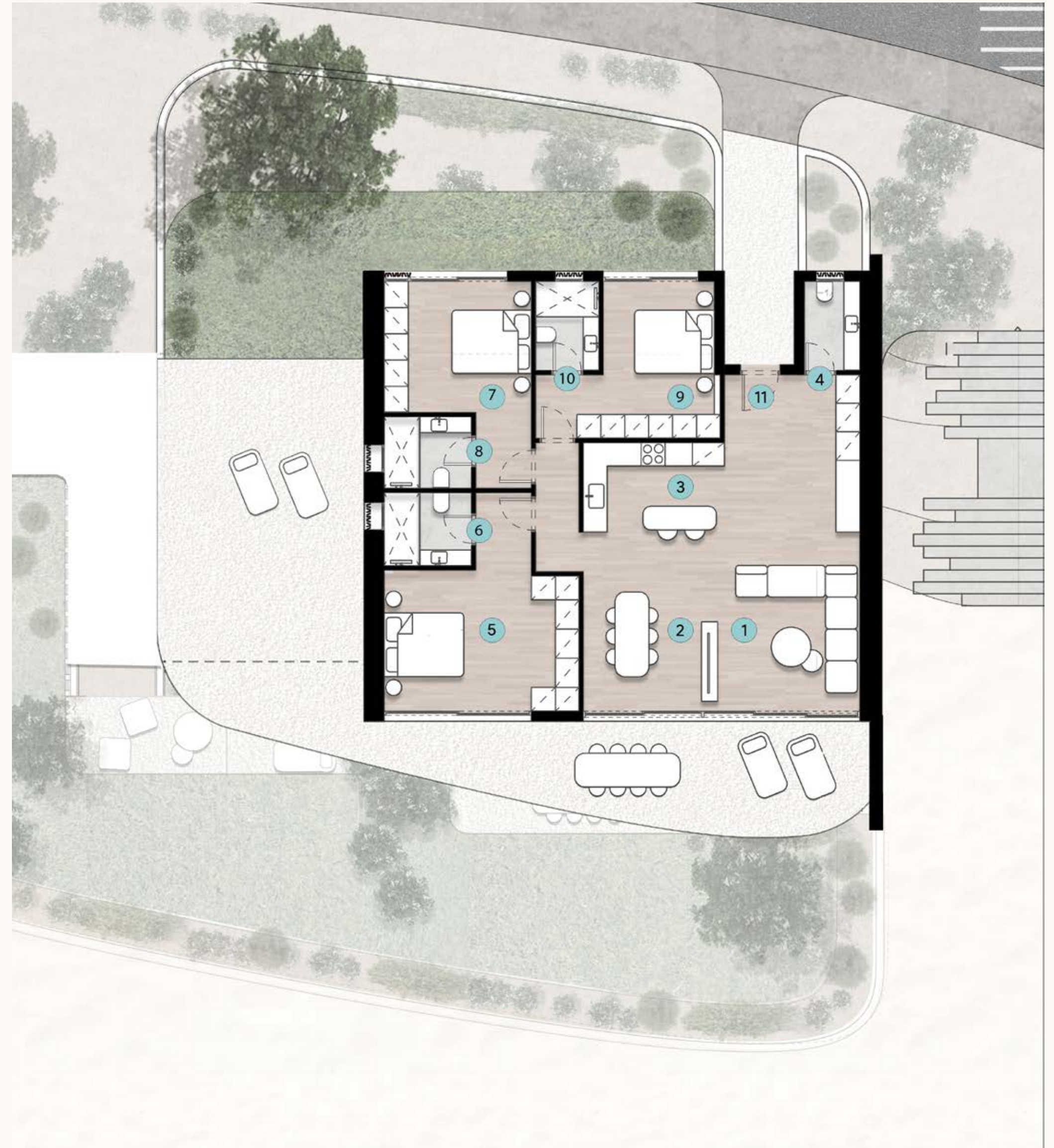
SECTION VIEW

+ 21 M



BUILDINGS

L05



Terrace areas vary according to specific units.

N A O S

L A G O O N V I E W

FIRST FLOOR

L06

Indoor Net Area

144 M²

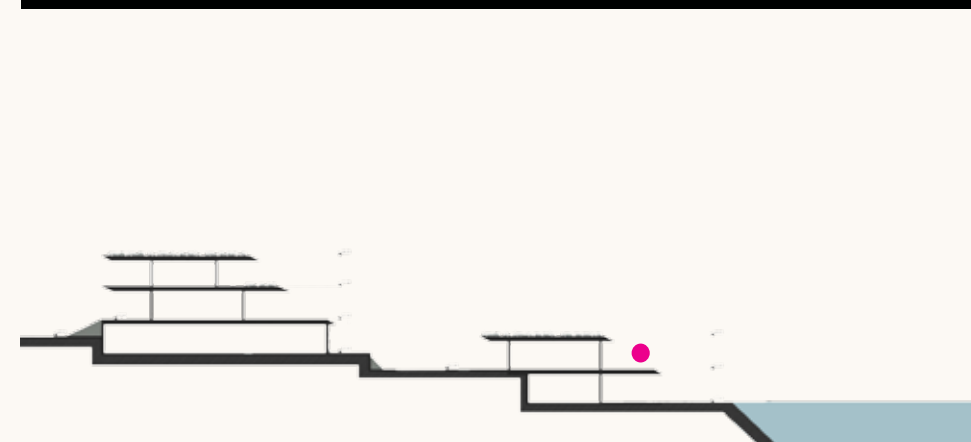
101

3 BEDROOMS

1	RECEPTION	6.75 x 3.47 M
2	DINING	4.50 x 3.47 M
3	KITCHEN	2.15 x 3.47 M
4	GUEST WC	2.25 x 1.40 M
5	MASTER BEDROOM 1	3.54 x 4.90 M
6	MASTER BATHROOM 1	1.85 x 2.20 M
7	MASTER BEDROOM 2	3.30 x 3.70 M
8	MASTER BATHROOM 2	1.80 x 2.20 M
9	MASTER BEDROOM 3	3.95 x 2.80 M
10	MASTER BATHROOM 3	1.35 x 1.60 M
11	ENTRANCE LOBBY	1.70 x 3.40 M

SECTION VIEW

+21 M



BUILDINGS

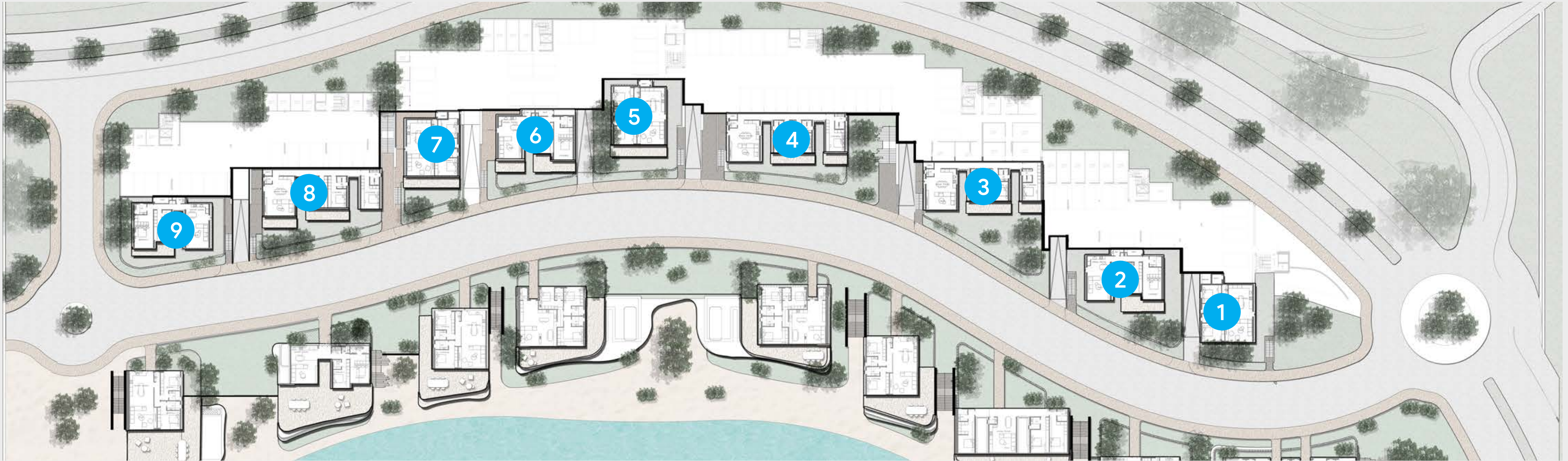
L06



Terrace areas vary according to specific units.



N A O S

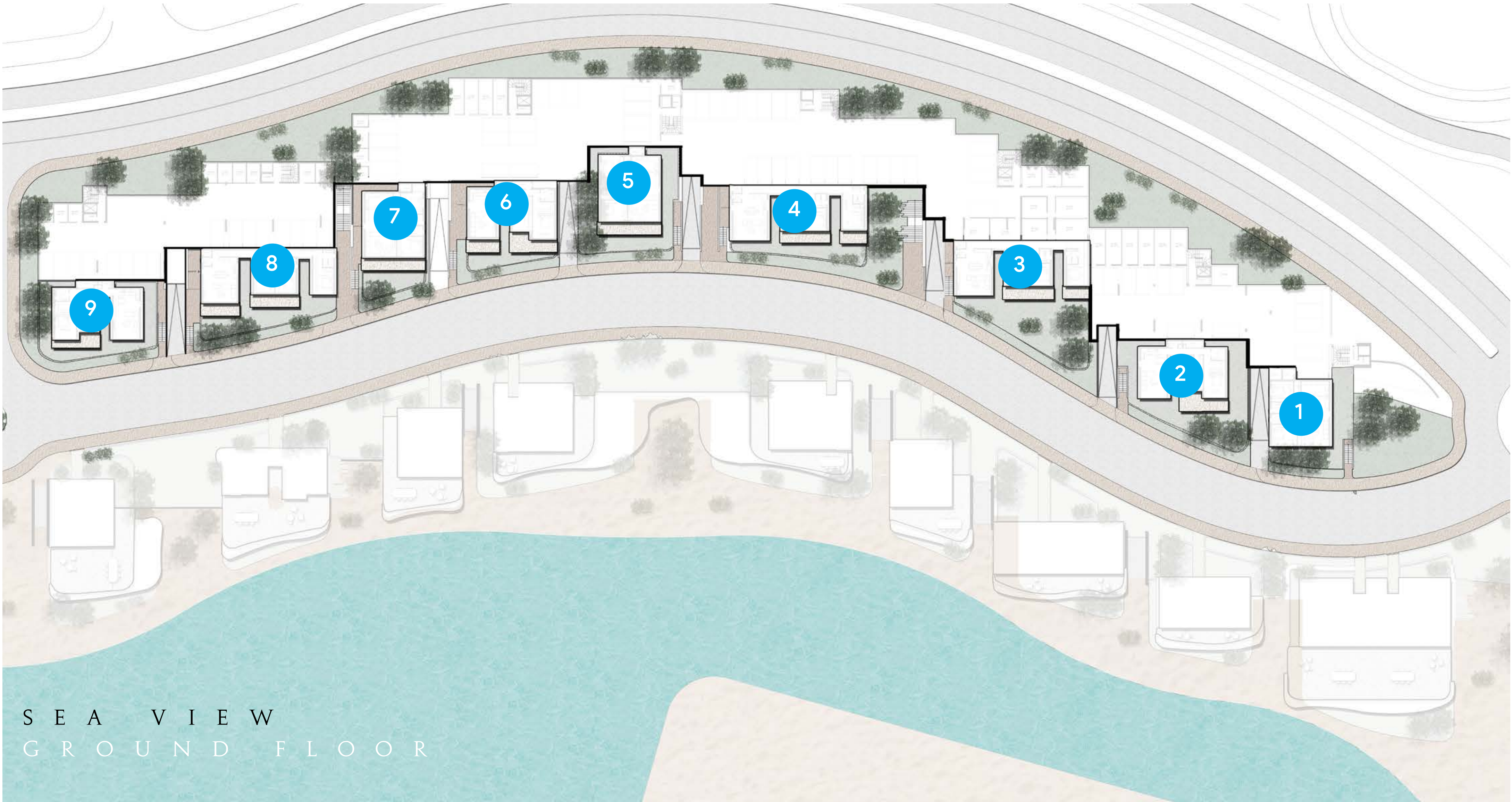


S E A V I E W

N A O S

G R O U N D F L O O R

S E A V I E W



S E A V I E W
G R O U N D F L O O R



N A O S

S E A V I E W

GROUND FLOOR

S01, S05

Indoor Net Area

122 M²

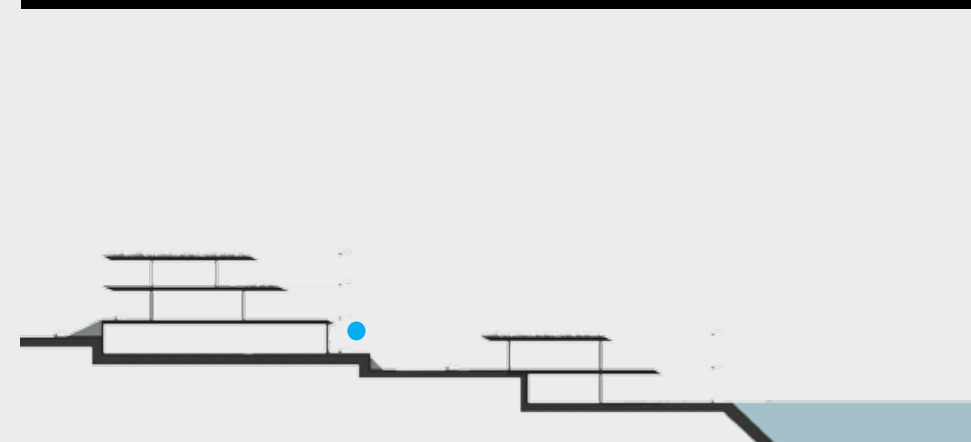
G01

2 BEDROOMS

1	RECEPTION	4.50 x 5.15 M
2	DINING & KITCHEN	5.00 x 5.75 M
3	GUEST WC	1.75 x 1.10 M
4	MASTER BEDROOM 1	3.30 x 4.25 M
5	MASTER BATHROOM 1	1.70 x 2.45 M
6	MASTER BEDROOM 2	3.40 x 3.65 M
7	MASTER BATHROOM 2	1.80 x 2.05 M

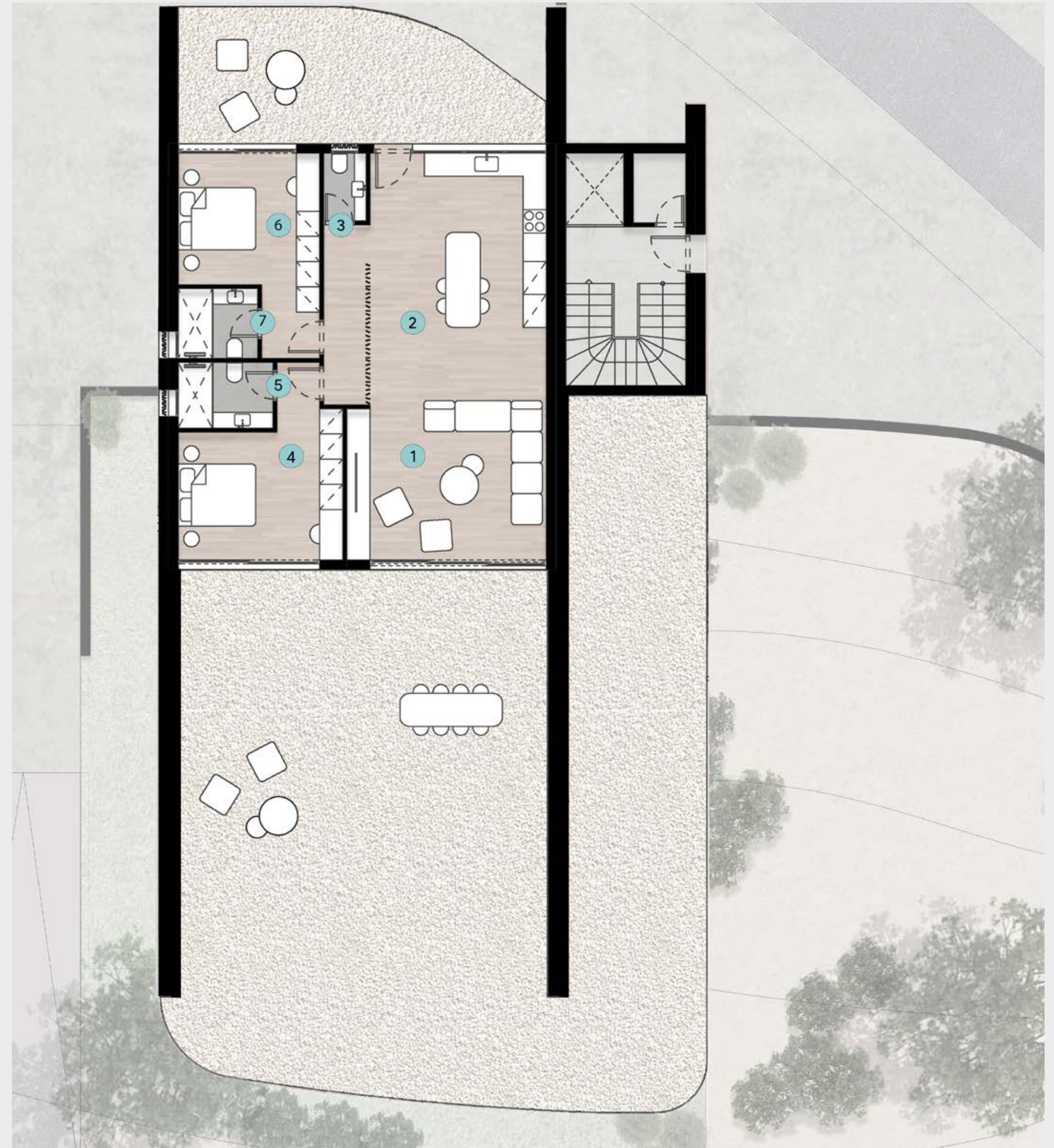
SECTION VIEW

+2.3 M



BUILDINGS

S01, S05



Terrace areas vary according to specific units.

N A O S

SEA VIEW

GROUND FLOOR

S07

Indoor Net Area

122 M²

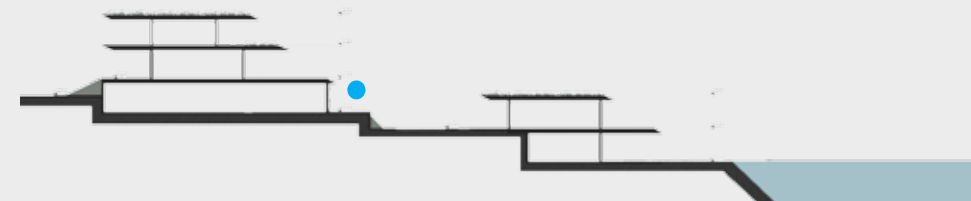
G01

2 BEDROOMS

1	RECEPTION	4.50 x 5.15 M
2	DINING & KITCHEN	5.00 x 5.75 M
3	GUEST WC	1.75 x 1.10 M
4	MASTER BEDROOM 1	3.30 x 4.25 M
5	MASTER BATHROOM 1	1.70 x 2.45 M
6	MASTER BEDROOM 2	3.40 x 3.65 M
7	MASTER BATHROOM 2	1.80 x 2.05 M

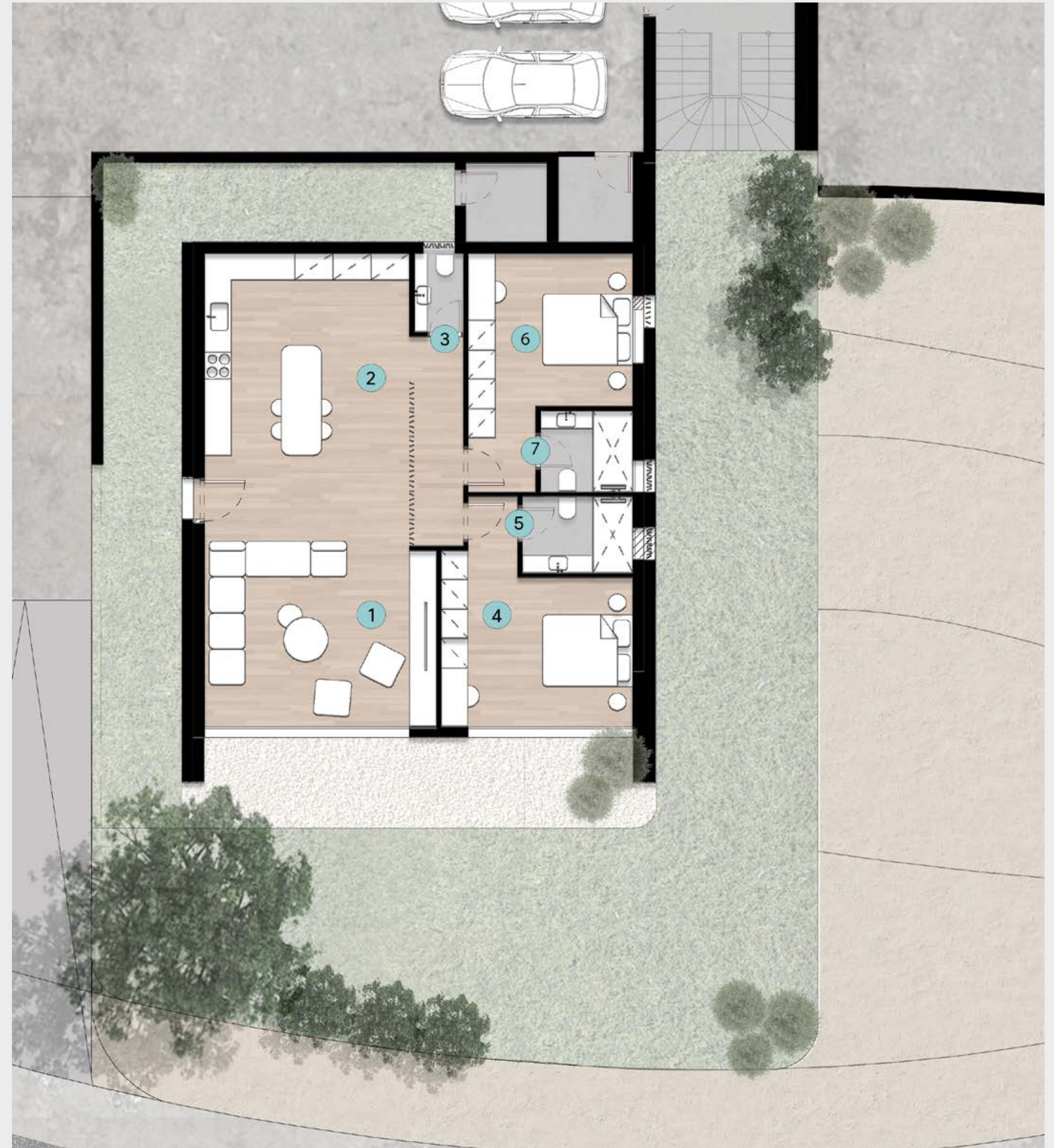
SECTION VIEW

+23 M



BUILDINGS

S07



Terrace areas vary according to specific units.

N A O S

SEA VIEW

GROUND FLOOR

S02, S06

Indoor Net Area

119 M²

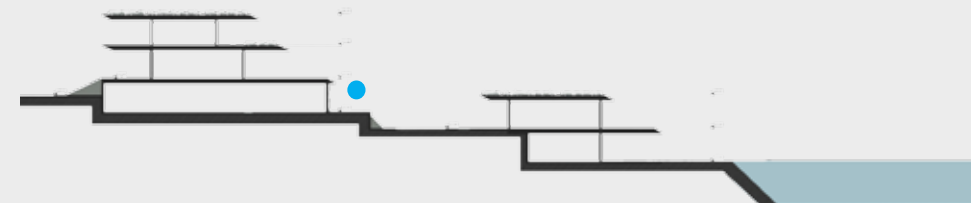
G01

2 BEDROOMS

1	RECEPTION	4.98 x 4.32 M
2	DINING & KITCHEN	3.10 x 4.30 M
3	GUEST WC	1.13 x 1.60 M
4	MASTER BEDROOM 1	4.05 x 3.55 M
5	MASTER DRESSING 1	1.93 x 3.55 M
6	MASTER BATHROOM 1	2.00 x 2.30 M
7	MASTER BEDROOM 2	3.55 x 3.25 M
8	MASTER BATHROOM 2	2.00 x 1.65 M

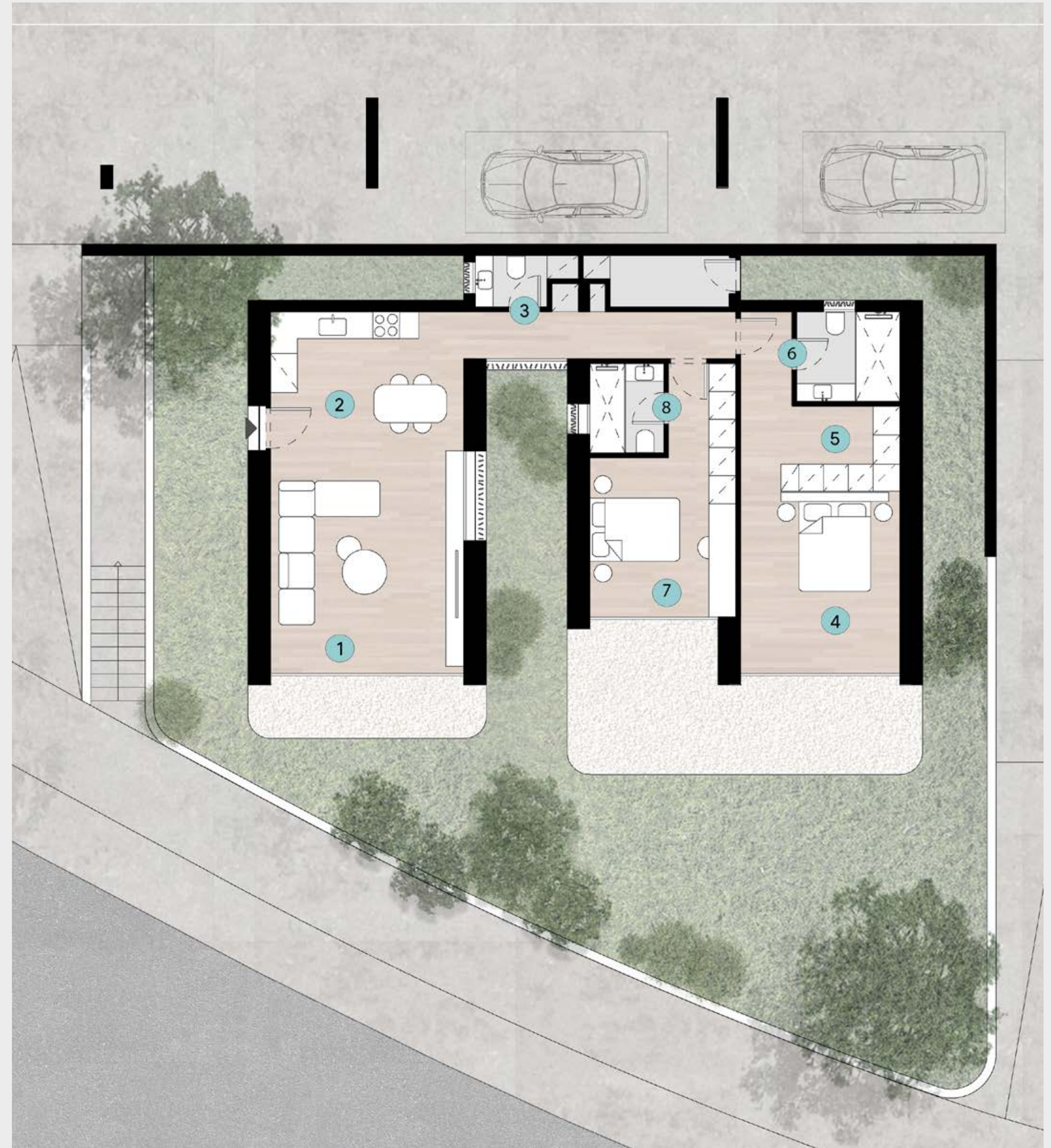
SECTION VIEW

+23 M



BUILDINGS

S02, S06



Terrace areas vary according to specific units.

N A O S

S E A V I E W

GROUND FLOOR

S09

Indoor Net Area

119 M²

G01

2 BEDROOMS

1	RECEPTION	4.98 x 4.32 M
2	DINING & KITCHEN	3.10 x 4.30 M
3	GUEST WC	1.13 x 1.60 M
4	MASTER BEDROOM 1	4.05 x 3.55 M
5	MASTER DRESSING 1	1.93 x 3.55 M
6	MASTER BATHROOM 1	2.00 x 2.30 M
7	MASTER BEDROOM 2	3.55 x 3.25 M
8	MASTER BATHROOM 2	2.00 x 1.65 M

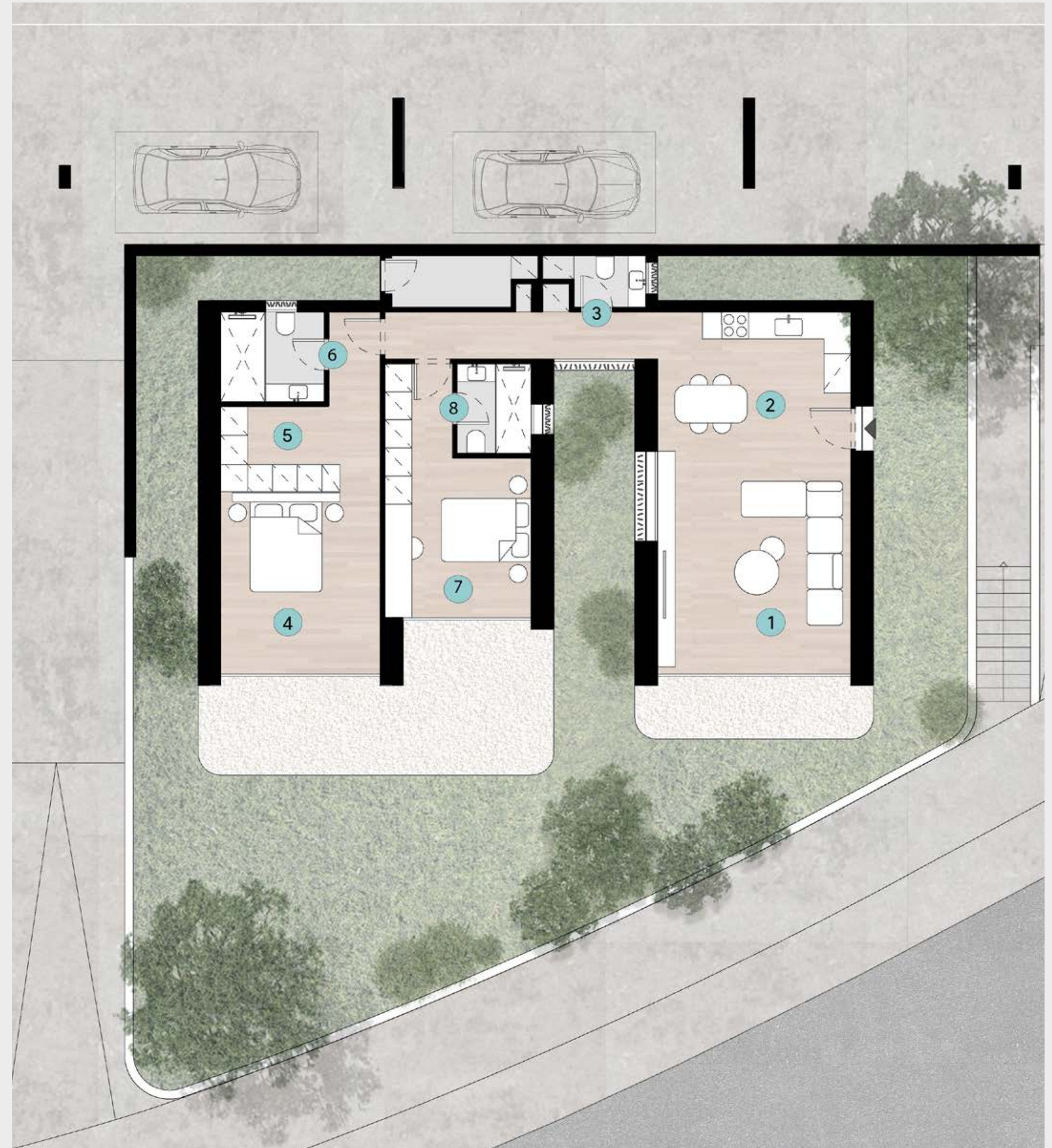
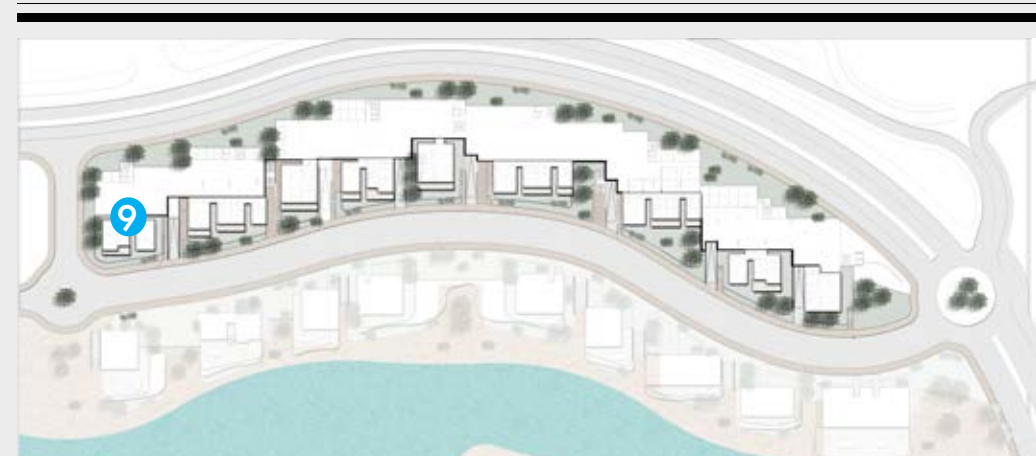
SECTION VIEW

+23 M



BUILDINGS

S09



Terrace areas vary according to specific units.

N A O S

S E A V I E W

GROUND FLOOR

S03, S04, S08

Indoor Net Area

160 M²

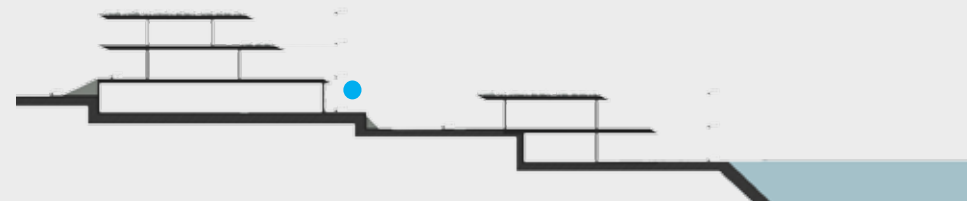
G01

3 BEDROOMS

1	RECEPTION	3.80 x 5.60 M
2	DINING & KITCHEN	3.60 x 5.65 M
3	GUEST WC	1.40 x 1.40 M
4	MASTER BEDROOM 1	3.30 x 2.78 M
5	MASTER BATHROOM 1	2.50 x 1.75 M
6	MASTER BEDROOM 2	3.50 x 3.45 M
7	MASTER BATHROOM 2	2.30 x 1.75 M
8	MASTER BEDROOM 3	3.50 x 3.45 M
9	MASTER BATHROOM 3	2.30 x 1.75 M

SECTION VIEW

+23 M



BUILDINGS

S03, S04, S08



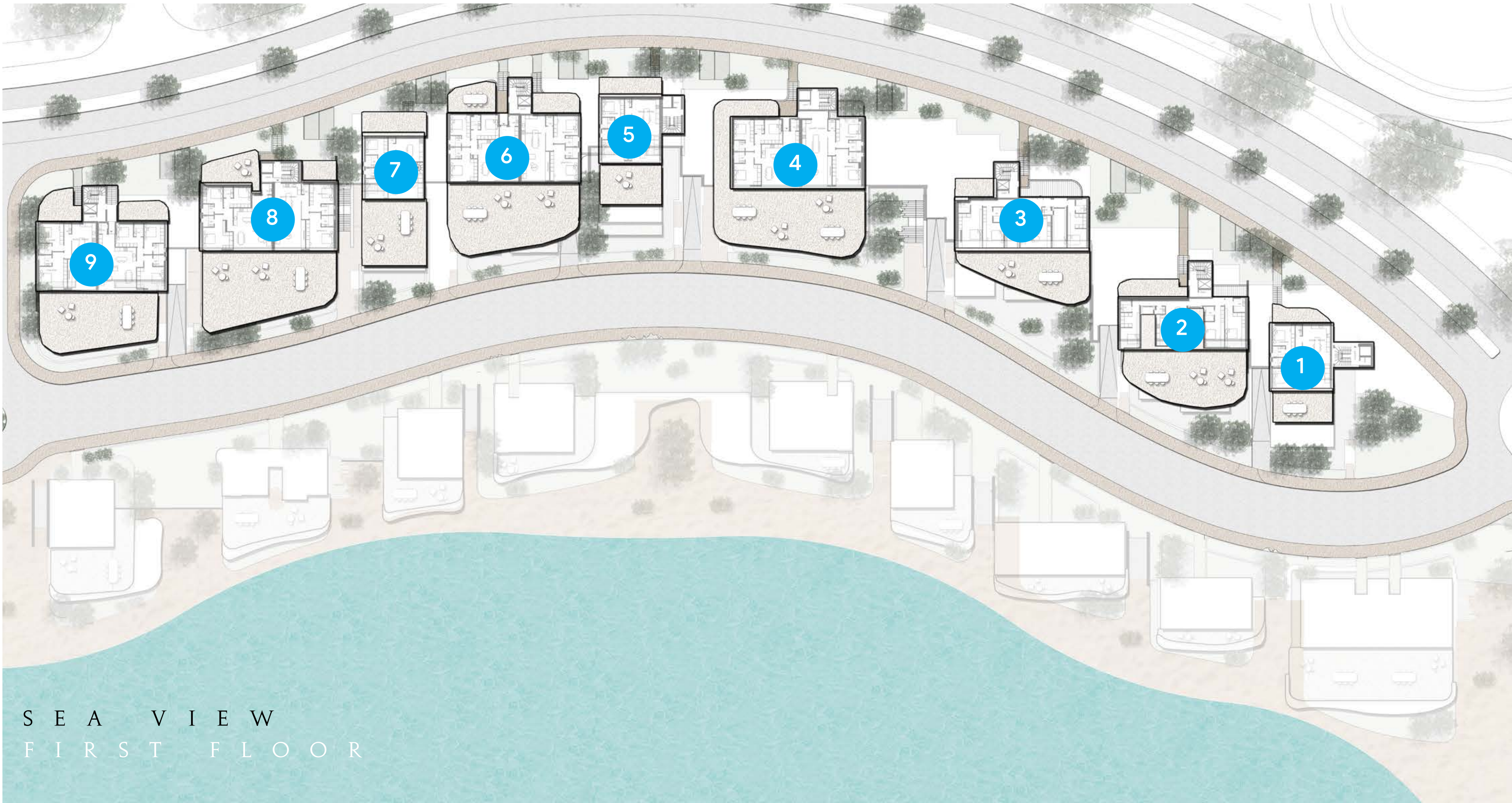
Terrace areas vary according to specific units.

N A O S

F I R S T F L O O R

S E A V I E W





S E A V I E W
F I R S T F L O O R



N A O S

S E A V I E W

FIRST FLOOR

S01, S05

Indoor Net Area

122 M²

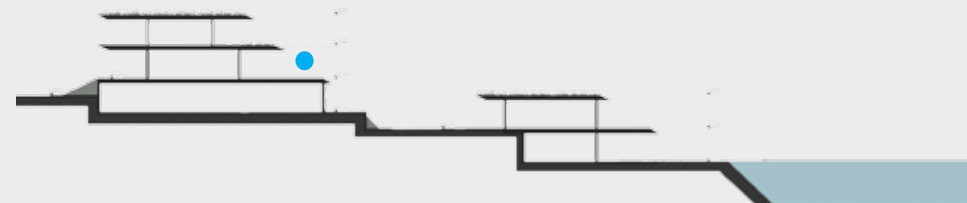
101

2 BEDROOMS

1	RECEPTION	5.15 x 5.75 M
2	DINING & KITCHEN	5.36 x 5.75 M
3	GUEST WC	1.75 x 1.10 M
4	MASTER BEDROOM 1	3.30 x 4.25 M
5	MASTER BATHROOM 1	1.70 x 2.45 M
6	MASTER BEDROOM 2	3.40 x 4.25 M
7	MASTER BATHROOM 2	1.70 x 2.45 M

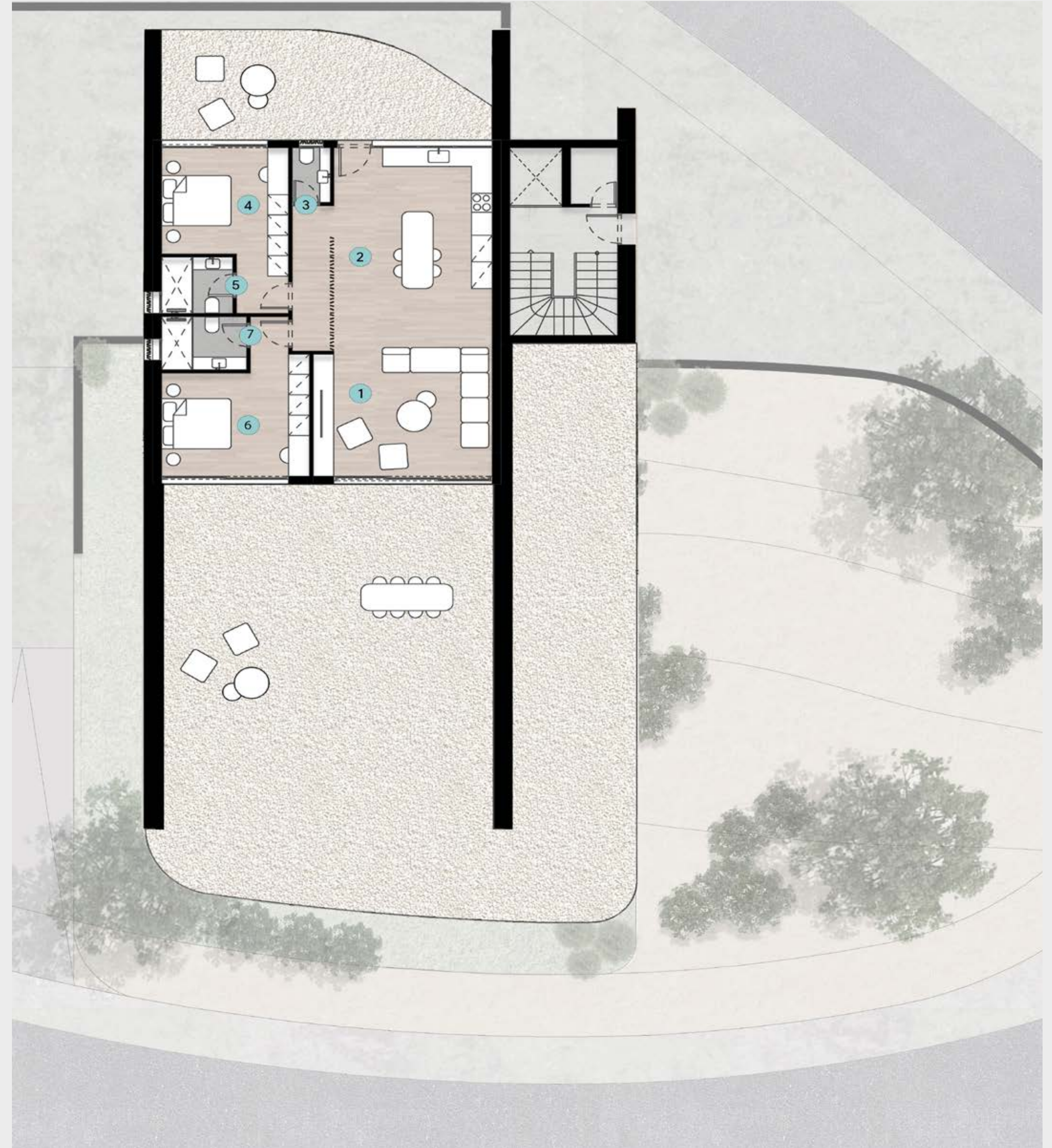
SECTION VIEW

+27 M



BUILDINGS

S01,S05



Terrace areas vary according to specific units.

N A O S

S E A V I E W

FIRST FLOOR

S02, S03

Indoor Net Area

166 M²

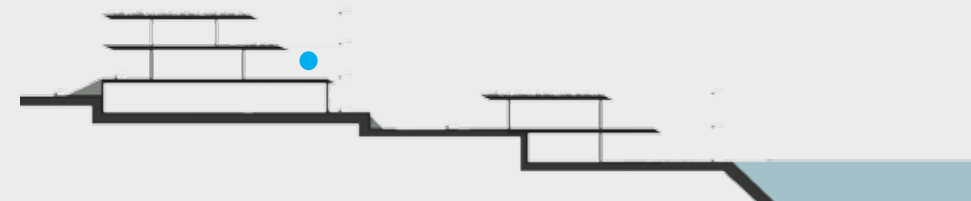
101

3 BEDROOMS

1	RECEPTION	4.00 x 5.01 M
2	DINING	4.00 x 3.45 M
3	KITCHEN	3.64 x 1.55 M
4	GUEST WC	1.25 x 1.45 M
5	MASTER BEDROOM 1	3.14 x 3.10 M
6	MASTER DRESSING 1	2.40 x 3.10 M
7	MASTER BATHROOM 1	2.25 x 1.80 M
8	MASTER BEDROOM 2	4.13 x 3.45 M
9	MASTER BATHROOM 2	2.44 x 1.75 M
10	MASTER BEDROOM 3	5.65 x 3.35 M
11	MASTER BATHROOM 3	2.25 x 1.95 M

SECTION VIEW

+ 2.7 M



BUILDINGS

S02, S03



Terrace areas vary according to specific units.

N A O S

S E A V I E W

FIRST FLOOR

S04, S06, S08

Indoor Net Area

120 M²

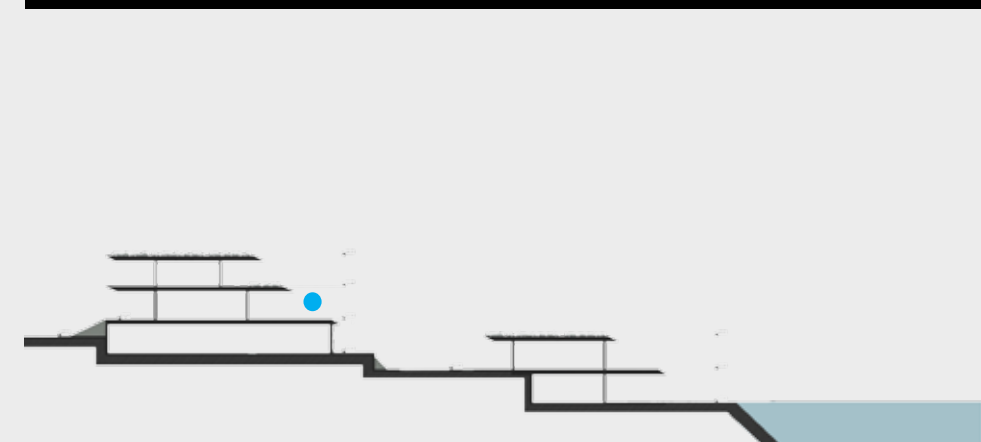
101

2 BEDROOMS

1	RECEPTION	5.36 x 4.89 M
2	DINING & KITCHEN	5.44 x 5.49 M
3	GUEST WC	1.75 x 1.20 M
4	MASTER BEDROOM 1	3.70 x 4.80 M
5	MASTER BATHROOM 1	1.70 x 2.05 M
6	MASTER BEDROOM 2	3.30 x 4.20 M
7	MASTER BATHROOM 2	1.80 x 2.05 M

SECTION VIEW

+27 M



BUILDINGS

S04,S06,S08



Terrace areas vary according to specific units.

N A O S

S E A V I E W

FIRST FLOOR

S04, S06, S08

Indoor Net Area

136 M²

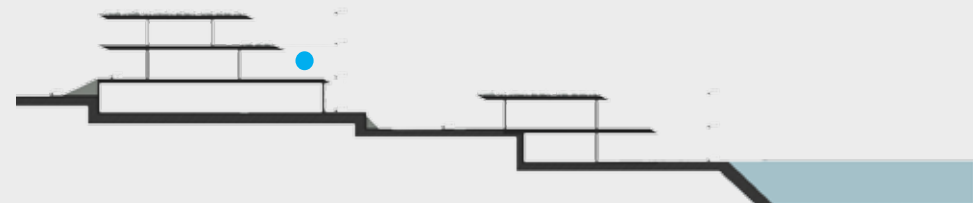
102

3 BEDROOMS

1	RECEPTION	4.50 x 3.47 M
2	DINING	4.50 x 2.71 M
3	KITCHEN	2.25 x 3.54 M
4	GUEST WC	1.79 x 1.40 M
5	MASTER BEDROOM 1	3.55 x 4.48 M
6	MASTER BATHROOM 1	1.85 x 1.80 M
7	MASTER BEDROOM 2	3.30 x 2.70 M
8	MASTER BATHROOM 2	1.80 x 1.80 M
9	MASTER BEDROOM 3	3.95 x 2.80 M
10	MASTER BATHROOM 3	2.24 x 1.60 M
11	ENTRANCE LOBBY	2.15 x 2.65 M

SECTION VIEW

+ 27 M



BUILDINGS

S04,S06,S08



Terrace areas vary according to specific units.

N A O S

SEA VIEW

FIRST FLOOR

S09

Indoor Net Area

128 M²

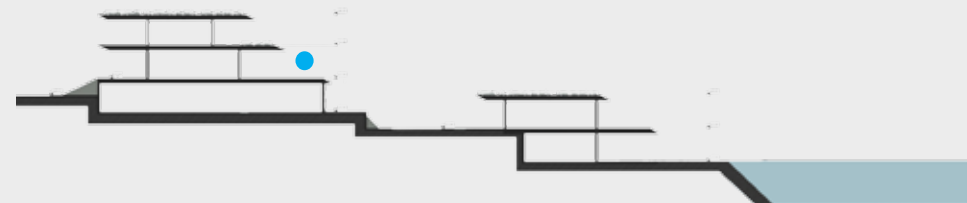
101

3 BEDROOMS

1	RECEPTION	4.50 x 3.74 M
2	DINING	4.40 x 2.44 M
3	KITCHEN	2.25 x 6.19 M
4	GUEST WC	1.80 x 1.40 M
5	MASTER BEDROOM 1	3.55 x 4.50 M
6	MASTER BATHROOM 1	1.85 x 1.80 M
7	MASTER BEDROOM 2	3.30 x 3.30 M
8	MASTER BATHROOM 2	1.80 x 1.80 M
9	MASTER BEDROOM 3	3.95 x 2.79 M
10	MASTER BATHROOM 3	2.25 x 1.60 M
11	ENTRANCE LOBBY	2.15 x 2.65 M

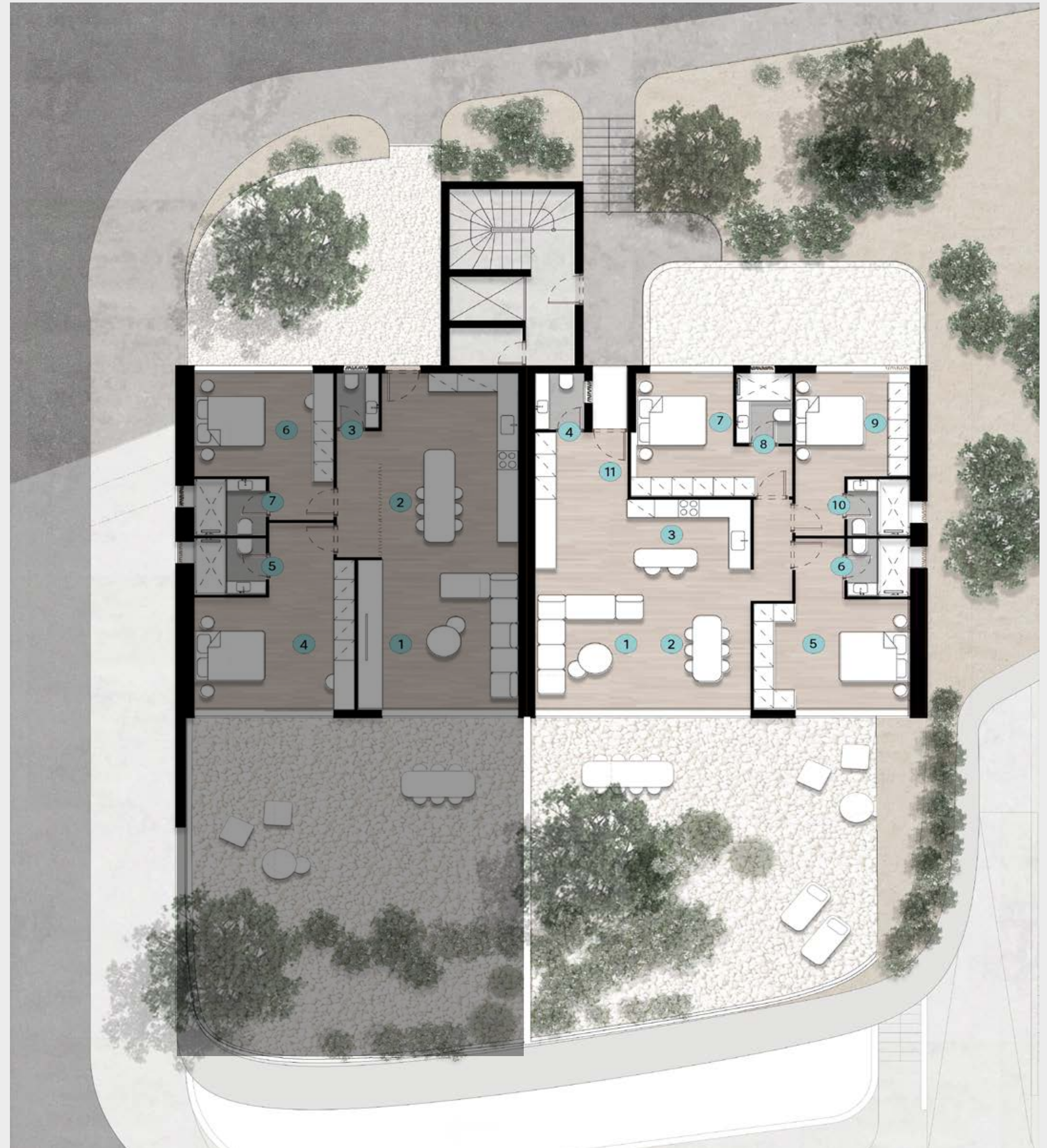
SECTION VIEW

+ 27 M



BUILDINGS

S09



Terrace areas vary according to specific units.

N A O S

S E A V I E W

FIRST FLOOR

S09

Indoor Net Area

115 M²

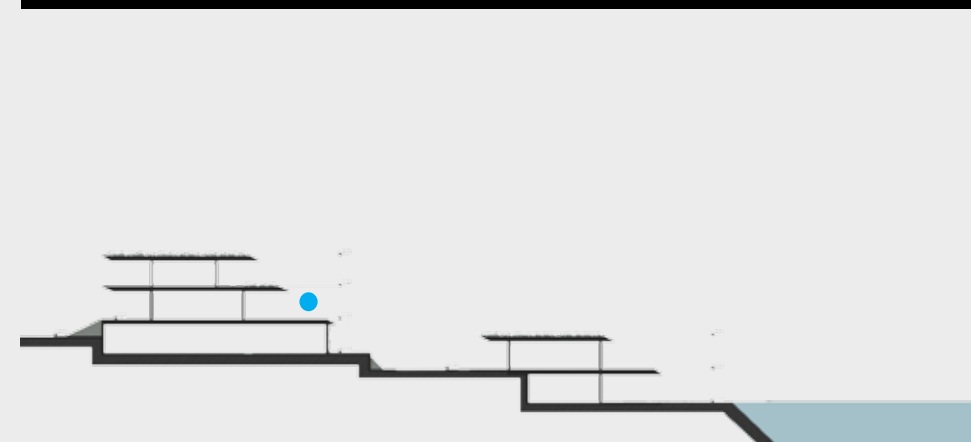
102

2 BEDROOMS

1	RECEPTION	4.80 x 4.62 M
2	DINING & KITCHEN	6.00 x 3.92 M
3	GUEST WC	1.75 x 1.20 M
4	MASTER BEDROOM 1	3.60 x 4.60 M
5	MASTER BATHROOM 1	1.80 x 2.05 M
6	MASTER BEDROOM 2	3.29 x 3.99 M
7	MASTER BATHROOM 2	1.80 x 2.05 M

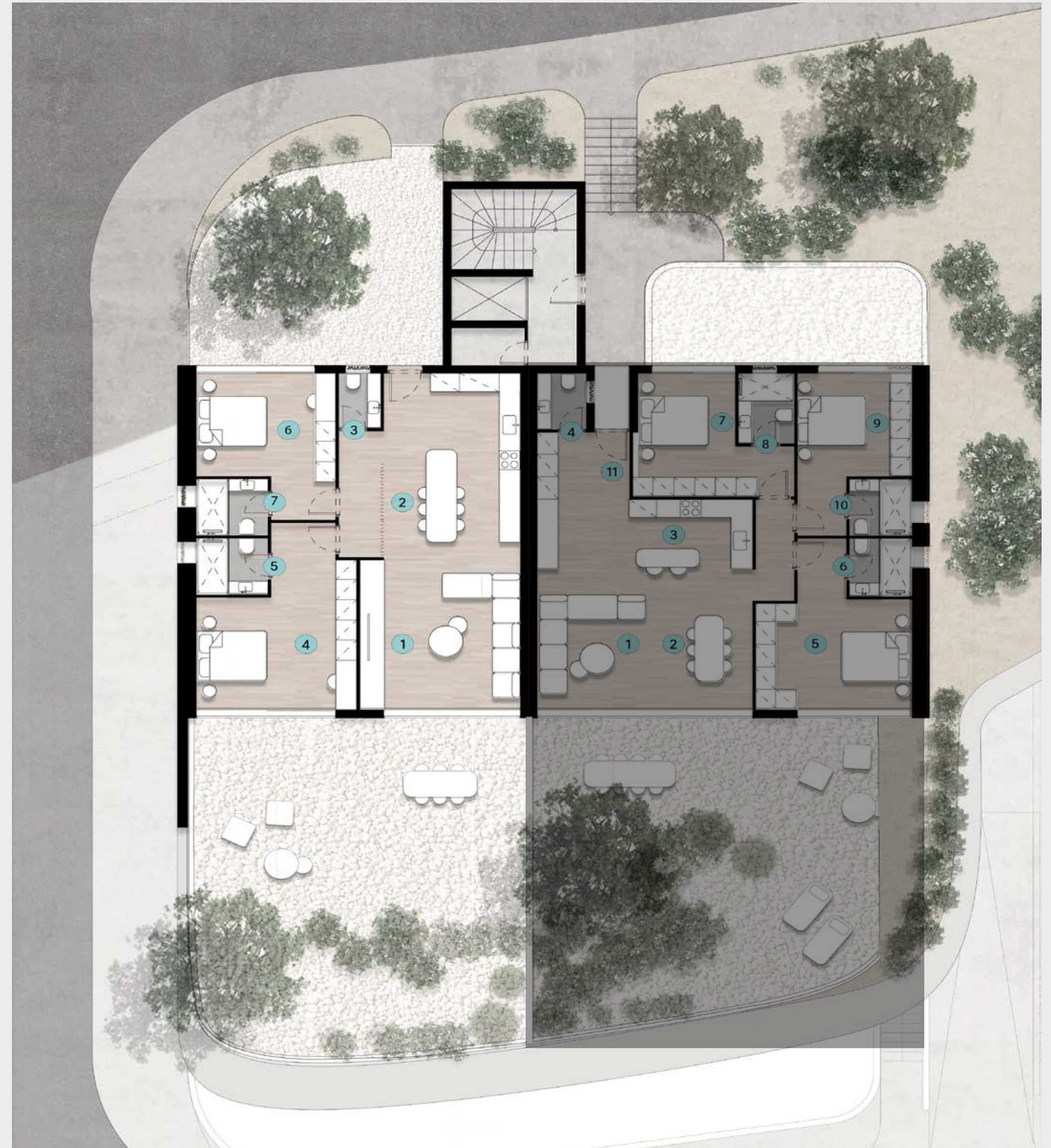
SECTION VIEW

+27 M



BUILDINGS

S09



Terrace areas vary according to specific units.

S07

Indoor Net Area

195 M²

N A O S

D U P L E X O 1

FIRST FLOOR + SECOND FLOOR

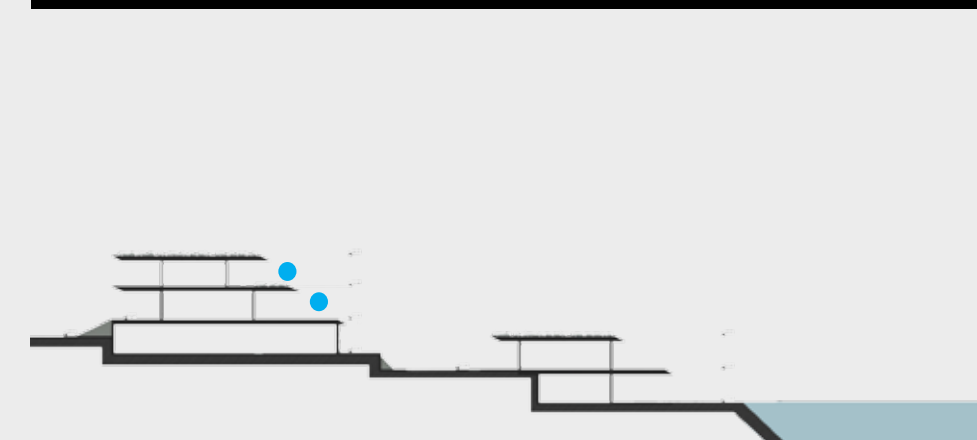
101

3 BEDROOMS

1	RECEPTION	4.15 x 3.44 M
2	DINING	4.15 x 2.31 M
3	KITCHEN	4.50 x 4.44 M
4	GUEST WC	1.45 x 1.20 M
5	MASTER BEDROOM 1	3.15 x 3.65 M
6	MASTER BATHROOM 1	1.70 x 1.95 M
7	MASTER BEDROOM 2	3.35 x 3.65 M
8	MASTER BATHROOM 2	2.00 x 1.95 M
9	ENTRANCE LOBBY	1.70 x 3.35 M
10	MASTER BEDROOM 3	4.50 x 3.34 M
11	MASTER DRESSING 3	2.40 x 2.35 M
12	MASTER BATHROOM 3	2.00 x 2.25 M

SECTION VIEW

+27, +31 M



BUILDINGS

S07



Terrace areas vary according to specific units.

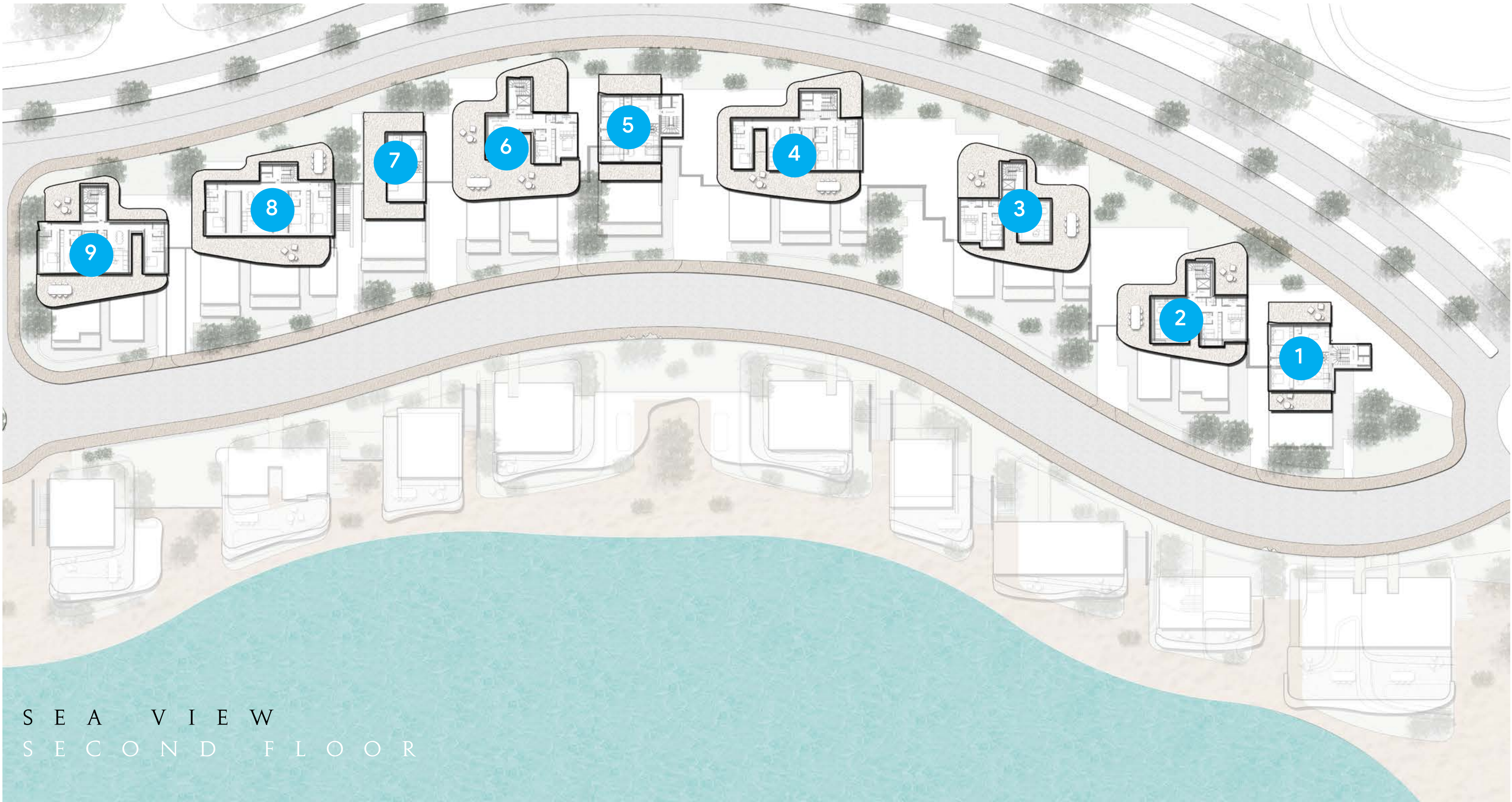




N A O S

S E C O N D F L O O R

S E A V I E W



S E A V I E W
S E C O N D F L O O R



S01, S05

Indoor Net Area

195 M²

201

3 BEDROOMS

1	RECEPTION	4.15 x 3.44 M
2	DINING	4.15 x 2.30 M
3	KITCHEN	2.55 x 4.45 M
4	GUEST WC	1.45 x 1.20 M
5	MASTER BEDROOM 1	3.15 x 3.65 M
6	MASTER BATHROOM 1	1.70 x 1.95 M
7	MASTER BEDROOM 2	3.35 x 3.65 M
8	MASTER BATHROOM 2	2.00 x 1.95 M
9	ENTRANCE LOBBY	3.80 x 4.45 M
10	MASTER BEDROOM 3	3.50 x 3.35 M
11	MASTER BATHROOM 3	2.00 x 2.25 M
12	MASTER DRESSING 3	2.40 x 2.25 M

N A O S

D U P L E X O 2

SECOND FLOOR + THIRD FLOOR

SECTION VIEW

+ 31, 35 M

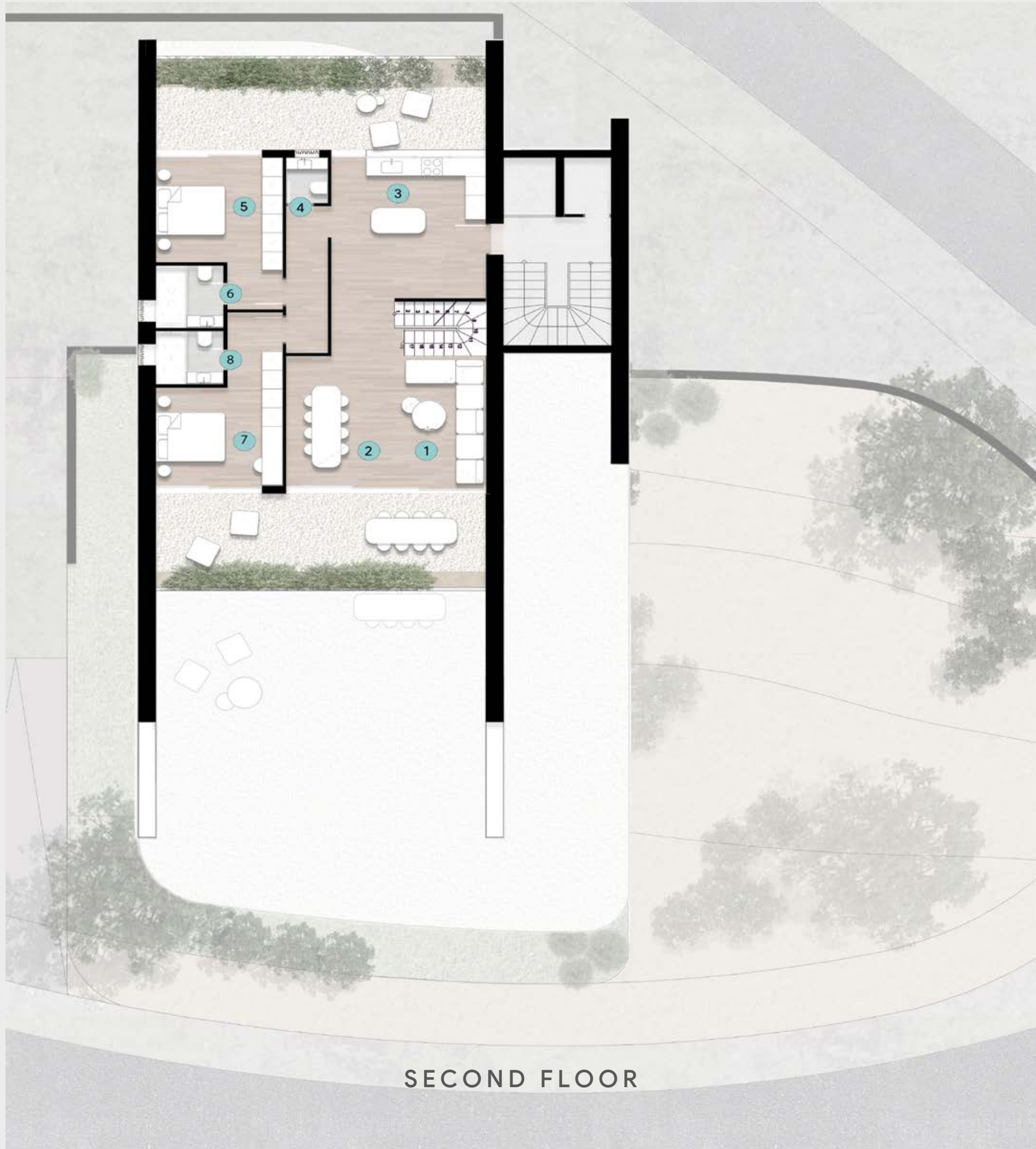


BUILDINGS

S01, S05



Terrace areas vary according to specific units.





N A O S

S E A V I E W

SECOND FLOOR

S02, S06

Indoor Net Area

115 M²

201

2 BEDROOMS

1	RECEPTION	4.50 x 5.00 M
2	DINING & KITCHEN	2.30 x 5.00 M
3	GUEST WC	1.15 x 1.50 M
4	UTILITY	1.15 x 1.40 M
5	MASTER BEDROOM 1	3.55 x 3.80 M
6	MASTER DRESSING 1	1.90 x 3.80 M
7	MASTER BATHROOM 1	1.25 x 3.80 M
8	MASTER BEDROOM 2	3.30 x 3.25 M
9	MASTER BATHROOM 2	1.80 x 1.65 M

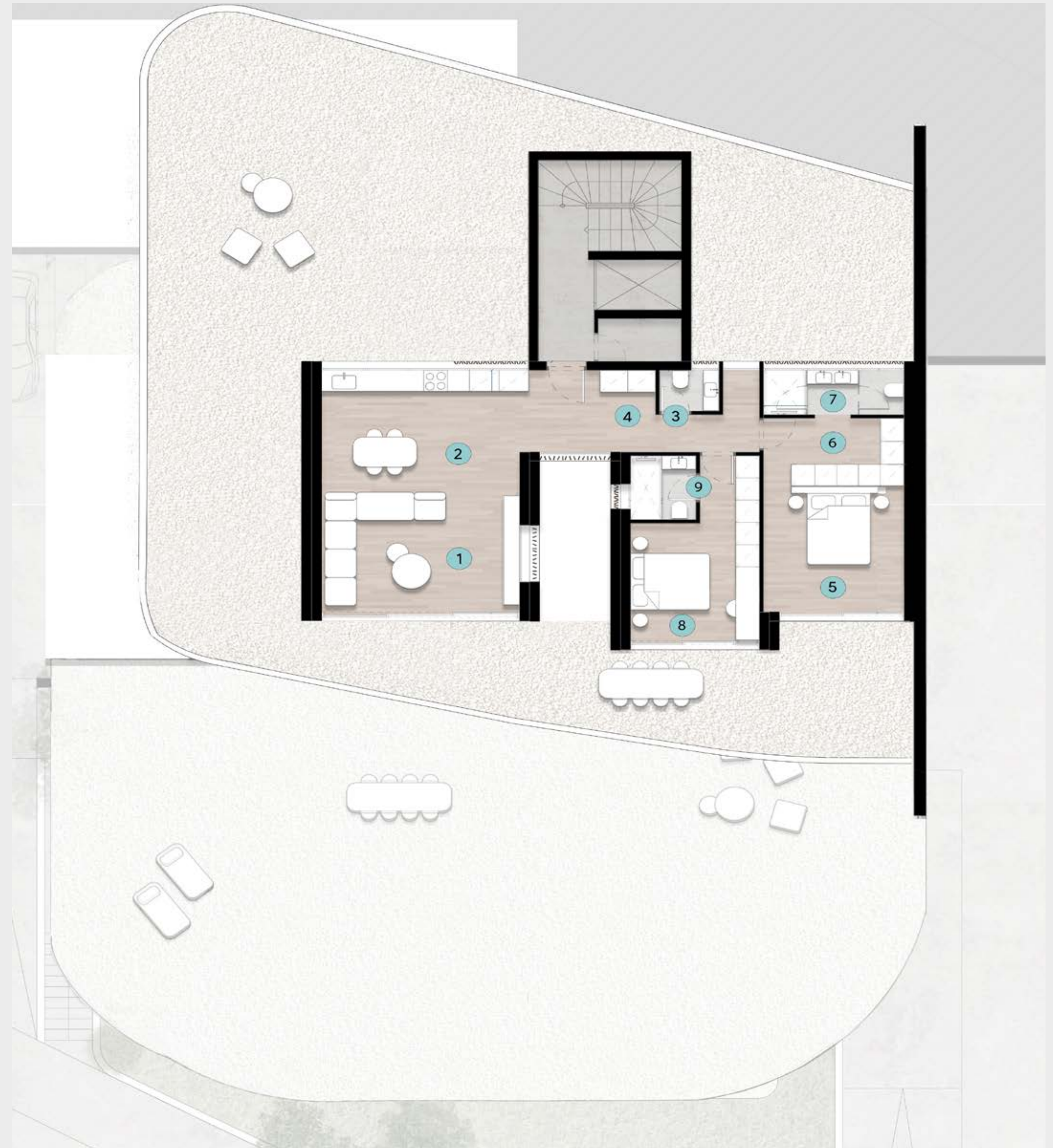
SECTION VIEW

+ 31M



BUILDINGS

S02, S06



Terrace areas vary according to specific units.

N A O S

SEA VIEW

SECOND FLOOR

S03

Indoor Net Area

118 M²

201

2 BEDROOMS

1	RECEPTION	4.50 x 5.00 M
2	DINING & KITCHEN	2.30 x 5.00 M
3	GUEST WC	1.15 x 1.50 M
4	UTILITY	1.15 x 1.40 M
5	MASTER BEDROOM 1	3.55 x 3.80 M
6	MASTER DRESSING 1	1.90 x 3.80 M
7	MASTER BATHROOM 1	1.25 x 3.80 M
8	MASTER BEDROOM 2	3.30 x 3.25 M
9	MASTER BATHROOM 2	1.80 x 1.65 M

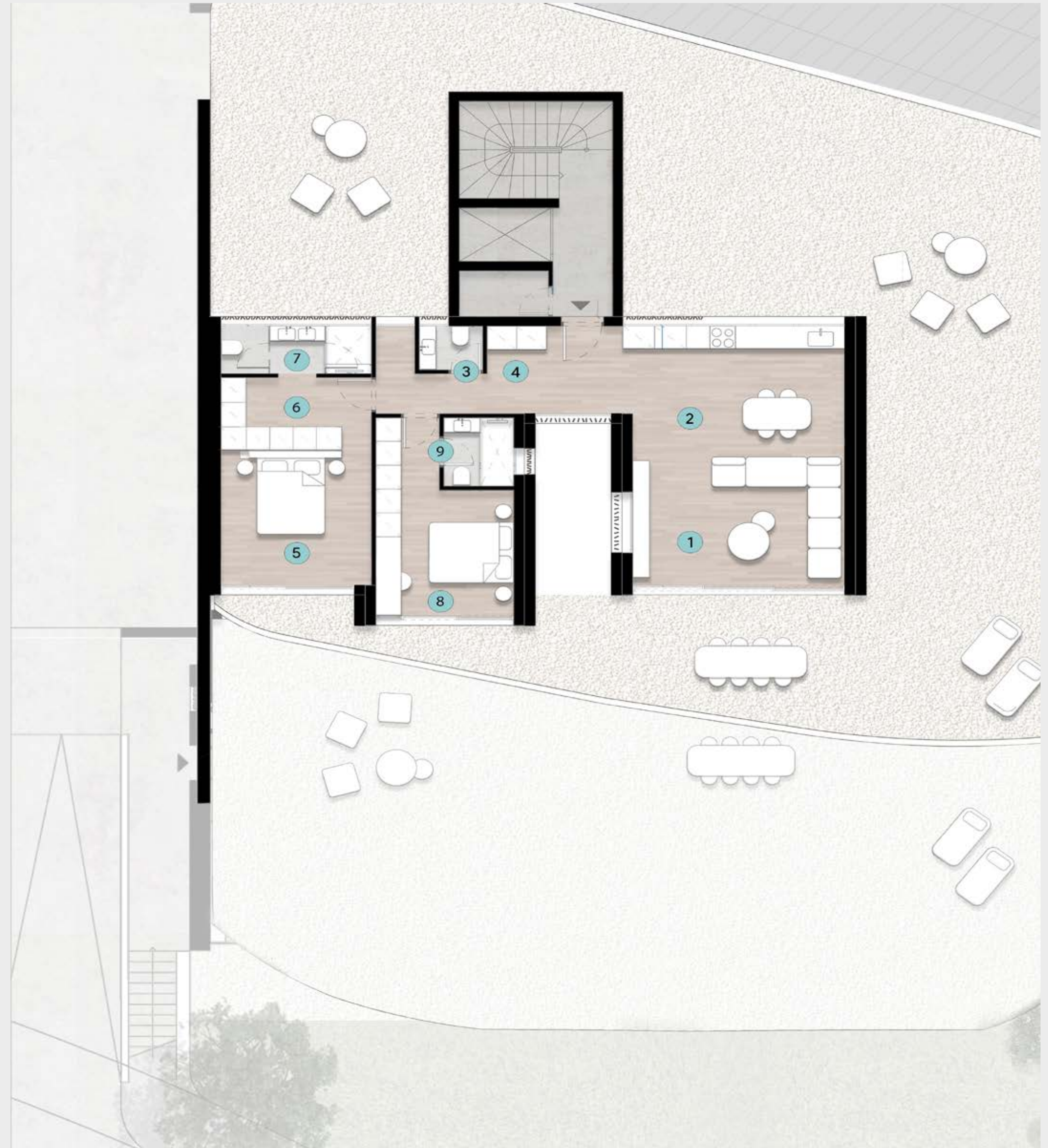
SECTION VIEW

+ 31M



BUILDINGS

S03



Terrace areas vary according to specific units.

N A O S

S E A V I E W

SECOND FLOOR

S04, S08

Indoor Net Area

166 M²

201

3 BEDROOMS

1	RECEPTION	4.00 x 5.00 M
2	DINING	3.00 x 3.45 M
3	KITCHEN	3.90 x 1.55 M
4	GUEST WC	1.25 x 1.45 M
5	MASTER BEDROOM 1	3.15 x 3.09 M
6	MASTER DRESSING 1	2.40 x 3.10 M
7	MASTER BATHROOM 1	2.25 x 1.80 M
8	MASTER BEDROOM 2	5.64 x 3.35 M
9	MASTER BATHROOM 2	2.25 x 1.95 M
10	MASTER BEDROOM 3	4.14 x 3.45 M
11	MASTER BATHROOM 3	2.45 x 1.75 M

SECTION VIEW

+ 31M

BUILDINGS

S04, S08



Terrace areas vary according to specific units.

N A O S

SEA VIEW

SECOND FLOOR

S09

Indoor Net Area

162 M²

201

3 BEDROOMS

1	RECEPTION	4.00 x 5.00 M
2	DINING	3.00 x 3.45 M
3	KITCHEN	3.90 x 1.55 M
4	GUEST WC	1.25 x 1.45 M
5	MASTER BEDROOM 1	3.15 x 3.09 M
6	MASTER DRESSING 1	2.40 x 3.10 M
7	MASTER BATHROOM 1	2.25 x 1.80 M
8	MASTER BEDROOM 2	5.64 x 3.35 M
9	MASTER BATHROOM 2	2.25 x 1.95 M
10	MASTER BEDROOM 3	4.14 x 3.45 M
11	MASTER BATHROOM 3	2.45 x 1.75 M

SECTION VIEW

+ 31M



BUILDINGS

S09

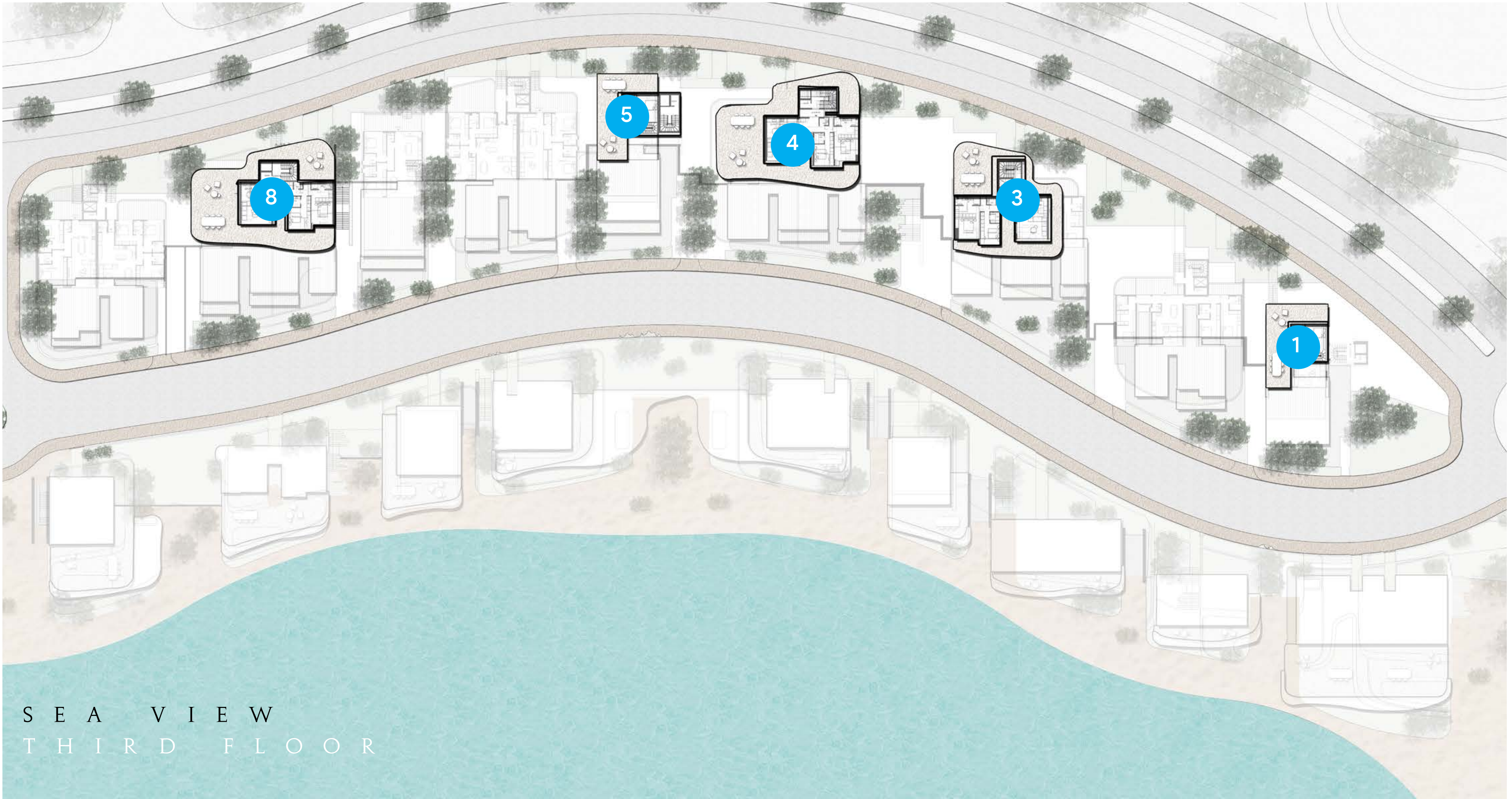


Terrace areas vary according to specific units.

N A O S

T H I R D F L O O R

S E A V I E W



S E A V I E W
T H I R D F L O O R



N A O S

SEA VIEW

THIRD FLOOR

S03

Indoor Net Area

117 M²

301

2 BEDROOMS

1	RECEPTION	3.90 x 5.00 M
2	DINING & KITCHEN	2.90 x 5.00 M
3	GUEST WC	1.15 x 1.50 M
4	UTILITY	1.15 x 1.40 M
5	MASTER BEDROOM 1	3.56 x 4.11 M
6	MASTER DRESSING 1	1.90 x 4.11 M
7	MASTER BATHROOM 1	1.25 x 4.11 M
8	MASTER BEDROOM 2	3.30 x 3.25 M
9	MASTER BATHROOM 2	1.80 x 1.65 M

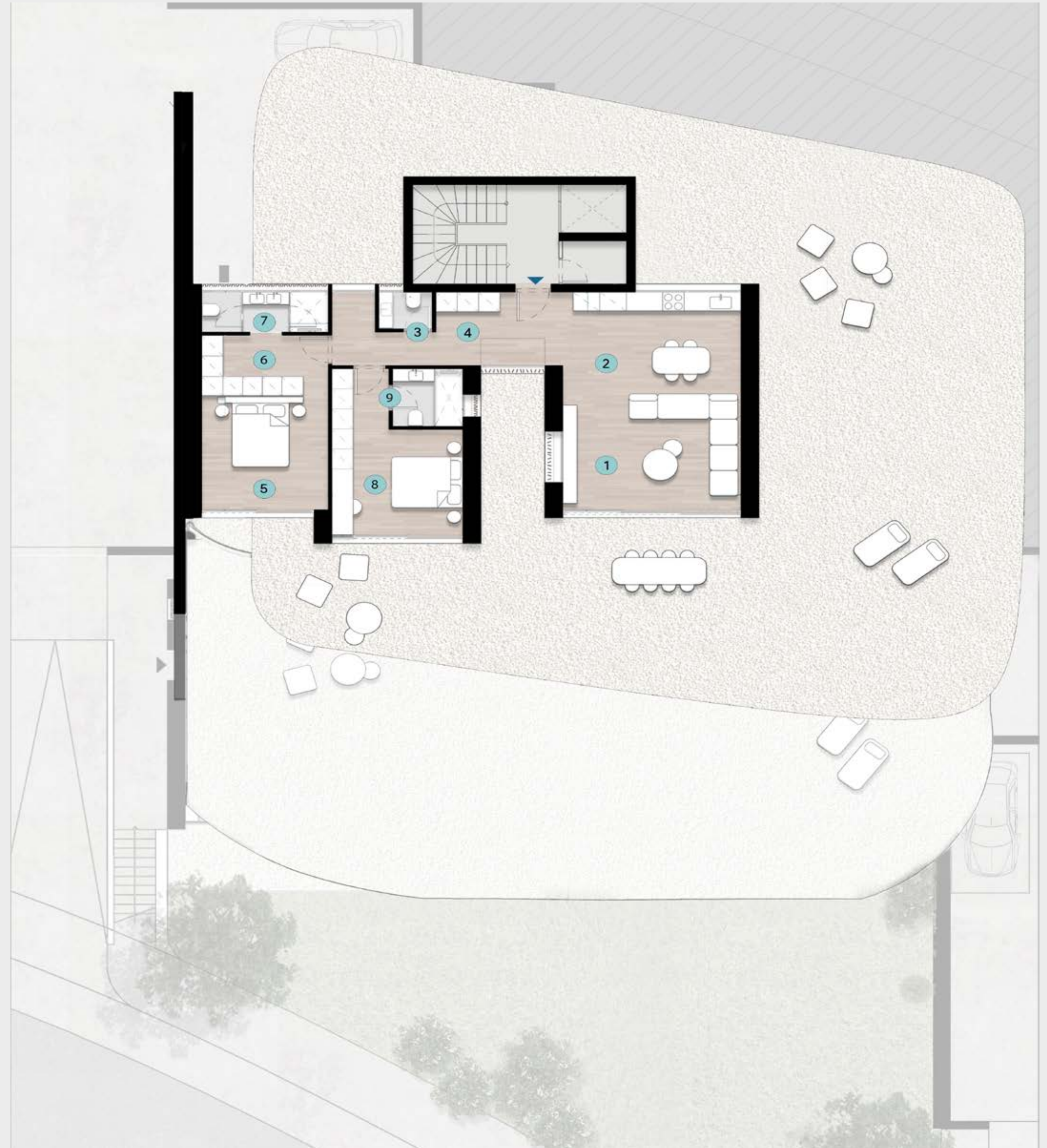
SECTION VIEW

+ 35 M



BUILDINGS

S03



Terrace areas vary according to specific units.

N A O S

SEA VIEW

THIRD FLOOR

S04, S08

Indoor Net Area

117 M²

301

2 BEDROOMS

1	RECEPTION	3.90 x 5.00 M
2	DINING & KITCHEN	2.90 x 5.00 M
3	GUEST WC	1.15 x 1.50 M
4	UTILITY	1.15 x 1.40 M
5	MASTER BEDROOM 1	3.56 x 4.11 M
6	MASTER DRESSING 1	1.90 x 4.11 M
7	MASTER BATHROOM 1	1.25 x 4.11 M
8	MASTER BEDROOM 2	3.30 x 3.25 M
9	MASTER BATHROOM 2	1.80 x 1.65 M

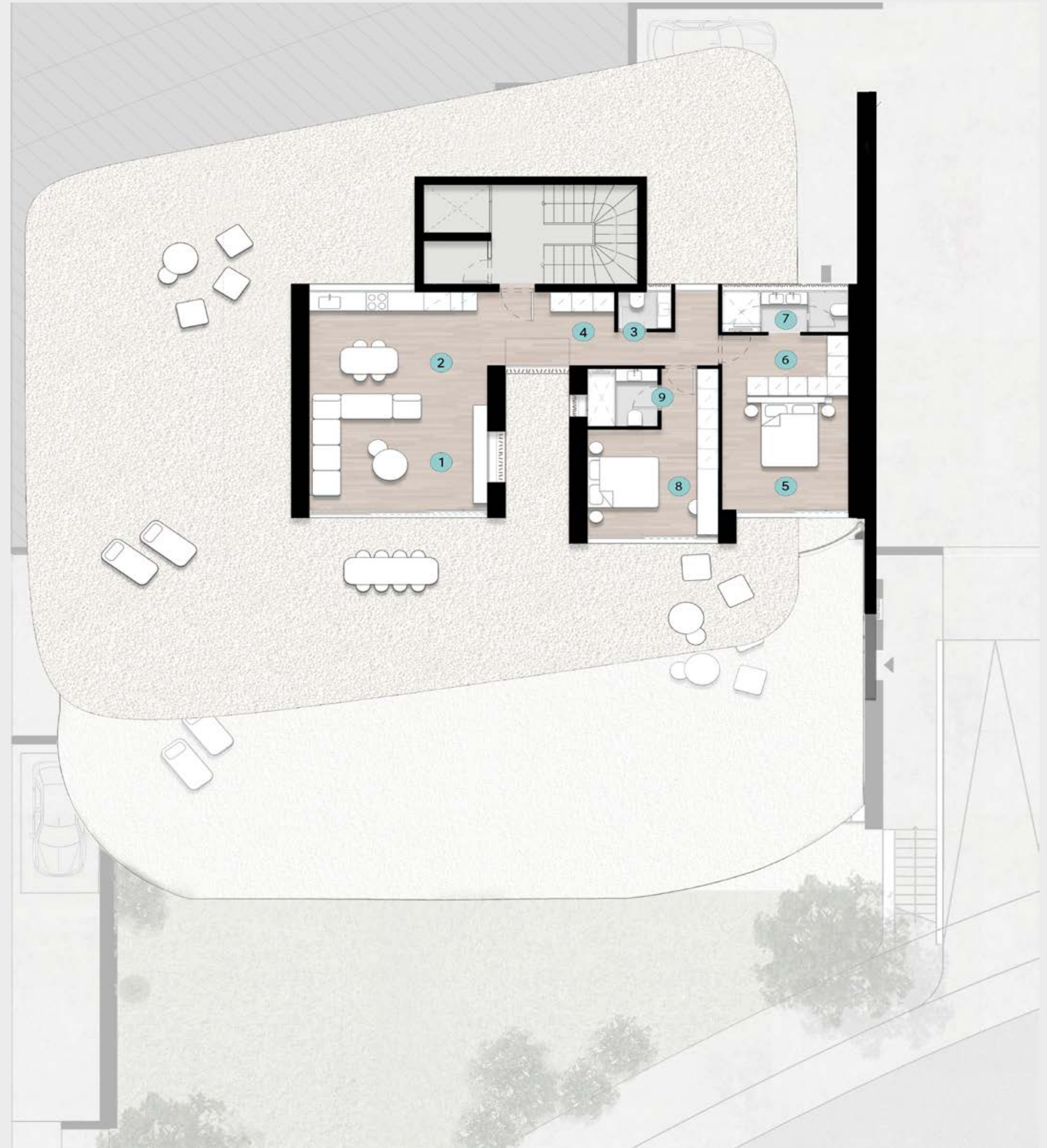
SECTION VIEW

+35 M



BUILDINGS

S04

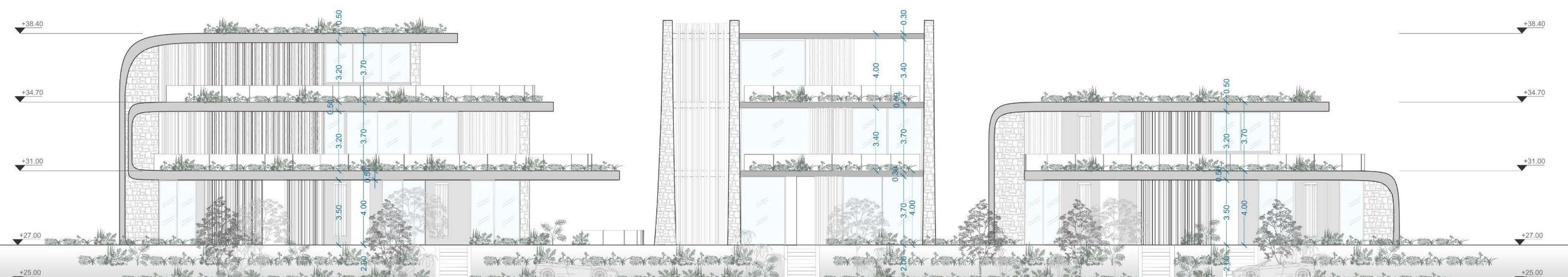


Terrace areas vary according to specific units.



Disclaimer:

Room measurements are consistent with face of wall to face of wall dimensions and do not include wall finishes or additional construction. Diagrams are not to scale and are for illustrative purposes only. All finishes, furniture, fences and mill-work shown in the accompanying renderings are for illustrative purposes only; refer to the sales contract annex for exact finishing specifications. All landscaping visuals are for illustrative purposes only and are not included in the property. All renderings and other visual materials, designs, façades are for demonstrative purposes only and are subject to change. Please refer to master-plan for adjacent buildings. All materials, dimensions and drawings are approximate. The developer reserves the right to make revisions to the floor plans, information is subject to change without notice. All displayed gardens and terraces areas may vary according to the final allocation within the master-plan. Drawings are not to scale and actual finishes may vary from the visual floor plans.





NAOS

BEACH HOMES

MADAR

Azha
north